

# DIGITALES ARCHIV

ZBW – Leibniz-Informationszentrum Wirtschaft  
ZBW – Leibniz Information Centre for Economics

## Periodical Part

Social protection / National Statistics Office. 2022,  
reference years 2016-2020

## Provided in Cooperation with:

National Statistics Office Malta, Valletta

*Reference:* In: Social protection / National Statistics Office Social protection / National Statistics Office. 2022, reference years 2016-2020 (2022).  
<https://nso.gov.mt/wp-content/uploads/NSO-%E2%80%93Social-Protection-Publication.pdf>.

This Version is available at:

<http://hdl.handle.net/11159/593790>

## Kontakt/Contact

ZBW – Leibniz-Informationszentrum Wirtschaft/Leibniz Information Centre for Economics  
Düsternbrooker Weg 120  
24105 Kiel (Germany)  
E-Mail: [rights\[at\]zbw.eu](mailto:rights[at]zbw.eu)  
<https://www.zbw.eu/econis-archiv/>

## Standard-Nutzungsbedingungen:

Dieses Dokument darf zu eigenen wissenschaftlichen Zwecken und zum Privatgebrauch gespeichert und kopiert werden. Sie dürfen dieses Dokument nicht für öffentliche oder kommerzielle Zwecke vervielfältigen, öffentlich ausstellen, aufführen, vertreiben oder anderweitig nutzen. Sofern für das Dokument eine Open-Content-Lizenz verwendet wurde, so gelten abweichend von diesen Nutzungsbedingungen die in der Lizenz gewährten Nutzungsrechte.

<https://zbw.eu/econis-archiv/termsfuse>

## Terms of use:

*This document may be saved and copied for your personal and scholarly purposes. You are not to copy it for public or commercial purposes, to exhibit the document in public, to perform, distribute or otherwise use the document in public. If the document is made available under a Creative Commons Licence you may exercise further usage rights as specified in the licence.*



# Social Protection 2022

REFERENCE YEARS 2016–2020

Social Protection 2022  
Reference Years 2016–2020

## PUBLISHED BY

National Statistics Office  
Lascaris, Valletta VLT 2000  
Malta

Telephone.: (+356) 2599 7000  
Email: nso@gov.mt  
Website: <http://www.nso.gov.mt>

## CIP DATA

Social Protection Publication 2022  
(Reference years 2016-2020)  
Valletta: National Statistics Office,  
Malta, 2022  
283p.

ISBN: 978-9918-605-05-7

NSO publications are available from:

Communication and Dissemination Unit  
National Statistics Office  
Lascaris  
Valletta VLT 2000  
Malta  
Telephone: (+356) 2599 7219  
Email: nso@gov.mt

For further information about the content of this  
publication, please contact:

Public Finance Unit  
National Statistics Office  
Lascaris  
Valletta VLT 2000  
Malta  
Telephone: (+356) 25 99 72 40  
Email: [publicfinance.nso@gov.mt](mailto:publicfinance.nso@gov.mt)

Design:  
Moose Design Studio – [moose.com.mt](http://moose.com.mt)

## CONTENTS

|   |   |     |
|---|---|-----|
| ■ | Foreword.....   | 5   |
| ■ | 1 SOCIAL PROTECTION .....                                     | 7   |
| ■ | 2 SICKNESS/HEALTH CARE .....                                  | 27  |
| ■ | 3 DISABILITY.....   | 39  |
| ■ | 4 OLD AGE .....   | 49  |
| ■ | 5 SURVIVORS .....   | 63  |
| ■ | 6 FAMILY/CHILDREN.....  | 71  |
| ■ | 7 UNEMPLOYMENT .....  | 83  |
| ■ | 8 HOUSING.....  | 95  |
| ■ | 9 SOCIAL EXCLUSION.....                                       | 101 |
| ■ | 10 SOCIAL SECURITY BENEFITS.....                              | 113 |
| ■ | ANNEXES .....   | 250 |
|   | List of Schemes.....  | 250 |
|   | Methodological Notes.....                                     | 254 |
|   | Glossary .....  | 259 |
|   | Graphical Illustration of MALTA by NUTS Classification.....   | 272 |
|   | Statistical Regions and Districts of MALTA .....              | 273 |
|   | Graphical Illustration of MALTA by LAU 2 Classification ..... | 274 |
|   | List of Abbreviations.....                                    | 276 |
|   | List of Tables .....  | 277 |
|   | List of Charts.....   | 282 |
|   | List of Maps .....  | 283 |



## Foreword

Social protection systems are set up and administrated in all developed countries to ensure adequate socio-economic support to all vulnerable groups of society. Malta is no exception. By the end of 2020, Malta's social expenditure amounted to €2,622.0 million, equivalent to 20.1 per cent of the country's GDP.

Malta's government expenditure on social benefits in 2020 increased by 28.6 per cent, or €582.8 million, compared to the previous year. This significant increase resulted mainly from Government measures established to dampen the negative financial and employment impacts of the COVID-19 pandemic.

As with the previous editions, public expenditure on social welfare is examined in terms of its functions. Benefits, on the other hand, are analysed by nature and type. Sickness and healthcare, disability, old-age and unemployment are only a few of the functions analysed in this publication toward which expenditure is directed. Each variable is examined in a separate chapter and a comparison to other European Union Member States is drawn at the end of each chapter.

The final chapter of the publication presents information about recipients of social security benefits. This data is categorised by district and locality. Graphs, maps, and pie charts also aid in the presentation and explanation of the data.

My appreciation goes to the Public Finance Unit for its work in compiling and organising the information. I am also thankful for the assistance given by the Regional, Geospatial, Energy and Transport Statistics Unit for compiling the maps used in this publication. Finally, I would like to express my gratitude to the Ministry for Social Policy and Children's Rights for providing the necessary administrative source data.

I trust that this publication will serve as a valuable tool for different users, particularly policymakers, researchers, the media and the general public.

**Etienne Caruana**

Director General, NSO



## 01 SOCIAL PROTECTION

---

Social protection encompasses all interventions from public and private bodies intended to relieve households and individuals from the burden of a defined set of risks or needs, provided there is neither a simultaneous reciprocal nor an individual arrangement involved. Social protection systems are crucial to reduce poverty levels and help people towards social inclusion.

Each country's social protection system is composed of policies and programs introduced to address certain risks against a person's wellbeing. Sickness, disability, old age and unemployment represent some of the social risks many people face in their lifetime and for which social protection systems aim to counteract. Each policy implemented is targeted at different groups of people, with measures in place to help single parents, people injured at work, elderly or disabled persons living in care homes, and families making use of childcare centres, to mention a few.

Social benefits are grouped into schemes that are chosen, where possible, in such a way that they provide protection against a single risk or need. Hence, each scheme is aimed at a single specific group of beneficiaries. Furthermore, social protection schemes are involved with redistribution and not with production. In this way goods and services provided in kind to beneficiaries are considered to be produced by the institutional unit (or units) supporting the scheme in question.

The data on expenditure under the various social protection schemes contained in this publication are drawn up according to the ESSPROS Manual<sup>1</sup> issued by Eurostat. Generally, the objectives of ESSPROS are to provide a comprehensive, realistic and coherent description of social protection which:

- i. Covers social benefits and their financing;
- ii. Is geared towards international comparability; and
- iii. Is completely harmonised with other statistics, particularly the National Accounts, in its main concepts.

The social protection accounts presented in this study are a satellite account of National Accounts. This means that the data are compatible with National Accounts' publications and form an integral part of the workings of the macro-economic framework for the calculation of GDP in terms of ESA 2010.

For each scheme, the social benefits are further classified under eight separate functions that, together, account for all the social risks that impact our society. These functions are as follows:

- i. **Sickness/Health care:** Income maintenance and support in cash in connection with physical or mental illness, excluding disability. Health care intended to maintain, restore or improve the health of the people protected irrespective of the origin of the disorder.
- ii. **Disability:** Income maintenance and support in cash or kind (except health care) in connection with the inability of physically or mentally disabled people to engage in economic and social activities.
- iii. **Old Age:** Income maintenance and support in cash or kind (except health care) in connection with old age.

1 2019 edition: <https://ec.europa.eu/eurostat/web/products-manuals-and-guidelines/-/KS-GQ-19-014>

- iv. **Survivors:** Income maintenance and support in cash or kind in connection with the death of a family member.
- v. **Family/Children:** Support in cash or kind (except health care) in connection with the costs of pregnancy, childbirth and adoption, bringing up children and caring for other family members.
- vi. **Unemployment:** Income maintenance and support in cash or kind in connection with unemployment.
- vii. **Housing:** Help towards the cost of housing.
- viii. **Social exclusion n.e.c. (not elsewhere classified):** Benefits in cash or kind (except health care) specifically intended to combat social exclusion that are not covered by one of the other functions.

ESSPROS data is primarily covered under the Core System, where gross data covering social protection expenditure and receipts is recorded and collected on an annual basis by Eurostat from each EU Member State. Furthermore, two secondary modules are also compiled in ESSPROS; (i) the Net ESSPROS module that is similar to the Core System but also takes into consideration taxes and social contributions paid by the recipients of social protection benefits, and (ii) the Pension Beneficiaries module that reports the number of persons in receipt of one or more periodic social protection benefits that fall under specific pension categories.

Throughout this chapter the main features of Malta's social protection system are evaluated. The first section presents an overview of the total social outlay spent during the five-year period from 2016 to 2020, with data categorised by ESSPROS function and social protection scheme. A comparison with the rest of the EU is also provided. The second and third sections present similar studies from the perspective of the ESSPROS modules; (i) Net ESSPROS and (ii) Pension Beneficiaries.

## 1.1 Gross Expenditure

In the year 2020, €2,622.0 million was spent in Malta to cover social schemes. This reflected a €582.8 million, or 28.6 per cent, increase relative to 2019. This, coupled with a 7.0 per cent drop in GDP, caused the social expenditure-to-GDP ratio to increase by 5.6 percentage points, from 14.5 per cent in 2019 to 20.1 per cent in 2020. Social measures introduced in 2020 to counteract the negative economic effects of the COVID-19 pandemic, in particular the Wage Supplement scheme, were the main drivers of the significant rise in expenditure with total annual spending reaching €410.2 million.

Furthermore, increases were witnessed under Hospitals and Other Health Care Facilities (€80.8 million), Social Security Contributory Benefits (€52.9 million), Care of the Elderly and the Disabled (€13.1 million), Social Security Non-Contributory Benefits (€11.9 million), Third Country Nationals and Refugees (€6.9 million), Jobsplus (€3.5 million), Housing Authority Subsidies (€3.0 million), Sickness Days – Employers' Expenditure

(€1.8 million), Family and Social Welfare (€1.1 million), Non-Profit Institutions Serving Households (€1.1 million), Energy Benefit (€0.7 million) and Treasury Pensions (€0.5 million). In contrast, drops in expenditure were registered under Bus Fare Subsidy (€1.8 million), Appoġġ (1.1 million), MDD/MSCL/MSY Voluntary Retirement Scheme (€0.6 million), Pensioners' Gozo Ferry Boat Subsidy (€0.5 million), Subsidies on Utilities (€0.4 million) and Sedqa (€0.1 million) (Table 1.1).

**Table 1.1 Social protection gross expenditure by period and scheme**

| Schemes   | € 000            |                  |                  |                  |                  |
|---|------------------|------------------|------------------|------------------|------------------|
|   | 2016             | 2017             | 2018             | 2019             | 2020             |
| Social Security Contributory Benefits           | 712,205          | 749,668          | 778,936          | 810,874          | 863,749          |
| Social Security Non-Contributory Benefits       | 188,495          | 187,214          | 186,293          | 187,066          | 199,001          |
| Hospitals and Other Health Care Facilities      | 472,889          | 506,743          | 535,107          | 604,542          | 685,317          |
| Family and Social Welfare                       | 16,673           | 23,616           | 31,111           | 39,087           | 40,143           |
| Non-Profit Institutions Serving Households      | 16,165           | 16,511           | 16,350           | 16,350           | 17,403           |
| Appoġġ  | 7,536            | 5,744            | 5,816            | 9,572            | 8,514            |
| Sedqa   | 2,270            | 2,086            | 2,258            | 2,577            | 2,442            |
| Employment and Training Corporation/Jobplus     | 5,424            | 4,912            | 5,251            | 4,265            | 7,794            |
| Sickness Days - Employers' Expenditure          | 63,031           | 69,570           | 77,429           | 85,191           | 86,974           |
| Subsidies on Utilities                          | 2,687            | 2,522            | 2,340            | 2,875            | 2,450            |
| Energy Benefit                                  | 4,702            | 5,745            | 5,574            | 5,060            | 5,755            |
| Housing Authority Subsidies                     | 15,926           | 13,158           | 16,574           | 16,247           | 19,296           |
| Bus Fare Subsidy                                | 3,716            | 3,760            | 3,758            | 3,671            | 1,851            |
| Pensioners' Gozo Ferry Boat Subsidy             | 1,717            | 1,796            | 1,881            | 2,004            | 1,471            |
| Care of the Elderly and the Disabled            | 92,764           | 103,716          | 115,134          | 139,533          | 152,601          |
| Treasury Pensions                               | 96,881           | 107,707          | 105,480          | 101,468          | 101,980          |
| MDD/MSCL/MSY Voluntary Retirement Scheme        | 3,002            | 2,155            | 1,751            | 1,489            | 852              |
| Third Country Nationals and Refugees            | 5,163            | 3,813            | 4,340            | 7,325            | 14,257           |
| COVID-19 Support Measures                       | -                | -                | -                | -                | 410,182          |
| <b>Total</b>                                    | <b>1,711,245</b> | <b>1,810,437</b> | <b>1,895,384</b> | <b>2,039,198</b> | <b>2,622,031</b> |
| Gross Domestic Product (GDP) <sup>1</sup>       | 10,541,130       | 11,954,676       | 12,957,123       | 14,042,230       | 13,059,867       |
| <b>Social Protection as a percentage of GDP</b> | <b>16.2</b>      | <b>15.1</b>      | <b>14.6</b>      | <b>14.5</b>      | <b>20.1</b>      |

<sup>1</sup> GDP as per NSO News Release 037/2022. [https://nso.gov.mt/en/News\\_Releases/Documents/2022/03/News2022\\_037.pdf](https://nso.gov.mt/en/News_Releases/Documents/2022/03/News2022_037.pdf)

A rise in spending was recorded under each of the eight ESSPROS functions. Unemployment reported the largest increase at €413.1 million, as COVID-19 employment support measures<sup>2</sup> were reported under this function in line with Eurostat guidelines. This was followed by Sickness/Health Care (€83.6 million), Old Age (€57.5 million), Social exclusion n.e.c. (€8.2 million), Survivors (€7.3 million), Disability (€5.3 million), Family/Children (€4.6 million) and Housing (€3.0 million) (Table 1.2).

<sup>2</sup> Specifically, the Wage Supplement Scheme and various social benefits introduced by the Maltese Government (discussed further in Section 7.2).

**Table 1.2 Social protection gross expenditure by period and ESSPROS function**

| Functions  | € 000            |                  |                  |                  |                  |
|--|------------------|------------------|------------------|------------------|------------------|
|  | 2016             | 2017             | 2018             | 2019             | 2020             |
| Sickness / Health Care                             | 587,836          | 630,613          | 666,279          | 744,470          | 828,089          |
| Disability   | 62,707           | 64,556           | 74,748           | 75,937           | 81,280           |
| Old Age  | 745,848          | 797,485          | 823,345          | 875,862          | 933,395          |
| Survivors  | 139,968          | 149,677          | 155,982          | 158,452          | 165,732          |
| Family / Children                                  | 97,936           | 102,171          | 107,936          | 117,042          | 121,682          |
| Unemployment                                       | 39,086           | 31,521           | 28,044           | 24,869           | 437,998          |
| Housing  | 15,926           | 13,158           | 16,574           | 16,247           | 19,296           |
| Social Exclusion n.e.c. (not elsewhere classified) | 21,938           | 21,256           | 22,476           | 26,318           | 34,560           |
| <b>Total</b>                                       | <b>1,711,245</b> | <b>1,810,437</b> | <b>1,895,384</b> | <b>2,039,198</b> | <b>2,622,031</b> |

## Malta's Social Protection Outlay






Chart 1.1. Social gross expenditure by ESSPROS function: 2011-2020

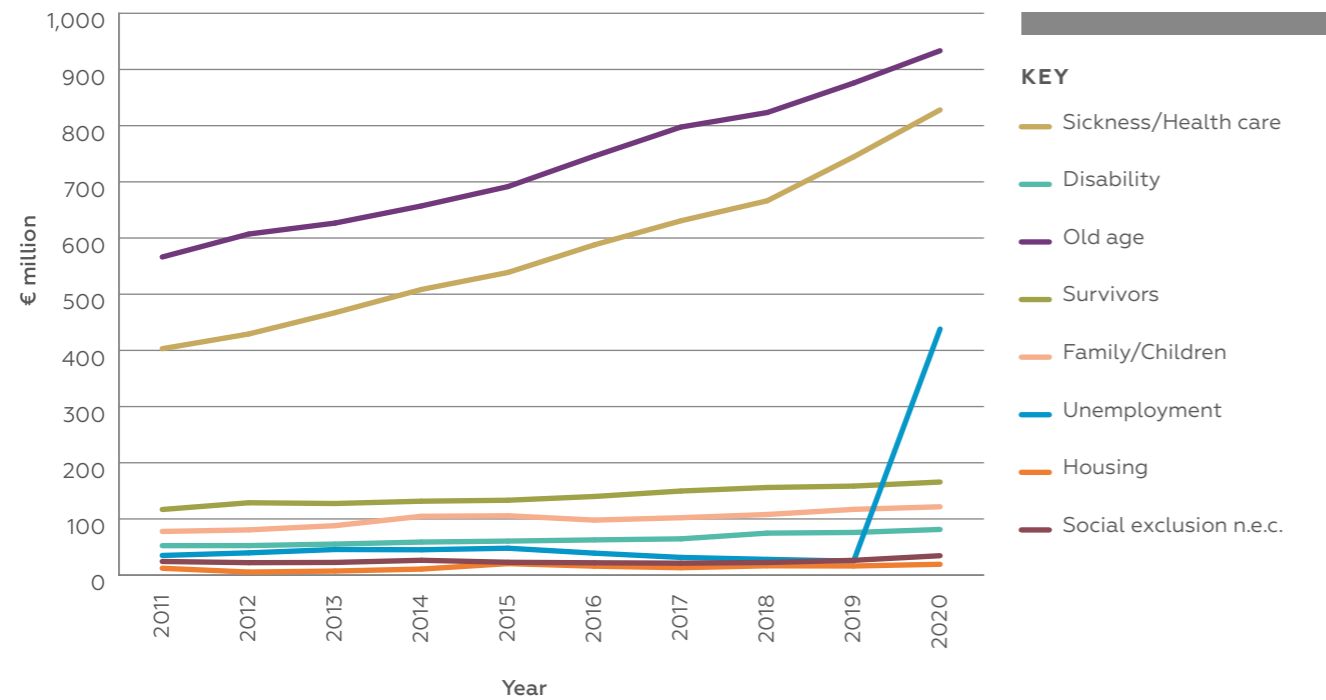
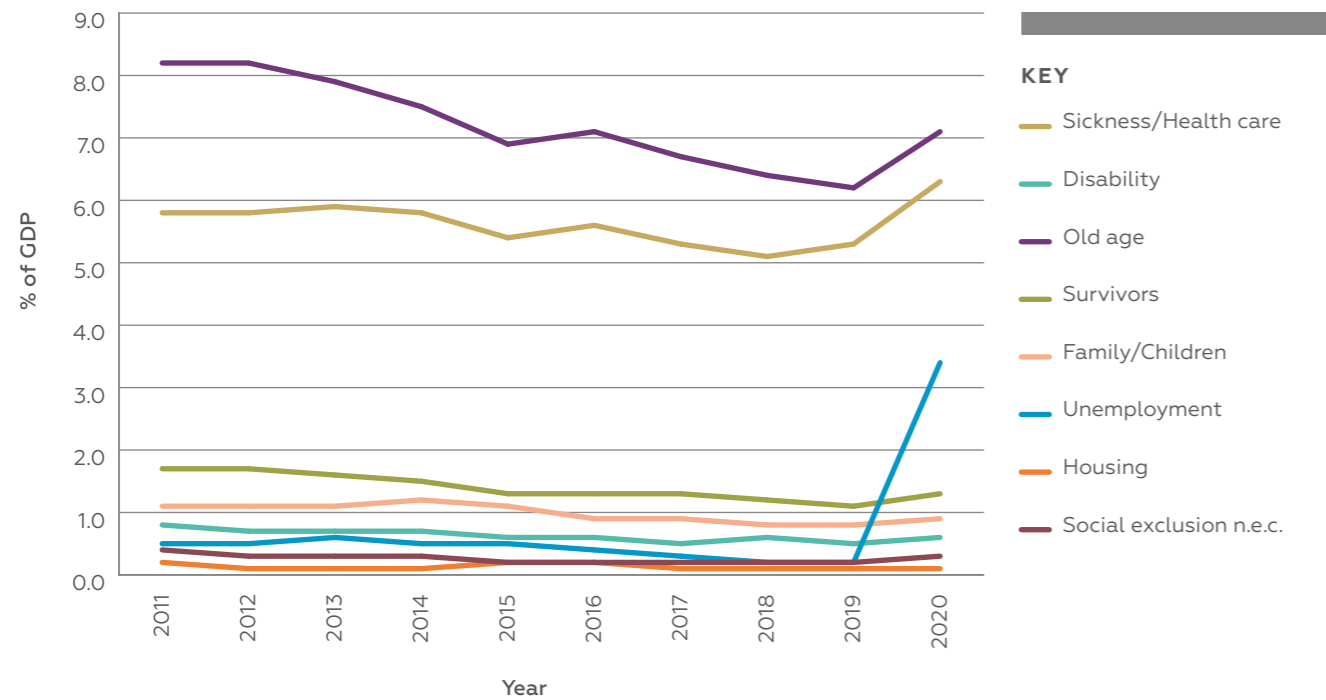
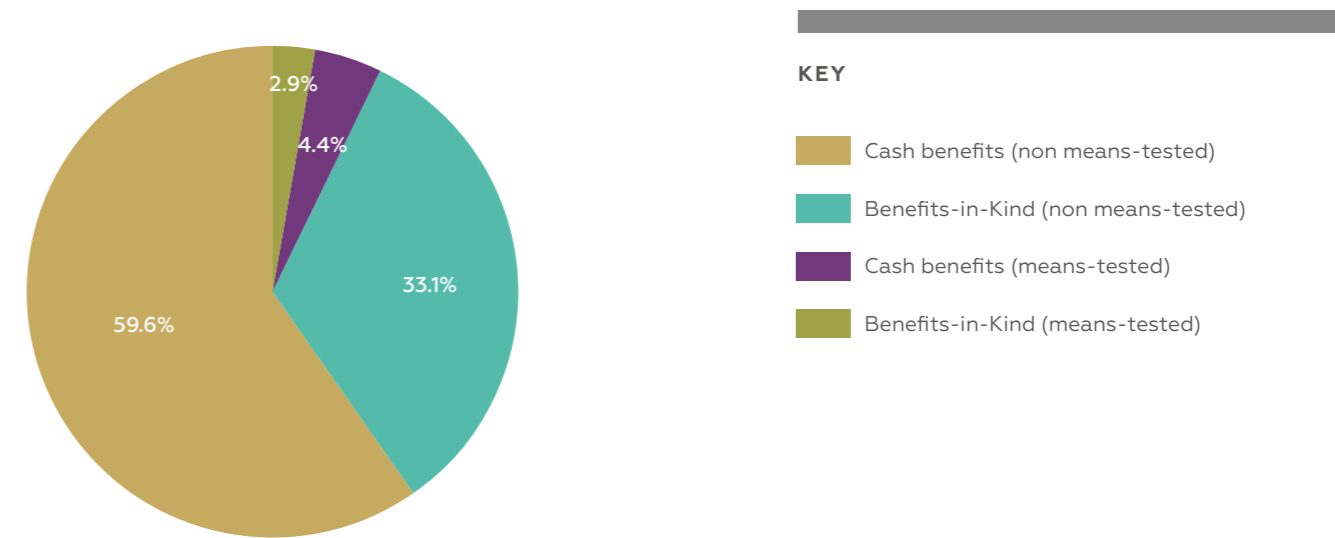


Chart 1.2. Social gross expenditure by ESSPROS function (as a percentage of GDP): 2011-2020



Cash benefits covered 64.0 per cent of Malta’s 2020 social expenditure, with the remaining share allocated to benefits-in-kind. Non means-tested benefits accounted for 92.7 per cent of the total social outlay, with 64.3 per cent of non means-tested benefits being paid out in cash. Likewise, cash benefits likewise formed the largest share of Malta’s means-tested social expenditure, with 60.5 per cent classified under this category (Chart 1.3).

Chart 1.3 Social Protection Expenditure by type and means-testing: 2020



In 2019<sup>3</sup>, the EU Member States spent 26.8 per cent of their combined GDP towards social schemes. The countries with the highest social protection-to-GDP ratios were France (31.2 per cent), Denmark (30.2 per cent) and Finland (29.6 per cent). Conversely, the lowest share was witnessed by Ireland (13.0 per cent), with Malta’s ratio of 14.5 per cent<sup>4</sup> ranking it the second lowest among EU Member States.

Higher GDP growth explains the 1.1 per cent decline in Malta’s social protection-to-GDP ratio between 2018 and 2019. Thirteen of the EU Member States registered a drop in their social protection-to-GDP ratio, with the highest drops displayed by Hungary (4.9 per cent) and Ireland (4.7 per cent). On the other hand, Poland exhibited the largest increase at 9.1 per cent, followed by Lithuania (4.3 per cent), Latvia and Cyprus (both 2.5 per cent) (Table 1.3).

Non means-tested cash benefits accounted for the highest share of the EU’s social expenditure, amounting to 59.0 per cent of the total outlay in 2019. Malta’s ratio was 5.7 percentage points lower at 53.3 per cent. Conversely, means-tested benefits-in-kind reported the lowest share, with total spending among EU Member States reaching 4.5 per cent of total social expenditure. In comparison, means-tested in-kind benefits accounted for 3.0 per cent of Malta’s expenditure in 2019 (Chart 1.4).

<sup>3</sup> The latest social protection data available for other EU Member States.

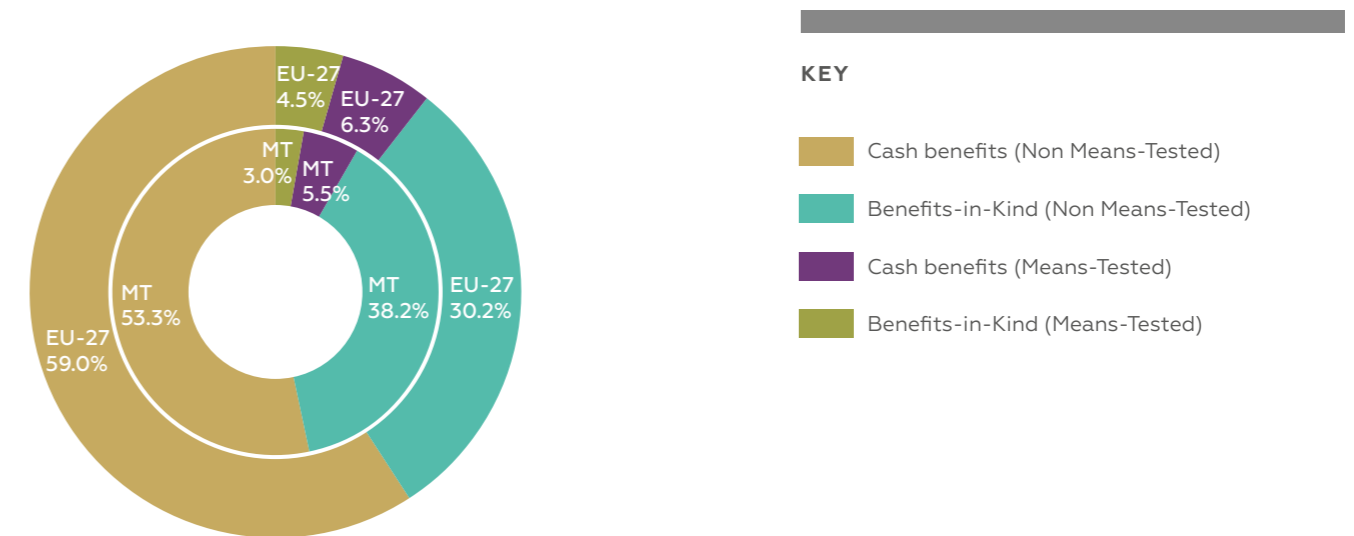
<sup>4</sup> To facilitate country comparison, for certain tables Malta’s data was obtained from the Eurostat website (link: <https://ec.europa.eu/eurostat/web/social-protection>). Due to recent backward revisions, discrepancies from national sources may exist.

Table 1.3 Social protection benefits as a percentage of GDP classified by period and EU country

|              | 2016        | 2017        | 2018        | 2019        | % Change 2019/2018 |
|--------------|-------------|-------------|-------------|-------------|--------------------|
| <b>EU27</b>  | <b>27.3</b> | <b>26.9</b> | <b>26.7</b> | <b>26.8</b> | <b>0.5</b>         |
| <b>EA19</b>  | <b>27.9</b> | <b>27.6</b> | <b>27.4</b> | <b>27.6</b> | <b>0.6</b>         |
| Belgium      | 27.7        | 27.3        | 27.3        | 27.4        | 0.1                |
| Bulgaria     | 16.9        | 16.4        | 16.4        | 16.0        | -2.3               |
| Czechia      | 18.2        | 17.8        | 17.9        | 18.3        | 1.9                |
| Denmark      | 31.1        | 30.7        | 30.5        | 30.2        | -0.8               |
| Germany      | 28.4        | 28.3        | 28.4        | 28.9        | 1.7                |
| Estonia      | 16.4        | 15.7        | 16.2        | 16.3        | 0.8                |
| Ireland      | 15.3        | 14.5        | 13.7        | 13.0        | -4.7               |
| Greece       | 26.1        | 25.4        | 25.0        | 24.8        | -1.0               |
| Spain        | 23.4        | 23.0        | 23.2        | 23.7        | 2.2                |
| France       | 32.0        | 31.7        | 31.4        | 31.2        | -0.5               |
| Croatia      | 21.2        | 20.9        | 20.9        | 20.9        | -0.3               |
| Italy        | 28.1        | 27.8        | 27.9        | 28.3        | 1.4                |
| Cyprus       | 19.0        | 18.0        | 17.3        | 17.7        | 2.5                |
| Latvia       | 14.7        | 14.5        | 15.0        | 15.4        | 2.5                |
| Lithuania    | 14.6        | 14.4        | 15.5        | 16.1        | 4.3                |
| Luxembourg   | 20.2        | 20.8        | 21.1        | 21.6        | 1.9                |
| Hungary      | 18.5        | 17.8        | 17.1        | 16.3        | -4.9               |
| <b>Malta</b> | <b>16.2</b> | <b>15.1</b> | <b>14.6</b> | <b>14.5</b> | <b>-1.1</b>        |
| Netherlands  | 28.0        | 27.6        | 27.1        | 26.9        | -0.6               |
| Austria      | 29.0        | 28.7        | 28.4        | 28.6        | 0.5                |
| Poland       | 20.3        | 19.6        | 19.2        | 20.9        | 9.1                |
| Portugal     | 24.0        | 23.6        | 23.1        | 23.1        | -0.1               |
| Romania      | 14.4        | 14.5        | 14.7        | 15.0        | 1.8                |
| Slovenia     | 22.9        | 22.3        | 21.6        | 21.8        | 0.6                |
| Slovakia     | 17.9        | 17.7        | 17.5        | 17.4        | -0.6               |
| Finland      | 31.1        | 30.0        | 29.6        | 29.6        | 0.0                |
| Sweden       | 28.8        | 28.2        | 27.7        | 27.1        | -2.3               |

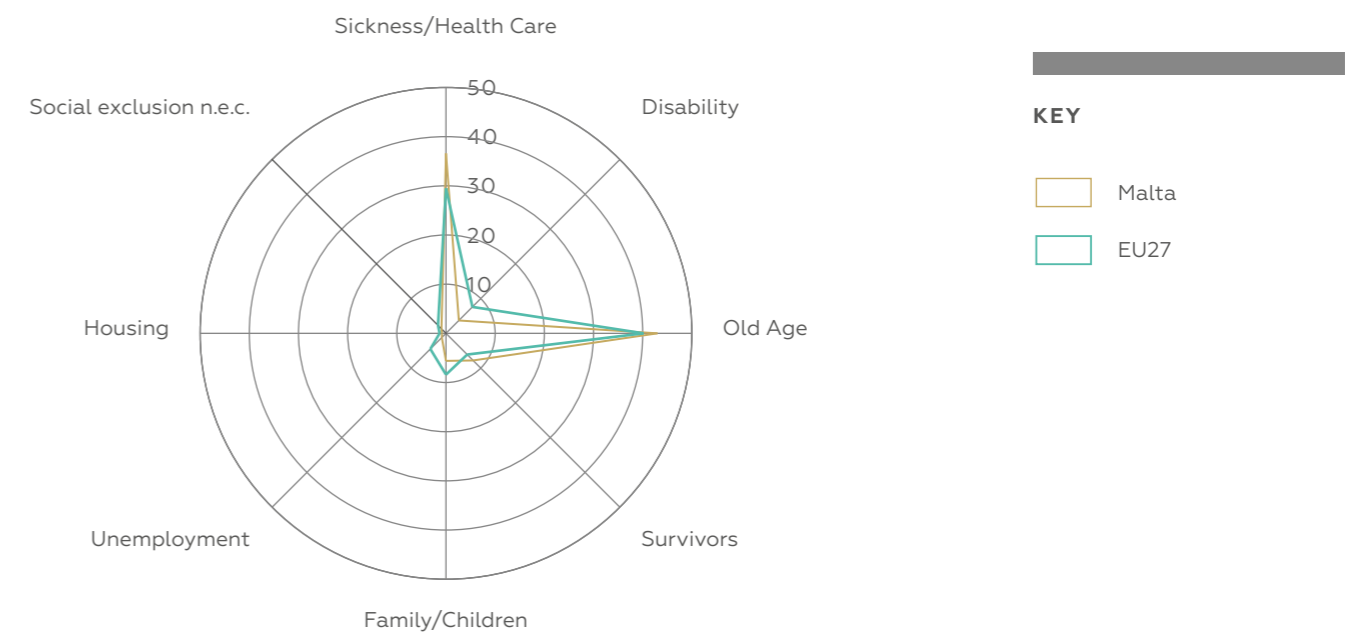
Source: Eurostat

Chart 1.4: Social Protection Expenditure by type and means-testing (Malta and the EU): 2019



Taking in consideration the ESSPROS functions, the highest percentage of the EU's social spending was classified under the Old Age function (40.2 per cent of the total outlay), followed by Sickness/Health Care benefits (29.5 per cent). In 2019, Malta reported higher proportions under both functions with 43.0 per cent of social expenditure going towards Old Age benefits, while Sickness/Health Care benefits accounted for another 36.6 per cent. Housing benefits represented the lowest share for both the EU (1.3 per cent) and Malta (0.8 per cent) (Chart 1.5).

Chart 1.5: Social Protection Expenditure split by Function (Malta & the EU): 2019



## 1.2 Net Expenditure

The aim of the Net ESSPROS module is to compile the net social outlay, which is equal to the gross expenditure excluding any taxes and/or social contributions paid on cash benefits by recipients plus (where relevant) residual fiscal benefits. Such information is useful as it measures the impact of the fiscal system on gross social expenditure and hence allows for a more accurate geographical comparison between the EU Member States.

The value of these taxes/social contributions is deducted from the respective benefits which they cover. In Malta's case, social benefits are only subject to taxes on income as national insurance (*bolla*) is not applicable to benefits. There are currently three schemes subject to taxation: (i) Social Security Contributory Benefits, (ii) Treasury Pensions, and (iii) Sickness Days – Employer's Expenditure.

A total of €22.9 million from the €2,039.0 million in social expenditure for 2019<sup>5</sup> was recouped in taxes, resulting in a net outlay of €2,016.3 million (Tables 1.4 and 1.5). Social Security Contributory benefits noted the highest share of taxation, with €12.0 million paid by beneficiaries in return for benefits under this scheme. The remaining taxes were obtained from Sickness Days – Employers' Expenditure (€5.9 million) and Treasury Pensions (€5.0 million). In comparison to 2018, social taxation fell by €5.3 million, reflecting higher tax exemption caps on pensions introduced by the Government (Table 1.6).

<sup>5</sup> At the time of publication, 2020 net data was unavailable.

Table 1.4 Social protection net expenditure by period and scheme

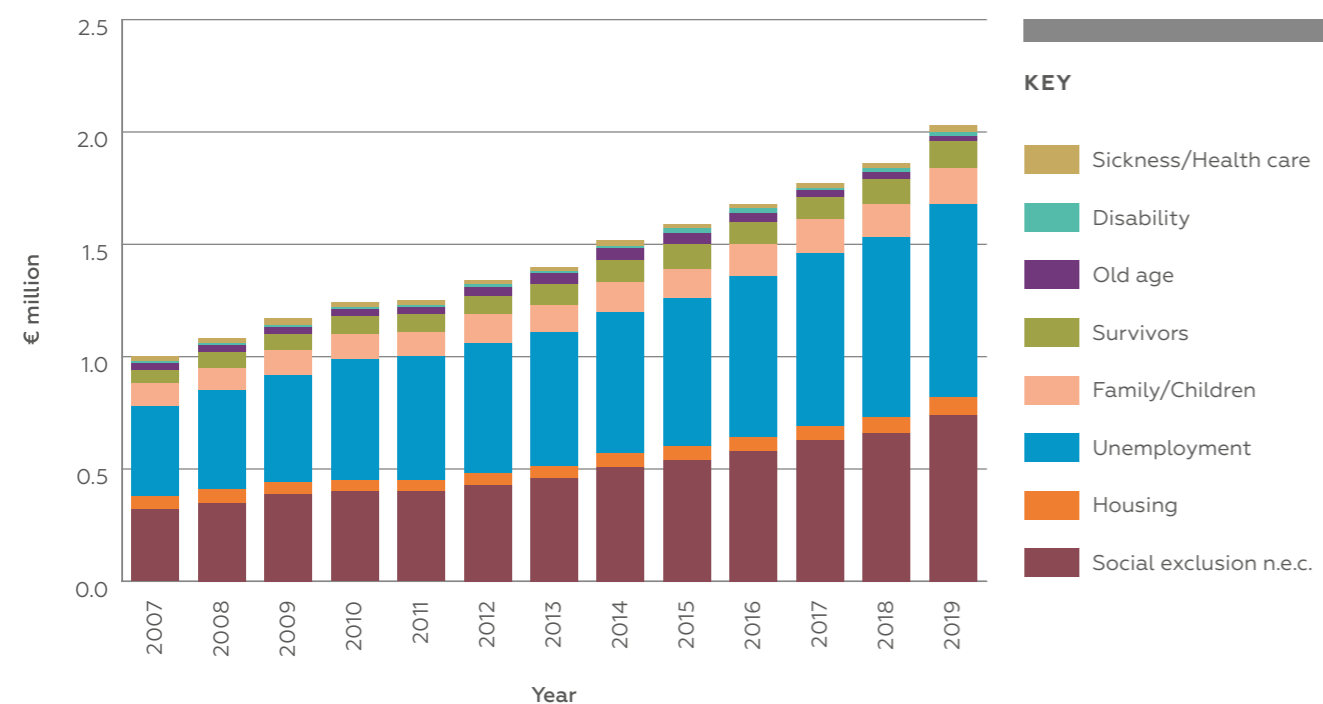
|   | € 000            |                  |                  |                  |
|---|------------------|------------------|------------------|------------------|
| Schemes   | 2016             | 2017             | 2018             | 2019             |
| Social Security Contributory Benefits                           | 687,985          | 726,538          | 760,783          | 798,905          |
| Social Security Non-Contributory Benefits                       | 188,249          | 187,214          | 186,293          | 187,066          |
| Hospitals and Other Health Care Facilities                      | 472,889          | 506,743          | 535,107          | 604,542          |
| Family and Social Welfare                                       | 16,673           | 23,616           | 31,111           | 39,087           |
| Non-Profit Institutions Serving Households                      | 16,165           | 16,511           | 16,350           | 16,350           |
| Appoġġ  | 7,536            | 5,744            | 5,816            | 9,572            |
| Sedqa   | 2,270            | 2,086            | 2,258            | 2,577            |
| Employment and Training Corporation/Jobplus                     | 5,424            | 4,912            | 5,251            | 4,265            |
| Sickness Days - Employers' Expenditure                          | 59,612           | 65,733           | 72,764           | 79,285           |
| Subsidies on Utilities  | 2,687            | 2,522            | 2,340            | 2,875            |
| Energy Benefit  | 4,702            | 5,745            | 5,574            | 5,060            |
| Housing Authority Subsidies                                     | 15,926           | 13,158           | 16,574           | 16,247           |
| Pensioners' Route Bus Subsidy                                   | 3,716            | 3,760            | 3,758            | 3,671            |
| Pensioners' Gozo Ferry Boat Subsidy                             | 1,717            | 1,796            | 1,881            | 2,004            |
| Care of the Elderly and the Disabled                            | 92,764           | 103,716          | 115,134          | 139,533          |
| Treasury Pensions   | 90,691           | 101,303          | 100,092          | 96,443           |
| MDD/MSCL/MSY Voluntary Retirement Scheme                        | 3,002            | 2,155            | 1,751            | 1,489            |
| Third Country Nationals and Refugees                            | 5,163            | 3,813            | 4,340            | 7,325            |
| <b>Total</b>  | <b>1,677,170</b> | <b>1,777,066</b> | <b>1,867,178</b> | <b>2,016,298</b> |
| Gross Domestic Product (GDP) <sup>1</sup>                       | 10,541,130       | 11,954,676       | 12,957,123       | 14,042,230       |
| <b>Social protection net expenditure as a percentage of GDP</b> | <b>15.9</b>      | <b>14.9</b>      | <b>14.4</b>      | <b>14.4</b>      |

<sup>1</sup> GDP as per NSO News Release 037/2022. [https://nso.gov.mt/en/News\\_Releases/Documents/2022/03/News2022\\_037.pdf](https://nso.gov.mt/en/News_Releases/Documents/2022/03/News2022_037.pdf)

Table 1.5 Social protection net expenditure by period and function

|                         | € 000            |                  |                  |                  |
|-------------------------|------------------|------------------|------------------|------------------|
| Functions               | 2016             | 2017             | 2018             | 2019             |
| Sickness / Health Care  | 584,031          | 626,350          | 661,176          | 738,056          |
| Disability              | 61,713           | 63,905           | 74,110           | 75,636           |
| Old Age                 | 719,410          | 771,579          | 802,844          | 860,839          |
| Survivors               | 137,154          | 147,148          | 154,037          | 157,324          |
| Family / Children       | 97,936           | 102,171          | 107,936          | 117,042          |
| Unemployment            | 39,062           | 31,498           | 28,025           | 24,836           |
| Housing                 | 15,926           | 13,158           | 16,574           | 16,247           |
| Social Exclusion n.e.c. | 21,938           | 21,256           | 22,476           | 26,318           |
| <b>Total</b>            | <b>1,677,170</b> | <b>1,777,066</b> | <b>1,867,178</b> | <b>2,016,298</b> |

Chart 1.6. Net expenditure by ESSPROS function: 2007-2019

Table 1.6 Social protection tax<sup>1</sup> by period and scheme

| Schemes                                      | 2016          | 2017          | 2018          | 2019          |
|--|---------------|---------------|---------------|---------------|
|  | € 000         |               |               |               |
| Social Security Contributory Benefits        | 24,220        | 23,129        | 18,153        | 11,969        |
| Social Security Non-Contributory Benefits    | 247           | -             | -             | -             |
| Hospitals and Other Health Care Facilities   | -             | -             | -             | -             |
| Family and Social Welfare                    | -             | -             | -             | -             |
| Non-Profit Institutions Serving Households   | -             | -             | -             | -             |
| Appogg                                       | -             | -             | -             | -             |
| Sedqa  | -             | -             | -             | -             |
| Employment and Training Corporation/Jobplus  | -             | -             | -             | -             |
| Sickness Days - Employers' Expenditure       | 3,419         | 3,837         | 4,665         | 5,906         |
| Subsidies on Utilities                       | -             | -             | -             | -             |
| Energy Benefit                               | -             | -             | -             | -             |
| Housing Subsidies                            | -             | -             | -             | -             |
| Housing Authority Subsidies                  | -             | -             | -             | -             |
| Bus Fare Subsidy                             | -             | -             | -             | -             |
| Pensioners' Gozo Ferry Boat Subsidy          | -             | -             | -             | -             |
| Care of the Elderly and the Disabled         | -             | -             | -             | -             |
| Treasury Pensions                            | 6,190         | 6,404         | 5,388         | 5,025         |
| MDD/MSCL/MSY Voluntary Retirement Scheme     | -             | -             | -             | -             |
| Third Country Nationals and Refugees         | -             | -             | -             | -             |
| <b>Total</b>                                 | <b>34,075</b> | <b>33,371</b> | <b>28,206</b> | <b>22,900</b> |
| Gross Domestic Product (GDP) <sup>2</sup>    | 10,541,130    | 11,954,676    | 12,957,123    | 14,042,230    |
| Social protection tax as a percentage of GDP | 0.3           | 0.3           | 0.2           | 0.2           |

<sup>1</sup> Social protection tax is equivalent to the tax amount paid on cash benefits.

<sup>2</sup> GDP as per NSO News Release 037/2022. [https://nso.gov.mt/en/News\\_Releases/Documents/2022/03/News2022\\_037.pdf](https://nso.gov.mt/en/News_Releases/Documents/2022/03/News2022_037.pdf)

By the end of 2018<sup>6</sup>, the EU27 Net ESSPROS stood at 24.2 per cent of GDP, 1.2 per cent lower than 2017. The largest proportions of net outlay-to-GDP were recorded by France (29.5 per cent), Finland (26.4 per cent) and Austria, Denmark and Germany (all at 25.7 per cent), while Ireland (13.1 per cent) reported the lowest ratio. Malta exhibited the second lowest net outlay-to-GDP standing at 14.5 per cent (Table 1.7).

<sup>6</sup> Latest net data available for the EU.

Table 1.7 Net social protection benefits as a percentage of GDP by period and EU country

|              | 2015        | 2016        | 2017        | 2018        | % Change<br>2018/2017 |
|--------------|-------------|-------------|-------------|-------------|-----------------------|
| <b>EU27</b>  | <b>24.9</b> | <b>24.8</b> | <b>24.5</b> | <b>24.2</b> | <b>-1.2</b>           |
| <b>EA19</b>  | <b>25.5</b> | <b>25.4</b> | <b>25.1</b> | <b>24.9</b> | <b>-1.0</b>           |
| Belgium      | 26.5        | 25.8        | 25.3        | 25.4        | 0.2                   |
| Bulgaria     | 17.1        | 16.9        | 16.4        | 16.4        | -0.1                  |
| Czechia      | 18.2        | 18.1        | 17.7        | 17.8        | 0.7                   |
| Denmark      | 27.5        | 26.5        | 26.0        | 25.7        | -1.4                  |
| Germany      | 25.6        | 25.8        | 25.7        | 25.7        | -0.1                  |
| Estonia      | 15.6        | 16.0        | 15.3        | 15.7        | 2.7                   |
| Ireland      | 14.9        | 14.6        | 13.8        | 13.1        | -5.2                  |
| Greece       | 24.5        | 24.3        | 23.6        | 22.7        | -4.1                  |
| Spain        | 23.0        | 22.1        | 21.7        | 21.7        | 0.3                   |
| France       | 30.1        | 30.2        | 30.3        | 29.5        | -2.6                  |
| Croatia      | 20.9        | 20.9        | 20.6        | 20.5        | -0.3                  |
| Italy        | 25.0        | 24.5        | 24.3        | 24.4        | 0.1                   |
| Cyprus       | 18.3        | 17.8        | 16.8        | 16.4        | -2.2                  |
| Latvia       | 14.1        | 14.2        | 14.0        | 14.5        | 3.7                   |
| Lithuania    | 14.5        | 14.3        | 14.1        | 15.2        | 7.3                   |
| Luxembourg   | 18.9        | 18.5        | 19.1        | 19.3        | 1.3                   |
| Hungary      | 18.5        | 18.3        | 17.6        | 16.9        | -4.0                  |
| <b>Malta</b> | <b>15.9</b> | <b>16.0</b> | <b>14.9</b> | <b>14.5</b> | <b>-3.2</b>           |
| Netherlands  | 22.4        | 22.4        | 22.0        | 21.8        | -1.2                  |
| Austria      | 26.0        | 26.3        | 25.9        | 25.7        | -1.0                  |
| Poland       | 16.7        | 18.1        | 17.5        | 17.0        | -2.6                  |
| Portugal     | 23.1        | 22.0        | 21.7        | 21.4        | -1.1                  |
| Romania      | 14.0        | 14.2        | 14.4        | 14.7        | 2.0                   |
| Slovenia     | 23.0        | 22.6        | 22.0        | 21.3        | -2.9                  |
| Slovakia     | 17.5        | 17.8        | 17.7        | 17.5        | -1.2                  |
| Finland      | 27.9        | 27.8        | 26.8        | 26.4        | -1.5                  |
| Sweden       | 25.1        | 25.4        | 24.8        | 24.5        | -1.1                  |

Source: Eurostat

When compared to the gross percentages summarised in Table 1.3, it can be determined that 2.46 per cent of the EU's social expenditure for 2018 was recouped in taxes or social contributions. The Netherlands (5.33 per cent) registered the highest percentage of social tax-to-GDP, followed by Denmark (4.45 per cent). Malta's social taxes totalled 0.22 per cent of the gross outlay, ranking the country 22<sup>nd</sup> among EU Member States and 0.21 percentage points higher than the lowest amount registered by Bulgaria (0.01 per cent) (Table 1.8).

Table 1.8 Social protection tax as a percentage of GDP by period and EU country

|              | 2015        | 2016        | 2017        | 2018        | % Change<br>2018/2017 |
|--------------|-------------|-------------|-------------|-------------|-----------------------|
| <b>EU27</b>  | <b>2.49</b> | <b>2.47</b> | <b>2.38</b> | <b>2.46</b> | <b>3.2</b>            |
| <b>EA19</b>  | <b>2.52</b> | <b>2.51</b> | <b>2.42</b> | <b>2.52</b> | <b>4.4</b>            |
| Belgium      | 2.07        | 1.93        | 1.93        | 1.99        | 3.4                   |
| Bulgaria     | 0.01        | 0.01        | 0.01        | 0.01        | 1.7                   |
| Czechia      | 0.08        | 0.08        | 0.06        | 0.07        | 18.4                  |
| Denmark      | 4.84        | 4.57        | 4.51        | 4.45        | -1.4                  |
| Germany      | 2.50        | 2.56        | 2.61        | 2.63        | 0.9                   |
| Estonia      | 0.34        | 0.36        | 0.38        | 0.44        | 15.8                  |
| Ireland      | 0.41        | 0.59        | 0.58        | 0.54        | -6.4                  |
| Greece       | 1.33        | 1.82        | 1.76        | 2.38        | 35.0                  |
| Spain        | 1.30        | 1.33        | 1.34        | 1.39        | 4.2                   |
| France       | 1.86        | 1.84        | 1.41        | 1.91        | 34.7                  |
| Croatia      | 0.26        | 0.26        | 0.28        | 0.33        | 15.7                  |
| Italy        | 3.65        | 3.54        | 3.50        | 3.50        | 0.1                   |
| Cyprus       | 1.23        | 1.23        | 1.17        | 1.09        | -6.9                  |
| Latvia       | 0.49        | 0.54        | 0.58        | 0.53        | -9.1                  |
| Lithuania    | 0.27        | 0.28        | 0.26        | 0.27        | 4.3                   |
| Luxembourg   | 1.97        | 1.94        | 1.94        | 2.04        | 5.1                   |
| Hungary      | 0.23        | 0.19        | 0.23        | 0.21        | -8.6                  |
| <b>Malta</b> | <b>0.36</b> | <b>0.32</b> | <b>0.28</b> | <b>0.22</b> | <b>-22.2</b>          |
| Netherlands  | 5.70        | 5.59        | 5.52        | 5.33        | -3.5                  |
| Austria      | 3.11        | 2.72        | 2.72        | 2.76        | 1.4                   |
| Poland       | 2.29        | 2.21        | 2.11        | 2.13        | 1.2                   |
| Portugal     | 1.67        | 1.96        | 1.87        | 1.66        | -11.3                 |
| Romania      | 0.23        | 0.24        | 0.12        | 0.08        | -35.3                 |
| Slovenia     | 0.31        | 0.31        | 0.30        | 0.32        | 6.8                   |
| Slovakia     | 0.04        | 0.05        | 0.05        | 0.04        | -2.7                  |
| Finland      | 3.35        | 3.32        | 3.22        | 3.18        | -1.1                  |
| Sweden       | 3.31        | 3.40        | 3.37        | 3.19        | -5.3                  |

Source: Eurostat

### 1.3 Pension Beneficiaries

The aim of the Pension Beneficiaries module is to calculate the total number of pension beneficiaries within the following seven pension categories:

- i. Disability pension
- ii. Early retirement benefit due to reduced capacity to work
- iii. Old-age pension
- iv. Anticipated old-age pension
- v. Partial pension
- vi. Survivors' pension
- vii. Early retirement benefit due to labour market reasons

The above categories are further categorised by ESSPROS scheme, followed by whether they are means-tested or non means-tested, and by gender. Furthermore, the seven pension categories are classified under the following four ESSPROS functions:

- i. Disability: Disability pension, Early retirement benefit due to reduced capacity to work
- ii. Old Age: Old-age pension, Anticipated old-age pension, Partial pension
- iii. Survivors': Survivors' pension
- iv. Unemployment: Early retirement benefit due to labour market reasons

In Malta, active pensions are classified under the following four categories: Disability pension, Old-age pension, Survivors' pension and Early retirement benefit due to labour market reasons.

Malta's Pension Beneficiaries module is currently made up of the following four schemes:

- iv. Social Security Contributory Benefits
- v. Social Security Non-Contributory Benefits
- vi. Treasury Pensions
- vii. MDD/MSCL/MSY Voluntary Retirement Scheme

By the end of 2020, there were 97,070 people in Malta receiving a pension, with males making up 56.4 per cent of the total. There were 3,238 more pensioners than 2019, with a slightly higher increase reported by females (1,631) in comparison to males (1,607). Furthermore, pensioners have risen by 32.0 per cent since the inaugural data collection conducted by Eurostat in 2007. More than three-quarters of pensioners were in receipt of an Old Age-type pension (73,044 or 75.2 per cent), followed by Survivors and Disability pensioners that amounted to 17,392 and 7,778, respectively. Finally, there were 76 former dockyard workers in receipt of the voluntary retirement benefit classified under the Unemployment function (Table 1.9).

Table 1.9 Pension Beneficiaries by period, sex and ESSPROS function

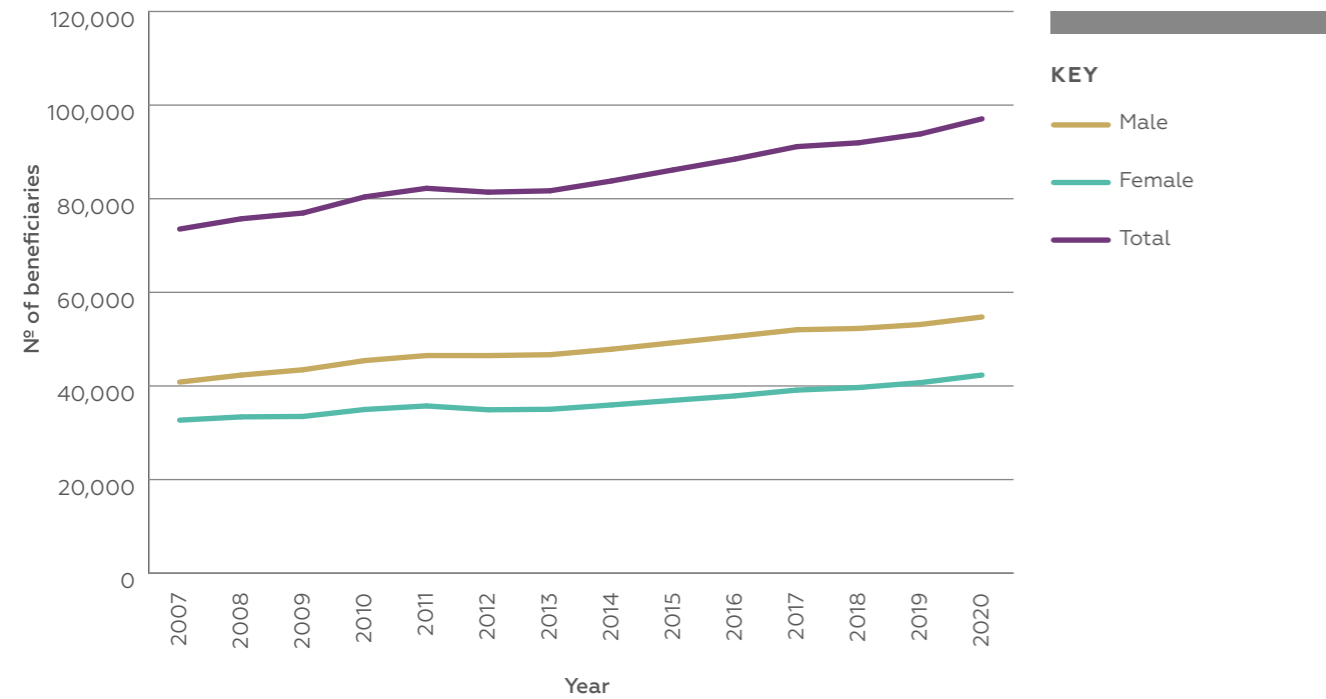
| Functions                   | 2016          |               |               | 2017          |               |               | 2018          |               |               |
|-----------------------------|---------------|---------------|---------------|---------------|---------------|---------------|---------------|---------------|---------------|
|                             | Male          | Female        | Total         | Male          | Female        | Total         | Male          | Female        | Total         |
| Disability <sup>1</sup>     | 4,928         | 2,790         | 7,718         | 4,817         | 2,884         | 7,701         | 4,757         | 3,048         | 7,805         |
| Old Age <sup>2</sup>        | 45,689        | 20,008        | 65,697        | 47,157        | 20,873        | 68,030        | 47,389        | 20,908        | 68,297        |
| Survivors <sup>3</sup>      | 231           | 15,934        | 16,165        | 302           | 16,197        | 16,499        | 344           | 16,457        | 16,801        |
| Unemployment <sup>4,5</sup> | 216           | -             | 216           | 166           | -             | 166           | 138           | -             | 138           |
| <b>Total<sup>6</sup></b>    | <b>50,601</b> | <b>37,878</b> | <b>88,479</b> | <b>52,008</b> | <b>39,119</b> | <b>91,127</b> | <b>52,283</b> | <b>39,665</b> | <b>91,948</b> |

| Functions                   | 2019          |               |               | 2020          |               |               |
|-----------------------------|---------------|---------------|---------------|---------------|---------------|---------------|
|                             | Male          | Female        | Total         | Male          | Female        | Total         |
| Disability <sup>1</sup>     | 4,730         | 3,183         | 7,913         | 4,566         | 3,212         | 7,778         |
| Old Age <sup>2</sup>        | 48,317        | 21,703        | 70,020        | 50,022        | 23,022        | 73,044        |
| Survivors <sup>3</sup>      | 394           | 16,652        | 17,046        | 432           | 16,960        | 17,392        |
| Unemployment <sup>4,5</sup> | 120           | -             | 120           | 76            | -             | 76            |
| <b>Total<sup>6</sup></b>    | <b>53,128</b> | <b>40,704</b> | <b>93,832</b> | <b>54,735</b> | <b>42,335</b> | <b>97,070</b> |

Source: DSS Unique Beneficiaries Report.

- 1 The Disability function contains the following pensions: Decreased National Invalidity Pension, Injury Pension, Increased Invalidity Pension, Invalidity Pension, National Minimum Invalidity Pension, Disability Pension and Severely Disability Pension (both till 2016), Disability Assistance, Severe Disability Assistance and Increased Severe Disability Assistance (these last three being introduced in 2017).
- 2 The Old Age function contains the following pensions: Decreased National Minimum Pension, Increased National Minimum Pension, Increased Retirement Pension, National Minimum Pension, Retirement Pension, Two-Thirds Pension, Age Pension, Assistance for Visually Impaired (formerly Blind Pension) and Carers Pension (2016).
- 3 The Survivors function contains the following pensions: Early Survivors Retirement Pension, National Minimum Widows Pension, Pensions of Widows with Children, Survivors Pension and Widows Pension.
- 4 The Unemployment function consists of a voluntary early retirement benefit offered to dockyard workers after the reconstruction of the shipyards in 2008.
- 5 Due to unavailability, data for 2019 and 2020 are estimated.
- 6 As persons obtaining two or more pensions classified under different functions are only counted once, the total number of pensioners is not equal to the sum of the corresponding functions.

Chart 1.7. Pensioners by sex: 2007-2020



In 2019, Malta reported the lowest percentage of pensioners among EU Member States, standing at 182 persons per 1,000 population. This was 6 less persons than the second-lowest ratio reported by Cyprus (188 persons per 1,000 population) and 80 less persons than the EU27 average (262 persons per 1,000 population). The Baltic states of Lithuania (334 persons per 1,000 population) and Estonia (320 persons per 1,000 population) reported the highest shares of pensioners. In comparison to 2018, Malta also reported the highest percentage drop (2.1 per cent) in pensioners, reflecting the country's fast-growing population at a rate which exceeds the increasing number of pensioners (Table 1.10).

Table 1.10 Pension Beneficiaries per 1000 population by period and EU country

|                         | 2016       | 2017       | 2018       | 2019       | % Change<br>2019/2018 |
|-------------------------|------------|------------|------------|------------|-----------------------|
| <b>EU27<sup>1</sup></b> | <b>264</b> | <b>264</b> | <b>267</b> | <b>262</b> | <b>-1.7</b>           |
| <b>EA19</b>             | <b>264</b> | <b>264</b> | <b>267</b> | <b>260</b> | <b>-2.6</b>           |
| Belgium                 | 252        | 255        | 262        | 265        | 1.2                   |
| Bulgaria                | 307        | 308        | 309        | 308        | -0.3                  |
| Czechia                 | 279        | 278        | 277        | 280        | 1.0                   |
| Denmark                 | 268        | 266        | 266        | 262        | -1.3                  |
| Germany                 | 282        | 282        | 281        | 283        | 0.6                   |
| Estonia                 | 321        | 317        | 317        | 320        | 0.9                   |
| Ireland                 | 196        | 201        | 205        | 209        | 2.0                   |
| Greece                  | 243        | 239        | 238        | 234        | -1.5                  |
| Spain                   | 205        | 207        | 208        | 209        | 0.2                   |
| France                  | 286        | 287        | 298        | :          | :                     |
| Croatia                 | 297        | 300        | 303        | 306        | 0.8                   |
| Italy                   | 260        | 259        | 261        | 262        | 0.4                   |
| Cyprus                  | 187        | 186        | 187        | 188        | 0.8                   |
| Latvia                  | 302        | 303        | 304        | 305        | 0.3                   |
| Lithuania               | 328        | 333        | 335        | 334        | -0.2                  |
| Luxembourg              | 306        | 309        | 312        | 316        | 1.4                   |
| Hungary                 | 224        | 221        | 221        | 222        | 0.7                   |
| <b>Malta</b>            | <b>192</b> | <b>192</b> | <b>186</b> | <b>182</b> | <b>-2.1</b>           |
| Netherlands             | 245        | 245        | 246        | 245        | -0.5                  |
| Austria                 | 277        | 277        | 278        | 280        | 0.7                   |
| Poland                  | 254        | 255        | 265        | 270        | 1.6                   |
| Portugal                | 292        | 290        | 283        | 283        | 0.1                   |
| Romania                 | 267        | 268        | 267        | 266        | -0.6                  |
| Slovenia                | 310        | 310        | 310        | 310        | 0.0                   |
| Slovakia                | 264        | 266        | 271        | 266        | -1.9                  |
| Finland                 | 283        | 288        | 290        | 292        | 0.6                   |
| Sweden                  | 270        | 267        | 265        | 266        | 0.0                   |

Source: Eurostat

<sup>1</sup> 2019 average excludes France whose data is yet to be published.



## 02 SICKNESS/HEALTH CARE

---

The Sickness/Health Care function consists of: (i) all those benefits paid to persons during temporary periods of unemployment due to sickness or injury, and (ii) health care provided in the framework of social protection.



By the end of 2020, Sickness/Health Care benefits formed close to a third (31.6 per cent) of Malta's social expenditure, which represents a drop of 4.9 percentage points from 2019. This is largely explained by the COVID-19 measures, which greatly inflated social expenditure reported under the Unemployment function (Chapter 7). Nonetheless, in comparison to 2019, Sickness/Health Care expenditure rose by €83.6 million, following an €80.8 million increase reported under the Hospitals and Other Health Care Facilities scheme. The same scheme accounted for the majority (82.8 per cent) of the €828.1 million spent in 2020. Second highest were sick leave payments that amounted to €87.0 million, while a further €45.3 million was allocated to non-contributory sickness benefits (Table 2.1).

Table 2.1 Sickness/Health Care gross expenditure by period and scheme

| Schemes                                    | 2016           | 2017           | 2018           | 2019           | 2020           | Share of Scheme (2020) |
|--|----------------|----------------|----------------|----------------|----------------|------------------------|
|  | € 000          |                |                |                |                |                        |
| Social Security Contributory Benefits      | 7,641          | 7,426          | 6,930          | 7,004          | 6,926          | 0.8                    |
| Social Security Non-Contributory Benefits  | 40,805         | 43,539         | 43,472         | 43,956         | 45,307         | 22.8                   |
| Hospitals and Other Health Care Facilities | 472,889        | 506,743        | 535,107        | 604,542        | 685,317        | 100.0                  |
| Non-Profit Institutions Serving Households | 2,393          | 2,444          | 2,420          | 2,421          | 2,576          | 14.8                   |
| Appoġġ                                     | 1,078          | 890            | 921            | 1,357          | 989            | 11.6                   |
| Sickness Days - Employers' Expenditure     | 63,031         | 69,570         | 77,429         | 85,191         | 86,974         | 100.0                  |
| <b>Total</b>                               | <b>587,836</b> | <b>630,613</b> | <b>666,279</b> | <b>744,470</b> | <b>828,089</b> | -                      |
| <b>% of social protection</b>              | <b>34.4</b>    | <b>34.8</b>    | <b>35.2</b>    | <b>36.5</b>    | <b>31.6</b>    | -                      |

## 2.1 Social Security Benefits

Sickness-related benefits totalled €52.2 million in 2020, €1.3 million higher than the amount reported in 2019. Non-contributory benefits expenditure amounted to €45.3 million, with the highest share going towards Medical Assistance (€18.5 million), followed by Social Assistance (€16.9 million), Old Age Pension (€8.9 million), and any additional bonus payments (€1.1 million) given to such recipients. The remaining €6.9 million of spending covered Contributory benefits, split between the Sickness (€5.8 million) and Injury (€1.2 million) benefits (Table 2.2).

Table 2.2 Social security sickness benefits expenditure by period and description

|   | 2016          | 2017          | 2018          | 2019          | 2020          |
|---|---------------|---------------|---------------|---------------|---------------|
|   | € 000         |               |               |               |               |
| <b>Other Benefits</b>   | <b>6,307</b>  | <b>6,095</b>  | <b>5,585</b>  | <b>5,542</b>  | <b>5,760</b>  |
| Sickness Benefit  | 6,307         | 6,095         | 5,585         | 5,542         | 5,760         |
| <b>Benefit in respect of Industrial Injuries and Gratuities</b> | <b>1,334</b>  | <b>1,332</b>  | <b>1,346</b>  | <b>1,463</b>  | <b>1,165</b>  |
| Injury Benefit  | 1,334         | 1,332         | 1,346         | 1,463         | 1,165         |
| <b>Total Contributory Sickness Benefits</b>                     | <b>7,641</b>  | <b>7,426</b>  | <b>6,930</b>  | <b>7,004</b>  | <b>6,926</b>  |
| <b>Total Social Assistance</b>                                  | <b>21,119</b> | <b>20,485</b> | <b>18,552</b> | <b>17,109</b> | <b>16,859</b> |
| Social Assistance   | 20,025        | 19,237        | 17,595        | 16,079        | 15,442        |
| Social Assistance Carers <sup>1</sup>                           | 1,093         | -             | -             | -             | -             |
| Carers' Allowance <sup>1</sup>                                  | -             | 1,248         | 957           | 1,030         | 1,418         |
| <b>Medical Assistance</b>                                       | <b>18,308</b> | <b>18,411</b> | <b>18,334</b> | <b>18,505</b> | <b>18,525</b> |
| Leprosy Assistance  | 65            | 63            | 56            | 54            | 51            |
| Milk Grant  | 44            | 51            | 52            | 41            | 28            |
| Sickness Assistance   | 18,199        | 18,297        | 18,226        | 18,410        | 18,446        |
| <b>Total Old Age Pension</b>                                    | <b>-</b>      | <b>3,310</b>  | <b>5,388</b>  | <b>7,240</b>  | <b>8,868</b>  |
| Increased Carers' Allowance <sup>2</sup>                        | -             | 3,310         | 5,388         | 7,240         | 8,868         |
| Bonus   | 1,378         | 1,333         | 1,198         | 1,102         | 1,055         |
| <b>Total Non-Contributory Sickness Benefits</b>                 | <b>40,805</b> | <b>43,539</b> | <b>43,472</b> | <b>43,956</b> | <b>45,307</b> |
| <b>Total</b>  | <b>48,445</b> | <b>50,965</b> | <b>50,403</b> | <b>50,960</b> | <b>52,233</b> |
| <b>% of social protection</b>                                   | <b>2.8</b>    | <b>2.8</b>    | <b>2.7</b>    | <b>2.5</b>    | <b>2.0</b>    |

Source: DAS.

<sup>1</sup> In 2017, Social Assistance for Carers was replaced by Carers' Allowance.

<sup>2</sup> In 2017, Carers Pension (Table 4.2) was replaced by Increased Carers' Allowance.

There were 35,760 persons who received a sickness-type benefit in 2020, 2,556 less persons than in 2019. Male recipients slightly outweighed females, with 18,051 persons, or 50.5 per cent, being men. The Sickness Benefit reported the largest share of recipients, with 18,367 persons or 51.4 per cent, of the total, followed by the non-contributory Sickness Assistance at 11,970 individuals. The Sickness Benefit exhibited the largest decrease in recipients with 1,916 less persons receiving the benefit than in 2019. Lower recipients were also registered under Injury Benefit (438), Social Assistance (393) and Sickness Assistance (257). Conversely, a higher number of recipients were recorded under Increased Carers' Allowance (120) and Carers' Allowance (85) (Table 2.3).

Table 2.3 Social security sickness beneficiaries by period, sex and description

|   | 2016          |               |               | 2017          |               |               | 2018          |               |               |
|---|---------------|---------------|---------------|---------------|---------------|---------------|---------------|---------------|---------------|
|   | Male          | Female        | Total         | Male          | Female        | Total         | Male          | Female        | Total         |
| <b>Other Benefits</b>   | <b>12,888</b> | <b>7,429</b>  | <b>20,317</b> | <b>12,420</b> | <b>7,395</b>  | <b>19,815</b> | <b>12,321</b> | <b>7,981</b>  | <b>20,302</b> |
| Sickness Benefit  | 12,888        | 7,429         | 20,317        | 12,420        | 7,395         | 19,815        | 12,321        | 7,981         | 20,302        |
| <b>Benefit in respect of Industrial Injuries and Gratuities</b> | <b>1,610</b>  | <b>331</b>    | <b>1,941</b>  | <b>1,658</b>  | <b>348</b>    | <b>2,006</b>  | <b>1,692</b>  | <b>339</b>    | <b>2,031</b>  |
| Injury Benefit  | 1,610         | 331           | 1,941         | 1,658         | 348           | 2,006         | 1,692         | 339           | 2,031         |
| <b>Total Social Assistance</b>                                  | <b>2,049</b>  | <b>4,550</b>  | <b>6,599</b>  | <b>1,962</b>  | <b>4,316</b>  | <b>6,278</b>  | <b>1,759</b>  | <b>3,980</b>  | <b>5,739</b>  |
| Social Assistance   | 1,921         | 4,381         | 6,302         | 1,835         | 4,161         | 5,996         | 1,646         | 3,874         | 5,520         |
| Social Assistance Carers <sup>1</sup>                           | 132           | 175           | 307           | -             | -             | -             | -             | -             | -             |
| Carers' Allowance <sup>1</sup>                                  | -             | -             | -             | 134           | 164           | 298           | 118           | 134           | 252           |
| <b>Medical Assistance</b>                                       | <b>6,413</b>  | <b>6,634</b>  | <b>13,047</b> | <b>6,209</b>  | <b>6,634</b>  | <b>12,843</b> | <b>6,073</b>  | <b>6,601</b>  | <b>12,674</b> |
| Leprosy Assistance  | 19            | 10            | 29            | 19            | 9             | 28            | 18            | 6             | 24            |
| Milk Grant  | 5             | 77            | 82            | 6             | 76            | 82            | 5             | 76            | 81            |
| Sickness Assistance   | 6,390         | 6,551         | 12,941        | 6,186         | 6,553         | 12,739        | 6,051         | 6,525         | 12,576        |
| Tuberculosis Assistance   | -             | -             | -             | -             | -             | -             | -             | -             | -             |
| <b>Total Old Age Pension</b>                                    | <b>-</b>      | <b>-</b>      | <b>-</b>      | <b>104</b>    | <b>423</b>    | <b>527</b>    | <b>146</b>    | <b>673</b>    | <b>819</b>    |
| Increased Carers' Allowance <sup>2</sup>                        | -             | -             | -             | 104           | 423           | 527           | 146           | 673           | 819           |
| <b>Total</b>  | <b>21,458</b> | <b>17,694</b> | <b>39,152</b> | <b>20,836</b> | <b>17,830</b> | <b>38,666</b> | <b>20,570</b> | <b>18,313</b> | <b>38,883</b> |

|   | 2019          |               |               | 2020          |               |               |
|---|---------------|---------------|---------------|---------------|---------------|---------------|
|   | Male          | Female        | Total         | Male          | Female        | Total         |
| <b>Other Benefits</b>   | <b>12,015</b> | <b>8,268</b>  | <b>20,283</b> | <b>10,627</b> | <b>7,740</b>  | <b>18,367</b> |
| Sickness Benefit  | 12,015        | 8,268         | 20,283        | 10,627        | 7,740         | 18,367        |
| <b>Benefit in respect of Industrial Injuries and Gratuities</b> | <b>1,637</b>  | <b>368</b>    | <b>2,005</b>  | <b>1,324</b>  | <b>243</b>    | <b>1,567</b>  |
| Injury Benefit  | 1,637         | 368           | 2,005         | 1,324         | 243           | 1,567         |
| <b>Total Social Assistance</b>                                  | <b>1,550</b>  | <b>3,709</b>  | <b>5,259</b>  | <b>1,452</b>  | <b>3,494</b>  | <b>4,946</b>  |
| Social Assistance   | 1,449         | 3,542         | 4,991         | 1,347         | 3,251         | 4,598         |
| Social Assistance Carers <sup>1</sup>                           | -             | -             | -             | -             | -             | -             |
| Carers' Allowance <sup>1</sup>                                  | 103           | 168           | 271           | 108           | 248           | 356           |
| <b>Medical Assistance</b>                                       | <b>5,780</b>  | <b>6,518</b>  | <b>12,298</b> | <b>5,610</b>  | <b>6,434</b>  | <b>12,044</b> |
| Leprosy Assistance  | 17            | 6             | 23            | 17            | 4             | 21            |
| Milk Grant  | 4             | 51            | 55            | 1             | 57            | 58            |
| Sickness Assistance   | 5,761         | 6,466         | 12,227        | 5,592         | 6,378         | 11,970        |
| Tuberculosis Assistance   | -             | -             | -             | -             | -             | -             |
| <b>Total Old Age Pension</b>                                    | <b>212</b>    | <b>934</b>    | <b>1,146</b>  | <b>254</b>    | <b>1,012</b>  | <b>1,266</b>  |
| Increased Carers' Allowance <sup>2</sup>                        | 212           | 934           | 1,146         | 254           | 1,012         | 1,266         |
| <b>Total</b>  | <b>19,829</b> | <b>18,487</b> | <b>38,316</b> | <b>18,051</b> | <b>17,709</b> | <b>35,760</b> |

Source: DSS Unique Beneficiaries Report.

Note:

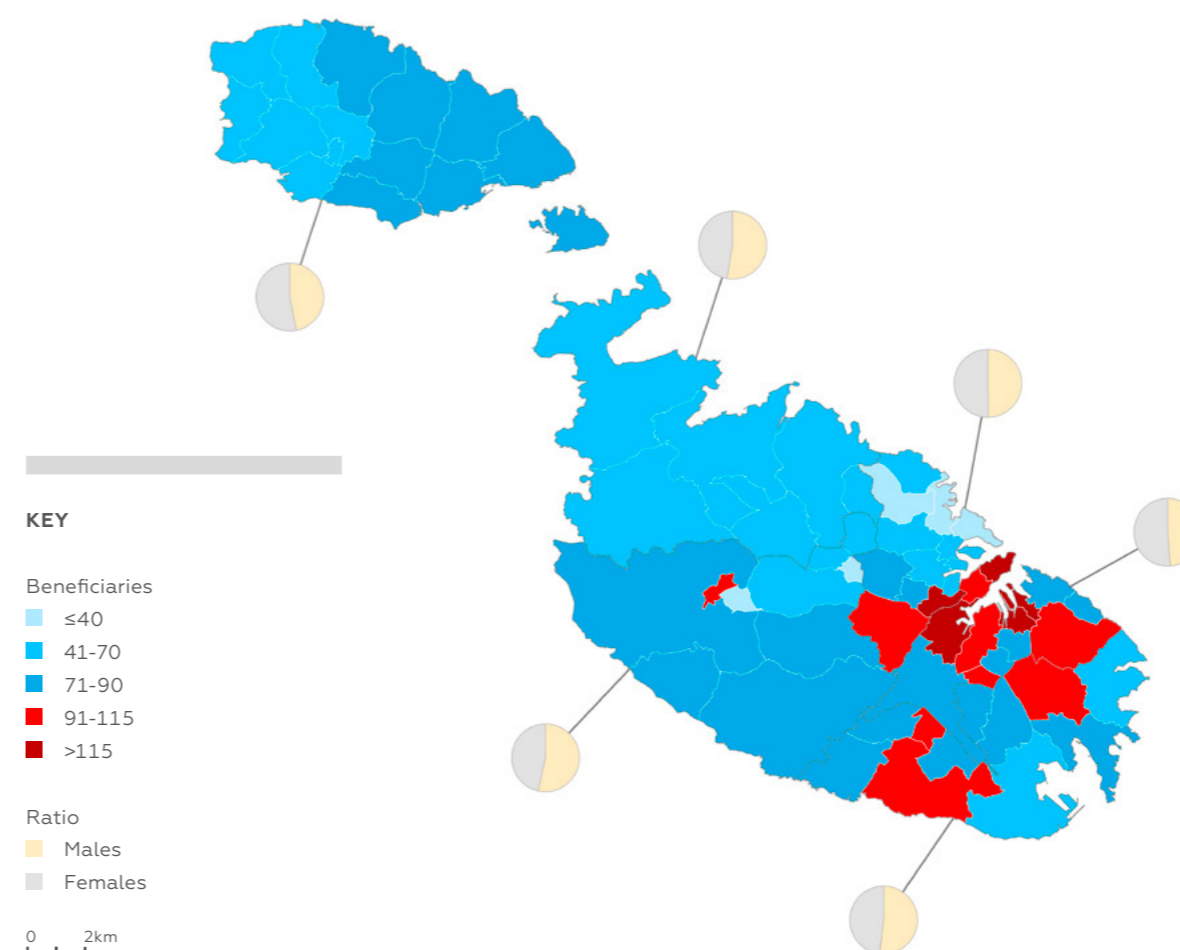
As persons obtaining two or more benefits are counted only once, aggregates are not necessarily equal to the sum of the corresponding benefits.

<sup>1</sup> In 2017, Social Assistance for Carers was replaced by Carers' Allowance.

<sup>2</sup> In 2017, Carers Pension (Table 4.2) was replaced by Increased Carers' Allowance,

During 2020, 6.9 per cent of the Maltese population was in receipt of a sickness benefit. The highest ratio was reported in the Southern Harbour region, at 10.1 per cent. The Northern region recorded the lowest share of beneficiaries, with 5.4 per cent of its population obtaining a sickness benefit. With regard to localities, beneficiaries ranged from 15.8 per cent in Bormla, to just 1.5 per cent in Is-Swieqi (Map 2.1).

Map 2.1 Beneficiaries of sickness benefits per 1,000 population by district, locality and sex: 2020



## 2.2 Hospitals and Other Health Care Facilities

In 2020, medical care expenditure totalled €685.3 million, a rise of €80.8 million from the previous year, reflecting government COVID-19 related expenditure, such as the purchase of equipment, sanitation products, and swabbing and testing services, among others. Overall, 26.3 per cent of total social spending was allocated towards the Hospitals and Other Health Care Facilities scheme. Mater Dei Hospital reported the highest share, at €274.8 million, or 40.1 per cent, of the total, and €79.4 million higher than Community pharmacy services (€195.3 million) which ranked second. The latter recorded the largest increase of

€49.4 million in comparison to 2019 (Table 2.4). In 2020, the pandemic had a notable impact on hospitals expenditure and activity (Table 2.5).

**Table 2.4 Total expenditure of hospitals and other health care facilities by period and description**

|  | 2016           | 2017           | 2018           | 2019           | 2020           |
|--|----------------|----------------|----------------|----------------|----------------|
|  | € 000          |                |                |                |                |
| Gozo general hospital                                | 40,957         | 49,241         | 53,478         | 58,541         | 61,150         |
| Sir Paul Boffa hospital                              | 20,406         | 22,625         | 23,594         | 25,867         | 26,483         |
| Mount Carmel hospital                                | 32,687         | 34,905         | 44,987         | 49,039         | 56,007         |
| Mater Dei Hospital                                   | 226,538        | 237,444        | 245,958        | 264,938        | 274,781        |
| Primary care   | 25,817         | 28,503         | 31,763         | 38,029         | 44,844         |
| Community pharmacy services                          | 106,335        | 115,107        | 116,895        | 145,964        | 195,373        |
| Zammit Clapp/The Rehabilitation Hospital Karin Grech | 20,149         | 18,918         | 18,433         | 22,164         | 26,678         |
| <b>Total</b>   | <b>472,889</b> | <b>506,743</b> | <b>535,107</b> | <b>604,542</b> | <b>685,317</b> |
| <b>% of social protection</b>                        | <b>27.6</b>    | <b>28.0</b>    | <b>28.2</b>    | <b>29.6</b>    | <b>26.1</b>    |

Sources: Annual Financial Report - Treasury Department; Government Pharmaceutical Services; Ministry for Health, the Elderly and Community Care Annual Reports

**Table 2.5 Health care statistics by period and description**

|  | 2016    | 2017    | 2018    | 2019    | 2020    |
|--|---------|---------|---------|---------|---------|
| <b>Mater Dei Hospital<sup>1</sup></b>            |         |         |         |         |         |
| Admissions                                       | 59,729  | 62,985  | 64,092  | 66,008  | 52,265  |
| Number of bed days                               | 298,303 | 306,982 | 325,208 | 357,861 | 285,141 |
| Mean bed occupancy rate (%)                      | 78.9    | 82.6    | 86.8    | 92.5    | 70.6    |
| Mean length of Hospital stay (days)              | 5.0     | 5.4     | 5.4     | 5.6     | 5.3     |
| Number of day cases                              | 32,462  | 30,673  | 30,711  | 31,610  | 20,318  |
| Attendances at Accident and emergency department | 137,852 | 141,758 | 142,519 | 140,209 | 96,382  |
| Surgical operations                              | 55,511  | 55,142  | 55,430  | 56,181  | 40,515  |
| Outpatient clinic visits                         | 497,399 | 495,816 | 512,535 | 518,175 | 364,761 |
| <b>Primary Care Services<sup>2</sup></b>         |         |         |         |         |         |
| Attendances in health centres <sup>3</sup>       | 499,750 | 455,590 | 483,481 | 476,573 | 309,199 |
| Attendances in district clinics                  | 107,728 | 103,323 | 106,433 | 105,338 | 18,704  |
| GP home visits (day and night)                   | 21,795  | 18,257  | 22,695  | 24,915  | 10,566  |
| <b>Community pharmacy services</b>               |         |         |         |         |         |
| Prescriptions <sup>4</sup>                       | 17,880  | 12,371  | 10,518  | 32,261  | -       |
| Items dispensed                                  | 32,479  | 21,167  | 16,865  | 11,335  | 15,105  |

**Table 2.5 Health care statistics by period and description continued**

|  | 2016      | 2017      | 2018      | 2019      | 2020      |
|--|-----------|-----------|-----------|-----------|-----------|
| <b>Pharmacy of your choice</b>   |           |           |           |           |           |
| Pharmacies   | 222       | 221       | 223       | 224       | 224       |
| Electronic perscriptions   | 33,817    | 79,757    | 191,525   | 270,145   | 255,744   |
| Patients that contacted POYC pharmacies at least once                          | 129,821   | 132,267   | 135,535   | 137,847   | 135,535   |
| Patient contacts to POYC pharmacies resulting in dispenses of medical products | 952,781   | 980,961   | 1,098,255 | 1,097,175 | 1,098,255 |
| Distinct stock items dispensed <sup>5</sup>                                    | 795       | 800       | 793       | 857       | 878       |
| Items dispensed <sup>6</sup>   | 2,981,705 | 3,070,671 | 3,298,930 | 3,422,971 | 3,556,875 |
| <b>Sir Paul Boffa Hospital and Sir Anthony Mamo Oncology Centre</b>            |           |           |           |           |           |
| Admissions   | 3,306     | 3,297     | 3,298     | 3,519     | 2,876     |
| Number of bed days   | 18,588    | 21,256    | 20,047    | 21,000    | 20,969    |
| Mean bed occupancy rate (%)  | 60.5      | 73.7      | 70.4      | 72.8      | 73.5      |
| Mean length of Hospital stay (days)  | 4.7       | 5.5       | 5.0       | 4.9       | 5.5       |
| Number of day cases  | 315       | 553       | 748       | 721       | 877       |
| Outpatient clinic visits   | 61,590    | 60,611    | 66,470    | 84,676    | 74,307    |
| <b>Mount Carmel Hospital</b>   |           |           |           |           |           |
| Admissions   | 1,859     | 1,974     | 2,157     | 1,947     | 1,637     |
| Informal   | 1,407     | 1,561     | 1,764     | 1,545     | 1,189     |
| Compulsory   | 452       | 413       | 393       | 402       | 448       |
| <b>Zammit Clapp / Rehabilitation Hospital Karin Grech<sup>1</sup></b>          |           |           |           |           |           |
| Admissions   | 1,394     | 1,534     | 1,372     | 1,393     | 763       |
| Number of bed days   | 96,377    | 94,500    | 94,793    | 91,732    | 60,521    |
| Mean bed occupancy rate (%)  | 97.5      | 95.6      | 96.2      | 93.0      | 61.2      |
| Mean length of Hospital stay (days)  | 65.4      | 66.6      | 67.8      | 64.4      | 62.9      |
| Number of day cases/Outpatient clinic visits <sup>7</sup>                      | 6,128     | 84,224    | 92,522    | 93,245    | 65,732    |

Source: Ministry of Health

Notes:

<sup>1</sup> Lower activity in 2020 is a result of structural changes necessitated during the COVID-19 pandemic.

<sup>2</sup> In 2020, Primary Health Care (PHC) launched the new Electronic Patient Records IT system, which has totally replaced the physical patients' files. Furthermore, due to the pandemic, PHC services were limited to the most essential ones so as to decrease the number of clients going physically over to the Health Centres whilst making use of the newly launched Telemedicine Client 24/7 Support Service.

<sup>3</sup> Data for 2020 includes Telemedicine visits, replacing GP encounters due to COVID-19.

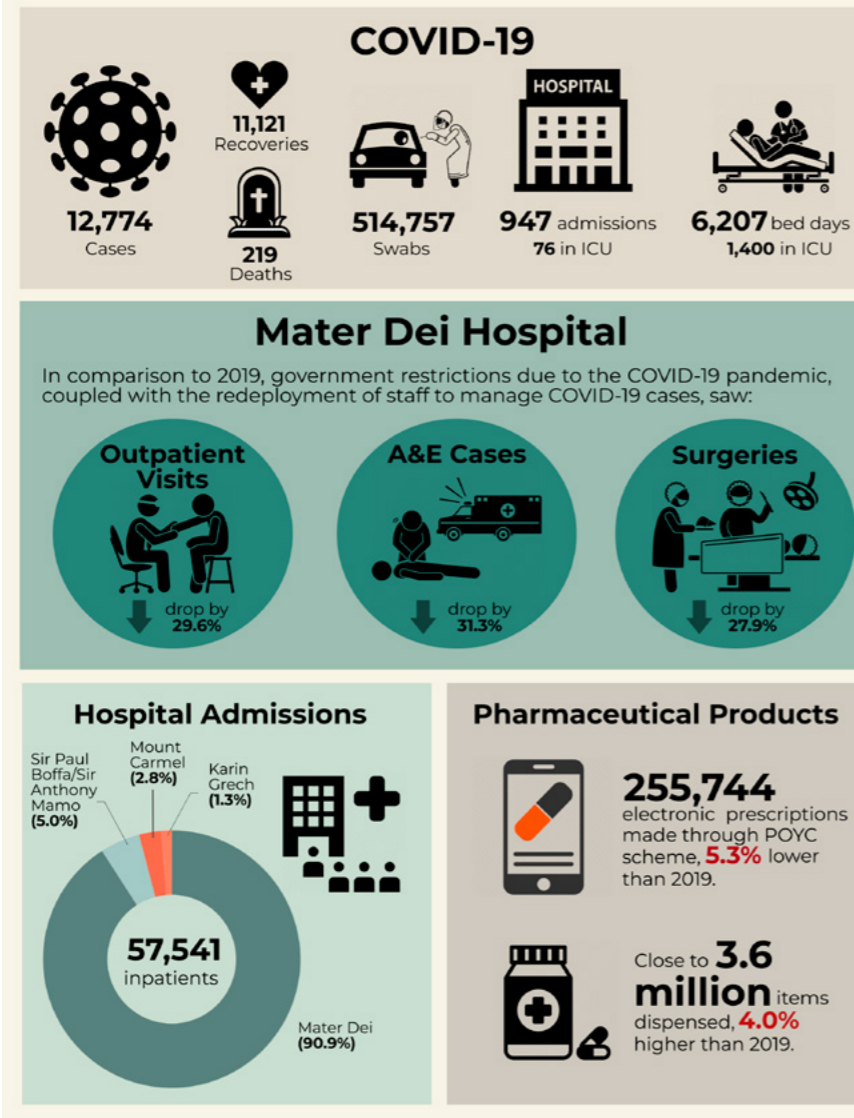
<sup>4</sup> Due to the pandemic, in 2020 prescriptions were replaced with the 'repeat prescription' mechanism whereby prescriptions were only issued in the case of new or a revision in treatment.

<sup>5</sup> The number of distinct stock items dispensed is the number of different medicinal products available in different forms and dosages eg. Levetiracetam 1000mg tablets, Levetiracetam 500mg tablets and Levetiracetam 100mg/ml syrup count as 3 distinct stock items.

<sup>6</sup> The number of items dispensed is calculated as follows – if a patient contacts a pharmacy and is dispensed 3 boxes of Metformin and 2 boxes of Paracetamol, the number of medicinal products dispensed on that contact is 2.

<sup>7</sup> In 2017, there was a rise in outpatient services offered at Karin Grech Day Hospital.

## HEALTH CARE STATISTICS 2020



### 2.3 Sickness Days – Employer’s Expenditure

Employers spent a combined €87.0 million to cover any sickness or injury days taken by employees during 2020. Sick leave payments amounted to €86.7 million, a €1.9 million rise from 2019, while €0.3 million was allocated to injury leave. Together, sickness days taken by public and private employees exceeded 1.5 million in 2020, which is nearly 15,000 fewer days than the previous year (Table 2.6).

Table 2.6 Sickness days - employers’ expenditure by period and description

|                                  | 2016             | 2017             | 2018             | 2019             | 2020             |
|----------------------------------|------------------|------------------|------------------|------------------|------------------|
| <b>Expenditure (€ 000)</b>       | <b>63,031</b>    | <b>69,570</b>    | <b>77,429</b>    | <b>85,191</b>    | <b>86,974</b>    |
| Sick leave                       | 62,686           | 69,228           | 77,076           | 84,853           | 86,715           |
| Injury leave                     | 344              | 343              | 353              | 338              | 259              |
| <b>Total sickness days taken</b> | <b>1,267,725</b> | <b>1,350,601</b> | <b>1,451,619</b> | <b>1,541,137</b> | <b>1,526,270</b> |
| <b>% of social protection</b>    | <b>3.7</b>       | <b>3.8</b>       | <b>4.1</b>       | <b>4.2</b>       | <b>3.3</b>       |

Source: (i) Sick leave: own calculations, (ii) Injury leave: DSS.

Note:

Expenditure on sickness days - employers’ expenditure is estimated (description in methodological notes 7 to 15)

### 2.4 Other Schemes

The Appogg agency offers social services at various hospitals situated in Malta, helping patients and their family members deal with the trauma suffered by the patient’s medical condition and admission to hospital. In 2020, €1.0 million was contributed to these services, representing a €0.4 million drop from 2019. The Mater Dei Hospital social welfare service handled the largest number of clients, which stood at 1,987 (Table 2.7).

Table 2.7 Appogg health care services by period and description

|  | 2016         | 2017       | 2018       | 2019         | 2020       |
|--|--------------|------------|------------|--------------|------------|
| <b>Expenditure (€ 000)</b>                           | <b>1,078</b> | <b>890</b> | <b>921</b> | <b>1,357</b> | <b>989</b> |
| <b>Number of cases</b>                               |              |            |            |              |            |
| Mater Dei Hospital social work service <sup>1</sup>  | 2,742        | 3,127      | 3,121      | 3,188        | 1,987      |
| Sir Anthony Mamo Oncology Centre social work service | 418          | 486        | 577        | 527          | 544        |
| Qormi health centre social work service              | 131          | 153        | 165        | 184          | 183        |
| St. Vincent De Paule social work service             | 260          | 243        | 288        | 424          | 397        |
| Primary Health Care Service                          | 41           | 69         | 86         | 105          | 160        |
| <b>% of social protection</b>                        | <b>0.1</b>   | <b>0.0</b> | <b>0.0</b> | <b>0.1</b>   | <b>0.0</b> |

Note:

Expenditure is estimated.

Expenditure covering various services offered by non-profit institutions towards sick people amounted to €2.6 million during 2020, €0.2 million higher than the previous year (Table 2.8). Services provided range from nursing services at the person's home, to the collection of funds for people suffering from serious illnesses, such as cancer.

Table 2.8 Non-profit services for sick people by period and description

|                               | 2016         | 2017         | 2018         | 2019         | 2020         |
|-------------------------------|--------------|--------------|--------------|--------------|--------------|
| <b>Expenditure (€ 000)</b>    | <b>2,393</b> | <b>2,444</b> | <b>2,420</b> | <b>2,421</b> | <b>2,576</b> |
| <b>% of social protection</b> | <b>0.1</b>   | <b>0.1</b>   | <b>0.1</b>   | <b>0.1</b>   | <b>0.1</b>   |

Source: National Accounts Unit, NSO.

Note:  
Expenditure is estimated.

## 2.5 EU Comparison

Sickness/Health Care benefits in the EU rose by 0.2 percentage points and amounted to 29.5 per cent of the social outlay in 2019. In comparison, Malta's ratio of 36.6 per cent is 7.1 percentage points higher than the EU average and ranks the country second among EU Member States, with only Ireland (39.4 per cent) distributing a larger proportion of its social budget towards such benefits. On the other hand, the lowest ratios were reported by Greece (19.7 per cent), Denmark (21.2 per cent) and Italy (22.8 per cent). In relation to 2018, 22 of the 27 Member States allocated a higher share to Sickness/Health Care benefits, with Cyprus (5.8 p.p.), Poland (2.1 p.p.) and Latvia (1.8 p.p.) reporting the highest increases. From the five countries recording a lower share, Estonia (-0.8 p.p.) reported the biggest decline (Table 2.9).

Chart 2.1: Ratio of Sickness/Health Care to total Social Protection (EU): 2019

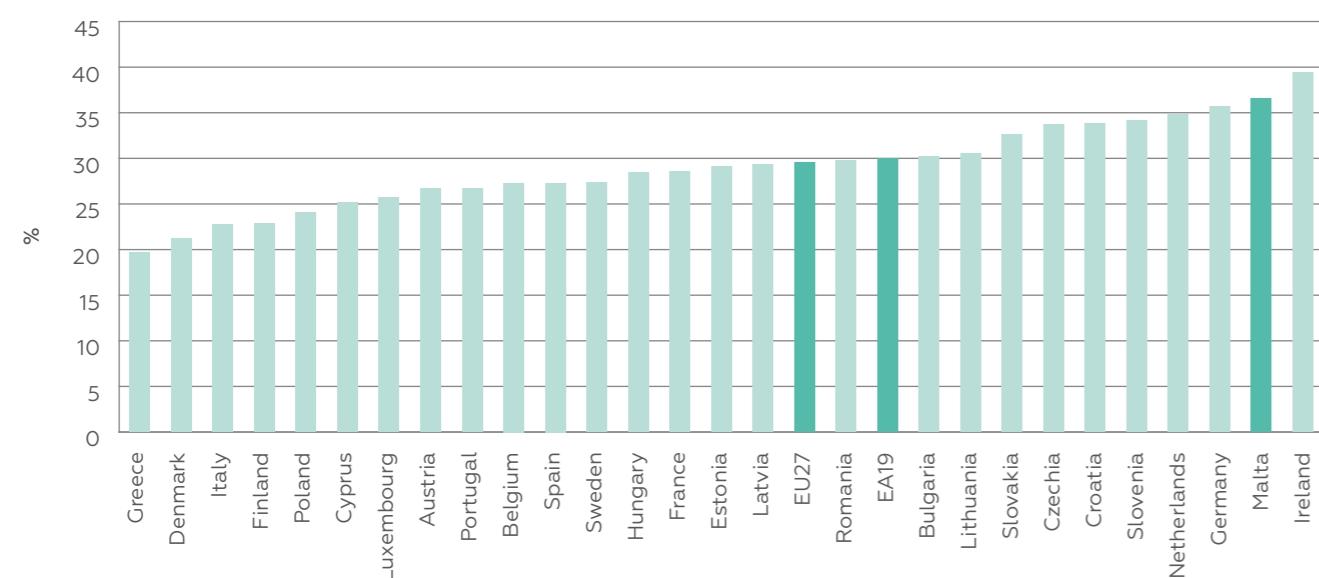


Table 2.9 Sickness/Health Care function as a percentage of social protection by period and EU country

|              | 2016        | 2017        | 2018        | 2019        |
|--------------|-------------|-------------|-------------|-------------|
| <b>EU27</b>  | <b>28.9</b> | <b>29.1</b> | <b>29.3</b> | <b>29.5</b> |
| <b>EA19</b>  | <b>29.4</b> | <b>29.6</b> | <b>29.8</b> | <b>30.0</b> |
| Belgium      | 26.6        | 26.9        | 27.0        | 27.3        |
| Bulgaria     | 27.8        | 28.6        | 29.6        | 30.2        |
| Czechia      | 32.4        | 32.7        | 33.4        | 33.7        |
| Denmark      | 21.4        | 21.4        | 21.4        | 21.2        |
| Germany      | 35.1        | 35.2        | 35.5        | 35.7        |
| Estonia      | 29.8        | 29.9        | 29.9        | 29.1        |
| Ireland      | 36.8        | 37.4        | 38.7        | 39.4        |
| Greece       | 20.2        | 20.2        | 19.4        | 19.7        |
| Spain        | 26.4        | 26.8        | 26.8        | 27.3        |
| France       | 28.6        | 28.6        | 28.7        | 28.6        |
| Croatia      | 32.6        | 33.2        | 33.5        | 33.8        |
| Italy        | 23.2        | 23.1        | 23.1        | 22.8        |
| Cyprus       | 18.1        | 18.3        | 19.5        | 25.2        |
| Latvia       | 25.0        | 25.4        | 27.4        | 29.3        |
| Lithuania    | 31.3        | 31.3        | 30.4        | 30.5        |
| Luxembourg   | 24.9        | 25.2        | 25.6        | 25.7        |
| Hungary      | 27.6        | 27.7        | 28.1        | 28.4        |
| <b>Malta</b> | <b>34.2</b> | <b>35.0</b> | <b>35.4</b> | <b>36.6</b> |
| Netherlands  | 32.9        | 33.7        | 34.4        | 34.8        |
| Austria      | 25.3        | 25.8        | 26.4        | 26.7        |
| Poland       | 23.6        | 22.8        | 22.0        | 24.1        |
| Portugal     | 25.2        | 25.5        | 26.1        | 26.7        |
| Romania      | 27.1        | 27.2        | 28.9        | 29.8        |
| Slovenia     | 33.2        | 34.0        | 33.8        | 34.1        |
| Slovakia     | 32.5        | 31.7        | 32.8        | 32.6        |
| Finland      | 22.7        | 22.5        | 22.6        | 22.9        |
| Sweden       | 26.0        | 26.2        | 27.0        | 27.4        |

Source: Eurostat



## 03 **DISABILITY**

---

The Disability function mainly covers cash benefits paid to persons who are below the retirement age and unable to work because of a mental or physical disability. Any rehabilitation services, or other goods and services, provided specifically to disabled persons are also classified under the Disability function. However, medical care to disabled persons is not categorised under this function but instead falls under the Sickness/Health Care function.

In 2020, spending towards disability-type benefits amounted to 3.1 per cent of total social expenditure, 0.6 percentage points lower than in 2019. With regard to schemes, Social Security Non-Contributory Benefits (€31.2 million) reported the largest share under the Disability function, €8.1 million higher than Care of the Elderly and Disabled (€23.1 million) in second and a further €3.5 million more than Social Security Contributory Benefits (€19.6 million) in third (Table 3.1).

Table 3.1 Disability gross expenditure by period and scheme

| Schemes                                    | 2016          | 2017          | 2018          | 2019          | 2020          | Share of Scheme (2020) |
|--|---------------|---------------|---------------|---------------|---------------|------------------------|
|  | € 000         |               |               |               |               |                        |
| Social Security Contributory Benefits      | 24,872        | 21,925        | 21,612        | 20,821        | 19,569        | 2.3                    |
| Social Security Non-Contributory Benefits  | 18,411        | 20,756        | 23,570        | 26,498        | 31,183        | 15.7                   |
| Non-Profit Institutions Serving Households | 6,445         | 6,583         | 6,519         | 6,519         | 6,939         | 39.9                   |
| Appogg                                     | 425           | 351           | 364           | 536           | 390           | 4.6                    |
| Bus Fare Subsidy                           | 88            | 93            | 97            | 98            | 56            | 3.0                    |
| Care of the Elderly and the Disabled       | 12,426        | 14,808        | 22,555        | 21,439        | 23,120        | 15.2                   |
| Treasury Pensions                          | 41            | 38            | 31            | 26            | 23            | 0.0                    |
| <b>Total</b>                               | <b>62,707</b> | <b>64,556</b> | <b>74,748</b> | <b>75,937</b> | <b>81,280</b> | <b>-</b>               |
| <b>% of social protection</b>              | <b>3.7</b>    | <b>3.6</b>    | <b>3.9</b>    | <b>3.7</b>    | <b>3.1</b>    | <b>-</b>               |

Note: 0 indicates a negligible percentage.

### 3.1 Social Security Benefits

During 2020, €50.8 million was spent on disability benefits, 61.4 per cent of which was allocated to the Non-Contributory scheme. Non-Contributory disability benefits rose by €4.7 million from the previous year, mainly the result of reported increases under Severe Disability Assistance (€2.1 million) and Increased Severe Disability Assistance (€1.8 million). In contrast, Contributory disability outlay fell by €1.3 million, with the primary reason being €0.8 million lower spending towards the National Minimum Invalidity Pension. Non-Contributory payments were split between Disability Pensions/Allowance (€27.7 million, €18.1 million of which covered Severe Disability Assistance) and bonus payments (€3.5 million). On the other hand, Pensions in respect of Invalidity (€17.5 million), mainly allocated to individuals receiving the National Minimum Invalidity Pension (€16.5 million), accounted for 89.2 per cent of the spending on Contributory disability benefits. The remaining 10.8 per cent was split between bonus payments (€1.8 million) and Benefits in respect of Industrial Injuries and Gratuities (€0.3 million) (Table 3.2).

Table 3.2 Social security disability benefits expenditure by period and description

|   | 2016          | 2017          | 2018          | 2019          | 2020          |
|---|---------------|---------------|---------------|---------------|---------------|
|   | € 000         |               |               |               |               |
| <b>Pensions in respect of Invalidity</b>                        | <b>22,034</b> | <b>19,501</b> | <b>19,240</b> | <b>18,568</b> | <b>17,452</b> |
| Decreased National Invalidity Pension <sup>1</sup>              | 29            | 21            | 23            | 12            | -             |
| Increased Invalidity Pension                                    | 708           | 545           | 473           | 483           | 387           |
| Invalidity Pension  | 1,022         | 842           | 801           | 744           | 524           |
| National Minimum Invalidity Pension                             | 20,276        | 18,093        | 17,943        | 17,328        | 16,542        |
| <b>Benefit in respect of Industrial Injuries and Gratuities</b> | <b>473</b>    | <b>387</b>    | <b>379</b>    | <b>352</b>    | <b>329</b>    |
| Disablement Gratuity  | 62            | 57            | 61            | 51            | 29            |
| Injury Pension  | 411           | 330           | 318           | 302           | 300           |
| Bonus   | 2,364         | 2,037         | 1,993         | 1,900         | 1,787         |
| <b>Total Contributory Disability Benefits</b>                   | <b>24,872</b> | <b>21,925</b> | <b>21,612</b> | <b>20,821</b> | <b>19,569</b> |
| <b>Disability Pensions/Allowance</b>                            | <b>16,301</b> | <b>18,399</b> | <b>20,934</b> | <b>23,542</b> | <b>27,708</b> |
| Disabled Child Allowance  | 1,428         | 1,452         | 1,709         | 2,234         | 2,305         |
| Disability Pension <sup>2</sup>                                 | 10,449        | -             | -             | -             | -             |
| Disability Assistance <sup>2</sup>                              | -             | 300           | 514           | 624           | 813           |
| Severely Disability Pension <sup>3</sup>                        | 4,424         | -             | -             | -             | -             |
| Severe Disability Assistance <sup>3</sup>                       | -             | 15,947        | 15,286        | 16,012        | 18,141        |
| Increased Severe Disability Assistance <sup>3</sup>             | -             | 699           | 3,425         | 4,673         | 6,450         |
| Bonus   | 2,110         | 2,357         | 2,637         | 2,956         | 3,474         |
| <b>Total Non-Contributory Disability Benefits</b>               | <b>18,411</b> | <b>20,756</b> | <b>23,570</b> | <b>26,498</b> | <b>31,183</b> |
| <b>Total</b>  | <b>43,282</b> | <b>42,682</b> | <b>45,182</b> | <b>47,319</b> | <b>50,752</b> |
| <b>% of social protection</b>                                   | <b>2.5</b>    | <b>2.4</b>    | <b>2.4</b>    | <b>2.3</b>    | <b>1.9</b>    |

Source: DAS.

<sup>1</sup> For confidentiality reasons, 2020 outlay for Decreased National Minimum Invalidity Pension has been included under National Minimum Invalidity Pension.

<sup>2</sup> In 2017, Disability Pension was replaced by Disability Assistance.

<sup>3</sup> In 2017, Severely Disability Pension was replaced by Severely Disability Assistance and Increased Severe Disability Assistance.

During 2020, there were 9,538 persons in receipt of a disability benefit, a marginal drop from 2019 (9,544). Most beneficiaries were female, equivalent to 4,878, or 51.1 per cent, of the total. Severe Disability Assistance reported the largest cohort of beneficiaries, with 3,400 persons obtaining the benefit in 2020, followed by National Minimum Invalidity Pension (3,123) and Disabled Child Allowance (1,716). In comparison to 2019, the biggest changes in recipients were a decrease of 349 persons receiving the National Minimum Invalidity Pension, partially outweighed by increases in Severe Disability Assistance and Increased Severe Disability Assistance of 110 and 117 persons, respectively (Table 3.3).

Table 3.3 Social security disability beneficiaries by period, sex and description

|   | 2016         |              |              | 2017         |              |              | 2018         |              |              |
|---|--------------|--------------|--------------|--------------|--------------|--------------|--------------|--------------|--------------|
|   | Male         | Female       | Total        | Male         | Female       | Total        | Male         | Female       | Total        |
| <b>Pensions in respect of Invalidity</b>                        | <b>2,941</b> | <b>1,445</b> | <b>4,386</b> | <b>2,680</b> | <b>1,390</b> | <b>4,070</b> | <b>2,483</b> | <b>1,386</b> | <b>3,869</b> |
| Decreased National Invalidity Pension                           | 5            | 1            | 6            | 2            | 1            | 3            | 2            | 1            | 3            |
| Increased Invalidity Pension                                    | 86           | 31           | 117          | 72           | 25           | 97           | 55           | 23           | 78           |
| Invalidity Pension  | 201          | 45           | 246          | 174          | 32           | 206          | 160          | 33           | 193          |
| National Minimum Invalidity Pension                             | 2,653        | 1,368        | 4,021        | 2,437        | 1,333        | 3,770        | 2,268        | 1,330        | 3,598        |
| <b>Benefit in respect of Industrial Injuries and Gratuities</b> | <b>275</b>   | <b>23</b>    | <b>298</b>   | <b>258</b>   | <b>23</b>    | <b>281</b>   | <b>244</b>   | <b>21</b>    | <b>265</b>   |
| Disablement Gratuity  | 26           | 3            | 29           | 23           | 3            | 26           | 24           | 0            | 24           |
| Injury Pension  | 249          | 20           | 269          | 235          | 20           | 255          | 221          | 21           | 242          |
| <b>Disability Pensions/Allowance</b>                            | <b>1,774</b> | <b>2,610</b> | <b>4,384</b> | <b>1,937</b> | <b>2,796</b> | <b>4,733</b> | <b>2,112</b> | <b>3,103</b> | <b>5,215</b> |
| Disabled Child Allowance  | 23           | 1,281        | 1,304        | 17           | 1,335        | 1,352        | 20           | 1,477        | 1,497        |
| Disability Pension <sup>1</sup>                                 | 1,305        | 888          | 2,193        | -            | -            | -            | -            | -            | -            |
| Disability Assistance <sup>1</sup>                              | -            | -            | -            | 50           | 30           | 80           | 91           | 46           | 137          |
| Severely Disability Pension <sup>2</sup>                        | 446          | 441          | 887          | -            | -            | -            | -            | -            | -            |
| Severe Disability Assistance <sup>2</sup>                       | -            | -            | -            | 1,851        | 1,424        | 3,275        | 1,789        | 1,449        | 3,238        |
| Increased Severe Disability Assistance <sup>2</sup>             | -            | -            | -            | 144          | 100          | 244          | 314          | 224          | 538          |
| <b>Total</b>  | <b>4,977</b> | <b>4,075</b> | <b>9,052</b> | <b>4,855</b> | <b>4,193</b> | <b>9,048</b> | <b>4,800</b> | <b>4,491</b> | <b>9,291</b> |

|   | 2019         |              |              | 2020         |              |              |
|---|--------------|--------------|--------------|--------------|--------------|--------------|
|   | Male         | Female       | Total        | Male         | Female       | Total        |
| <b>Pensions in respect of Invalidity</b>                        | <b>2,310</b> | <b>1,398</b> | <b>3,708</b> | <b>2,008</b> | <b>1,302</b> | <b>3,310</b> |
| Decreased National Invalidity Pension                           | 2            | 1            | 3            | 2            | -            | 2            |
| Increased Invalidity Pension                                    | 46           | 23           | 69           | 37           | 20           | 57           |
| Invalidity Pension  | 141          | 29           | 170          | 108          | 24           | 132          |
| National Minimum Invalidity Pension                             | 2,126        | 1,346        | 3,472        | 1,863        | 1,260        | 3,123        |
| <b>Benefit in respect of Industrial Injuries and Gratuities</b> | <b>234</b>   | <b>25</b>    | <b>259</b>   | <b>215</b>   | <b>23</b>    | <b>238</b>   |
| Disablement Gratuity  | 19           | 4            | 23           | 12           | 3            | 15           |
| Injury Pension  | 215          | 21           | 236          | 203          | 20           | 223          |
| <b>Disability Pensions/Allowance</b>                            | <b>2,260</b> | <b>3,379</b> | <b>5,639</b> | <b>2,414</b> | <b>3,576</b> | <b>5,990</b> |
| Disabled Child Allowance  | 19           | 1,633        | 1,652        | 18           | 1,698        | 1,716        |
| Disability Pension <sup>1</sup>                                 | -            | -            | -            | -            | -            | -            |
| Disability Assistance <sup>1</sup>                              | 115          | 54           | 169          | 130          | 75           | 205          |
| Severely Disability Pension <sup>2</sup>                        | -            | -            | -            | -            | -            | -            |
| Severe Disability Assistance <sup>2</sup>                       | 1,806        | 1,484        | 3,290        | 1,857        | 1,543        | 3,400        |
| Increased Severe Disability Assistance <sup>2</sup>             | 394          | 276          | 670          | 468          | 319          | 787          |
| <b>Total</b>  | <b>4,763</b> | <b>4,781</b> | <b>9,544</b> | <b>4,594</b> | <b>4,878</b> | <b>9,538</b> |

Source: DSS Unique Beneficiaries Report.

Note:

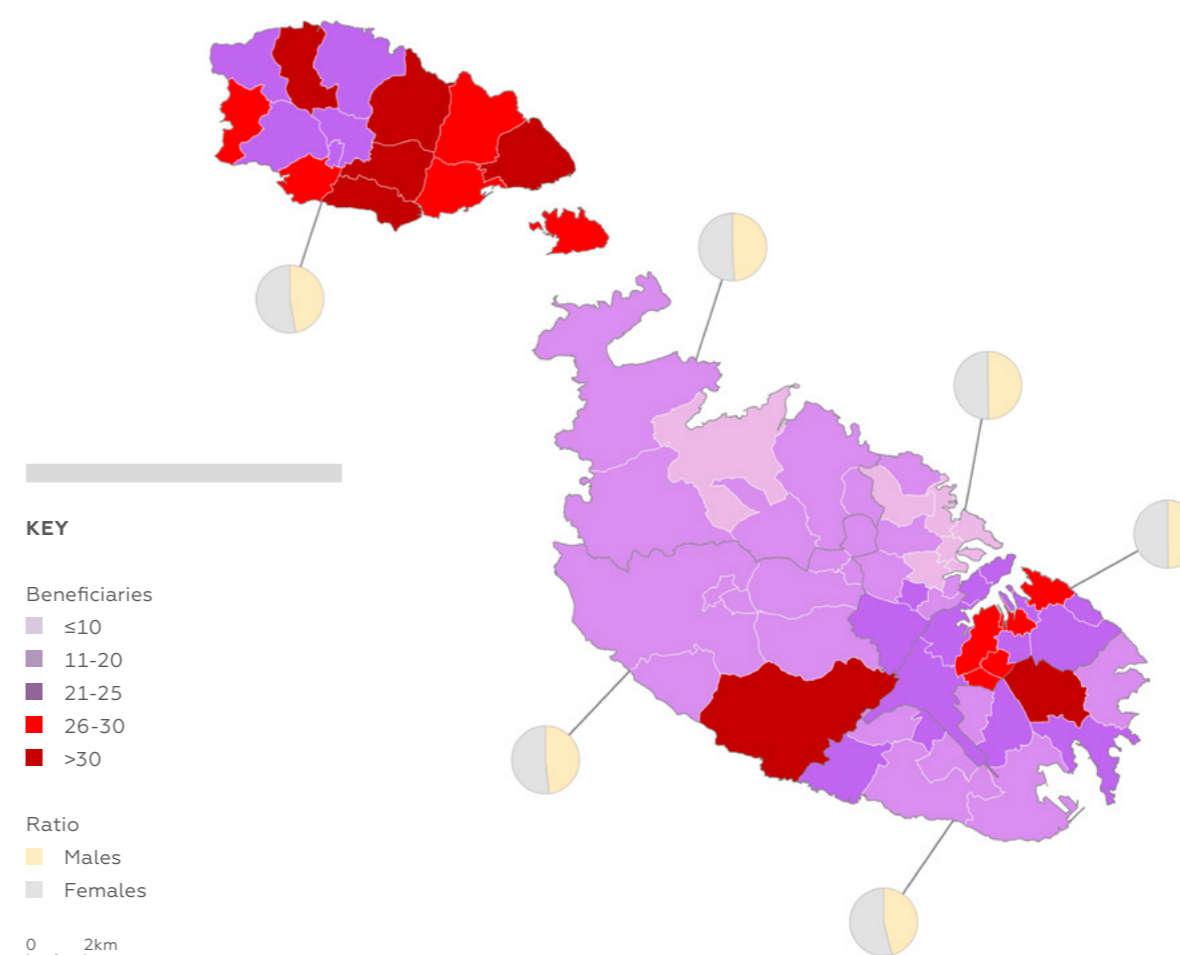
As persons obtaining two or more benefits are counted only once, aggregates are not necessarily equal to the sum of the corresponding benefits.

<sup>1</sup> In 2017, Disability Pension was replaced by Disability Assistance.

<sup>2</sup> In 2017, Severely Disability Pension was replaced by Severely Disability Assistance and Increased Severely Disability Assistance.

For every 1,000 persons living in Malta, 18 were receiving some form of disability benefit in 2020. Among the six districts, Gozo and Comino reported the highest percentage of recipients, at 3.0 per cent of its population, followed by the Southern Harbour (2.5 per cent), South Eastern (2.2 per cent), Western (1.9 per cent), Northern (1.4 per cent) and Northern Harbour district (1.3 per cent). From a locality perspective, Ix-Xewkija (4.8 per cent) and Iż-Żejtun (3.8 per cent) registered the biggest shares of disability beneficiaries, while the lowest ratios were reported under Is-Swieqi (0.5 per cent), San Ġiljan (0.7 per cent) and Tas-Sliema (0.7 per cent) (Map 3.1).

Map 3.1 Beneficiaries of disability benefits per 1,000 population by district, locality and sex: 2020





## 3.2 Care of the Disabled

In 2020, the expenditure on care services provided by the Department of Active Ageing and Community Care in aid of persons suffering from some form of disability totalled €23.1 million, a €1.7 million rise from 2019. The majority (€12.9 million) of the expenditure went towards the financing of the various services and training offered to disabled persons and their families at the Adult Training Centres. The remaining €10.2 million went towards services offered by Aġenzija Sapport (€6.5 million, including the Independent Community Living scheme), Residential Homes for Persons with Disability (€1.5 million), National Commission for Persons with Disability (€1.3 million) and Reach Individual Living (€1.0 million) (Table 3.4).

Table 3.4 Care of the disabled expenditure by period and description

|   | 2016          | 2017          | 2018          | 2019          | 2020          |
|---|---------------|---------------|---------------|---------------|---------------|
|   | € 000         |               |               |               |               |
| <b>Expenditure</b>  | <b>12,426</b> | <b>14,808</b> | <b>22,555</b> | <b>21,439</b> | <b>23,120</b> |
| Adult Training Centres                                    | 7,415         | 8,367         | 9,719         | 10,960        | 12,901        |
| National Commission for Persons with Disability           | 932           | 1,069         | 1,090         | 1,180         | 1,262         |
| Reach Individual Living <sup>1</sup>                      | -             | 183           | 5,024         | 843           | 990           |
| Residential Homes for Persons with Disability (inc. Gozo) | 368           | 736           | 1,748         | 2,902         | 1,465         |
| Sapport   | 3,211         | 3,643         | 4,247         | 4,805         | 5,695         |
| Sapport - Independent Community Living                    | 498           | 810           | 727           | 749           | 807           |
| <b>% of social protection</b>                             | <b>0.7</b>    | <b>0.8</b>    | <b>1.2</b>    | <b>1.1</b>    | <b>0.9</b>    |

Source: Annual Financial Report - Treasury Department

<sup>1</sup> Significant outlay in 2018 due to pre-financing of EU funds

## 3.3 Other Schemes

The Personal Injuries Scheme, forming part of the Treasury Pensions system, provides financial compensation to persons who sustained an injury during World War II. In 2020, there were 11 persons that benefitted from this allowance, two less than those reported during 2019 (Table 3.5).

Table 3.5 Personal Injuries Scheme by period and description

|                               | 2016       | 2017       | 2018       | 2019       | 2020       |
|-------------------------------|------------|------------|------------|------------|------------|
| <b>Beneficiaries</b>          | <b>19</b>  | <b>19</b>  | <b>16</b>  | <b>13</b>  | <b>11</b>  |
| Male                          | 11         | 11         | 9          | 8          | 7          |
| Female                        | 8          | 8          | 7          | 5          | 4          |
| <b>€000</b>                   | <b>41</b>  | <b>38</b>  | <b>31</b>  | <b>26</b>  | <b>23</b>  |
| <b>% of social protection</b> | <b>0.8</b> | <b>1.0</b> | <b>0.7</b> | <b>0.4</b> | <b>0.2</b> |

Sources: Annual Financial Report - Treasury Department; Ministry for Gozo.

Outlay covering services offered by non-profit organisations to disabled persons amounted to €6.9 million, €0.4 million higher than the previous year. This consisted of €5.8 million spent on both Accommodation and Rehabilitation services, with the remaining €1.2 million used to cover any other services available to persons suffering from a disability (Table 3.6).

Table 3.6 Non-profit services offered to disabled persons by period and description

|                               | 2016         | 2017         | 2018         | 2019         | 2020         |
|-------------------------------|--------------|--------------|--------------|--------------|--------------|
|                               | € 000        |              |              |              |              |
| Accommodation                 | 2,723        | 2,781        | 2,754        | 2,754        | 2,932        |
| Rehabilitation services       | 2,642        | 2,699        | 2,673        | 2,673        | 2,845        |
| Other services                | 1,080        | 1,103        | 1,092        | 1,092        | 1,162        |
| <b>Total</b>                  | <b>6,445</b> | <b>6,583</b> | <b>6,519</b> | <b>6,519</b> | <b>6,939</b> |
| <b>% of social protection</b> | <b>0.4</b>   | <b>0.4</b>   | <b>0.3</b>   | <b>0.3</b>   | <b>0.3</b>   |

Source: National Accounts Unit, NSO.

Note:

Expenditure is estimated.

### 3.4 EU Comparison

Disability benefits formed 7.6 per cent of the EU's social outlay during 2019, in line with recent years. On a country-by-country basis, the largest share of disability benefits-to-total social expenditure was reported in Denmark (15.8 per cent), 4.2 percentage points higher than Estonia (11.6 per cent) in second place. Malta ranked lowest with only 3.7 per cent of its social outlay covering disability benefits, 0.3 percentage points less than second-lowest Cyprus (4.0 per cent). In comparison to 2019, the largest increase and decrease in disability allocation were witnessed by Bulgaria (+1.0 p.p.) and Poland (-1.2 p.p.) respectively (Table 3.7).

Chart 3.1: Ratio of Disability to total Social Protection (EU): 2019

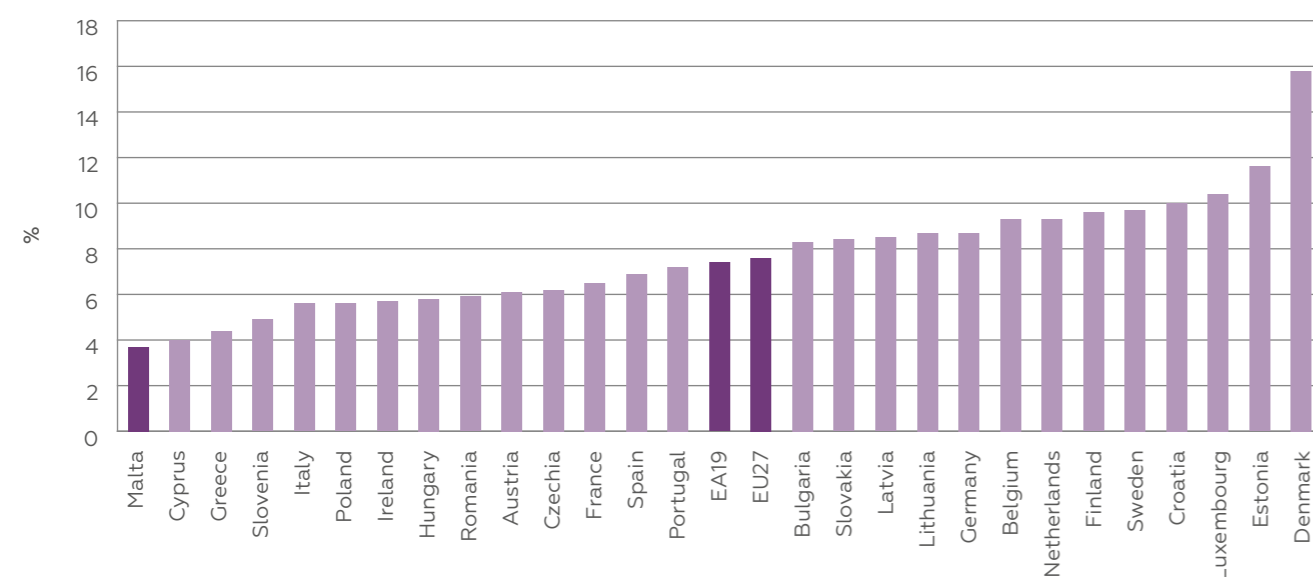


Table 3.7 Disability function as a percentage of social protection by period and EU country

|              | 2016       | 2017       | 2018       | 2019       |
|--------------|------------|------------|------------|------------|
| <b>EU27</b>  | <b>7.6</b> | <b>7.7</b> | <b>7.6</b> | <b>7.6</b> |
| <b>EA19</b>  | <b>7.2</b> | <b>7.3</b> | <b>7.4</b> | <b>7.4</b> |
| Belgium      | 8.6        | 8.7        | 9.0        | 9.3        |
| Bulgaria     | 7.3        | 7.4        | 7.3        | 8.3        |
| Czechia      | 6.4        | 6.4        | 6.2        | 6.2        |
| Denmark      | 16.1       | 16.4       | 15.4       | 15.8       |
| Germany      | 8.1        | 8.5        | 8.7        | 8.7        |
| Estonia      | 11.4       | 11.6       | 11.4       | 11.6       |
| Ireland      | 5.4        | 5.5        | 5.6        | 5.7        |
| Greece       | 4.2        | 4.2        | 4.1        | 4.4        |
| Spain        | 7.2        | 7.2        | 7.0        | 6.9        |
| France       | 6.4        | 6.4        | 6.4        | 6.5        |
| Croatia      | 10.8       | 10.5       | 10.4       | 10.0       |
| Italy        | 5.7        | 5.6        | 5.6        | 5.6        |
| Cyprus       | 4.2        | 4.5        | 4.2        | 4.0        |
| Latvia       | 9.1        | 9.1        | 8.7        | 8.5        |
| Lithuania    | 9.3        | 9.3        | 9.0        | 8.7        |
| Luxembourg   | 11.2       | 11.2       | 10.8       | 10.4       |
| Hungary      | 6.3        | 6.0        | 5.6        | 5.8        |
| <b>Malta</b> | <b>3.6</b> | <b>3.5</b> | <b>3.9</b> | <b>3.7</b> |
| Netherlands  | 9.4        | 9.2        | 9.2        | 9.3        |
| Austria      | 6.6        | 6.4        | 6.3        | 6.1        |
| Poland       | 7.6        | 7.3        | 6.8        | 5.6        |
| Portugal     | 7.2        | 7.1        | 7.0        | 7.2        |
| Romania      | 6.9        | 6.2        | 6.2        | 5.9        |
| Slovenia     | 5.3        | 4.8        | 4.6        | 4.9        |
| Slovakia     | 8.8        | 8.8        | 8.5        | 8.4        |
| Finland      | 9.9        | 9.5        | 9.6        | 9.6        |
| Sweden       | 10.0       | 10.0       | 10.0       | 9.7        |

Source: Eurostat



## 04 OLD AGE

---

The Old Age function covers all interventions against the risks linked to retirement and aging, such as pensions given to a person once they retire from the labour market, lodging in specialised retirement homes and any services provided to persons unable to independently care for themselves.

Maintaining a long-standing trend, Old Age benefits covered the highest portion (35.6 per cent) of Malta's social protection outlay for 2020. Retirement Pensions, including bonus payments, reported the highest share (71.3 per cent) under the Old Age function and amounted to €665.6 million. The Care of the Elderly and the Disabled scheme registered the second highest outlay at €129.5 million (13.9 per cent), followed by €100.3 million (10.7 per cent) covering Treasury Pensions (Table 4.1).

**Table 4.1 Old Age gross expenditure by period and scheme**

| Schemes                                    | 2016           | 2017           | 2018           | 2019           | 2020           | Share of Scheme (2020) |
|--|----------------|----------------|----------------|----------------|----------------|------------------------|
|  | €000           |                |                |                |                |                        |
| Social Security Contributory Benefits      | 535,387        | 567,206        | 591,213        | 621,229        | 665,643        | 77.1                   |
| Social Security Non-Contributory Benefits  | 27,429         | 27,626         | 27,936         | 28,865         | 32,137         | 16.1                   |
| Non-Profit Institutions Serving Households | 2,285          | 2,334          | 2,311          | 2,311          | 2,460          | 14.1                   |
| Subsidies on Utilities                     | 161            | 163            | 161            | 134            | 135            | 5.5                    |
| Bus Fare Subsidy                           | 3,508          | 3,554          | 3,556          | 3,477          | 1,754          | 94.8                   |
| Pensioners' Gozo Ferry Boat Subsidy        | 1,717          | 1,796          | 1,881          | 2,004          | 1,471          | 100.0                  |
| Care of the Elderly and the Disabled       | 80,338         | 88,908         | 92,579         | 118,094        | 129,481        | 84.8                   |
| Treasury Pensions                          | 95,023         | 105,898        | 103,708        | 99,750         | 100,315        | 98.4                   |
| <b>Total</b>                               | <b>745,848</b> | <b>797,485</b> | <b>823,345</b> | <b>875,862</b> | <b>933,395</b> | -                      |
| <b>% of social protection</b>              | <b>43.6</b>    | <b>44.0</b>    | <b>43.4</b>    | <b>43.0</b>    | <b>35.6</b>    | -                      |

## 4.1 Social Security Benefits

In 2020, €697.8 million or 26.6 per cent, of social expenditure was spent on Old Age social benefits, reflecting a €47.7 million, or 7.3 per cent, increase from 2019. An additional €39.5 million spent on Pensions in respect of Retirement, a result of 3,122 more persons being in receipt of such pensions in 2020, was the primary reason for the rise in outlay. Spending towards Non-Contributory Old Age Pensions rose by €2.9 million, while there was €5.3 million added expenditure in bonus payments to persons in receipt of a Contributory or Non-Contributory old age benefit (Table 4.2).

**Table 4.2 Social security old age benefits expenditure by period and description**

|  | 2016           | 2017           | 2018           | 2019           | 2020           |
|--|----------------|----------------|----------------|----------------|----------------|
| € 000  |                |                |                |                |                |
| <b>Pensions in respect of Retirement</b>       | <b>482,063</b> | <b>511,447</b> | <b>533,621</b> | <b>560,997</b> | <b>600,476</b> |
| Decreased National Minimum Pension             | 365            | 385            | 397            | 381            | 377            |
| Increased National Minimum Pension             | 16,641         | 16,406         | 16,749         | 17,542         | 23,076         |
| Increased Retirement Pension                   | 7,048          | 6,892          | 6,345          | 5,931          | 8,994          |
| National Minimum Pension                       | 35,870         | 36,652         | 37,909         | 38,753         | 42,876         |
| Retirement Pension                             | 32,862         | 33,370         | 31,470         | 28,345         | 32,167         |
| Two-thirds Pension                             | 389,276        | 417,743        | 440,752        | 470,044        | 492,987        |
| Bonus  | 53,324         | 55,759         | 57,592         | 60,231         | 65,167         |
| <b>Total Contributory Old Age Benefits</b>     | <b>535,387</b> | <b>567,206</b> | <b>591,213</b> | <b>621,229</b> | <b>665,643</b> |
| <b>Old Age Pension</b>                         | <b>24,381</b>  | <b>24,596</b>  | <b>24,930</b>  | <b>25,779</b>  | <b>28,714</b>  |
| Age Pension                                    | 22,329         | 22,884         | 23,083         | 23,826         | 26,310         |
| Assistance for Visually Impaired               | 1,562          | 1,712          | 1,848          | 1,953          | 2,403          |
| Carers Pension <sup>1</sup>                    | 490            | -              | -              | -              | -              |
| Bonus  | 3,048          | 3,031          | 3,006          | 3,086          | 3,423          |
| <b>Total Non-Contributory Old Age Benefits</b> | <b>27,429</b>  | <b>27,626</b>  | <b>27,936</b>  | <b>28,865</b>  | <b>32,137</b>  |
| <b>Total</b>                                   | <b>562,816</b> | <b>594,833</b> | <b>619,149</b> | <b>650,093</b> | <b>697,780</b> |
| <b>% of social protection</b>                  | <b>32.9</b>    | <b>32.9</b>    | <b>32.7</b>    | <b>31.9</b>    | <b>26.6</b>    |

Source: DAS.

<sup>1</sup> In 2017, Carers Pension was replaced by Increased Carers' Allowance (see Table 2.2).

Between 2016 and 2020, there was a steady increase in the number of old age pensioners, such that there were 7,347 more pensioners in 2020 (73,044) than there were in 2016 (65,697). An increase of 7,624 Contributory Retirement pensioners was the main driver of the rise, partially offset by a decline of 431 people receiving a form of Non-Contributory Old Age Pension. Over 73.2 per cent (53,499) were in receipt of a Two-Thirds Pension. Such pensioners rose by 2,240 from the previous year, making it the category with the highest reported increase. Conversely, the 256 fewer persons receiving a Retirement Pension was the biggest drop witnessed. The gender ratio for pensioners continued to remain skewed towards males in 2020, with 217 male pensioners for every 100 female pensioners (Table 4.3).

Table 4.3 Social security old age beneficiaries by period, sex and description

|  | 2016          |               |               | 2017          |               |               | 2018          |               |               |
|--|---------------|---------------|---------------|---------------|---------------|---------------|---------------|---------------|---------------|
|  | Male          | Female        | Total         | Male          | Female        | Total         | Male          | Female        | Total         |
| <b>Pensions in respect of Retirement</b> | <b>44,595</b> | <b>16,221</b> | <b>60,816</b> | <b>46,140</b> | <b>17,180</b> | <b>63,320</b> | <b>46,327</b> | <b>17,227</b> | <b>63,554</b> |
| Decreased National Minimum Pension       | 41            | 18            | 59            | 49            | 19            | 68            | 45            | 16            | 61            |
| Increased National Minimum Pension       | 1,425         | 443           | 1,868         | 1,419         | 449           | 1,868         | 1,449         | 432           | 1,881         |
| Increased Retirement Pension             | 612           | 248           | 860           | 583           | 244           | 827           | 498           | 226           | 724           |
| National Minimum Pension                 | 2,466         | 3,718         | 6,184         | 2,570         | 3,974         | 6,544         | 2,565         | 3,970         | 6,535         |
| Retirement Pension                       | 5,959         | 840           | 6,799         | 6,206         | 890           | 7,096         | 5,531         | 802           | 6,333         |
| Two-Thirds Pension                       | 34,411        | 11,084        | 45,495        | 36,491        | 11,851        | 48,342        | 36,924        | 12,063        | 48,987        |
| <b>Old Age Pension</b>                   | <b>1,567</b>  | <b>4,183</b>  | <b>5,750</b>  | <b>1,439</b>  | <b>4,070</b>  | <b>5,509</b>  | <b>1,417</b>  | <b>4,028</b>  | <b>5,445</b>  |
| Age Pension                              | 1,354         | 3,975         | 5,329         | 1,273         | 3,887         | 5,160         | 1,249         | 3,835         | 5,084         |
| Blind Pension                            | 159           | 162           | 321           | 166           | 183           | 349           | 168           | 193           | 361           |
| Carers Pension <sup>1</sup>              | 55            | 47            | 102           | -             | -             | -             | -             | -             | -             |
| <b>Total</b>                             | <b>45,689</b> | <b>20,008</b> | <b>65,697</b> | <b>47,157</b> | <b>20,873</b> | <b>68,030</b> | <b>47,389</b> | <b>20,908</b> | <b>68,297</b> |

|  | 2019          |               |               | 2020          |               |               |
|--|---------------|---------------|---------------|---------------|---------------|---------------|
|  | Male          | Female        | Total         | Male          | Female        | Total         |
| <b>Pensions in respect of Retirement</b> | <b>47,259</b> | <b>18,059</b> | <b>65,318</b> | <b>48,982</b> | <b>19,458</b> | <b>68,440</b> |
| Decreased National Minimum Pension       | 45            | 18            | 63            | 50            | 19            | 69            |
| Increased National Minimum Pension       | 1,454         | 438           | 1,892         | 2,119         | 531           | 2,650         |
| Increased Retirement Pension             | 456           | 198           | 654           | 869           | 285           | 1,154         |
| National Minimum Pension                 | 2,572         | 4,085         | 6,657         | 2,700         | 4,460         | 7,160         |
| Retirement Pension                       | 5,245         | 784           | 6,029         | 5,007         | 766           | 5,773         |
| Two-Thirds Pension                       | 38,490        | 12,769        | 51,259        | 39,770        | 13,729        | 53,499        |
| <b>Old Age Pension</b>                   | <b>1,410</b>  | <b>4,013</b>  | <b>5,423</b>  | <b>1,378</b>  | <b>3,941</b>  | <b>5,319</b>  |
| Age Pension                              | 1,237         | 3,797         | 5,034         | 1,198         | 3,709         | 4,907         |
| Blind Pension                            | 173           | 216           | 389           | 180           | 233           | 413           |
| Carers Pension <sup>1</sup>              | -             | -             | -             | -             | -             | -             |
| <b>Total</b>                             | <b>48,320</b> | <b>21,701</b> | <b>70,021</b> | <b>50,022</b> | <b>23,022</b> | <b>73,044</b> |

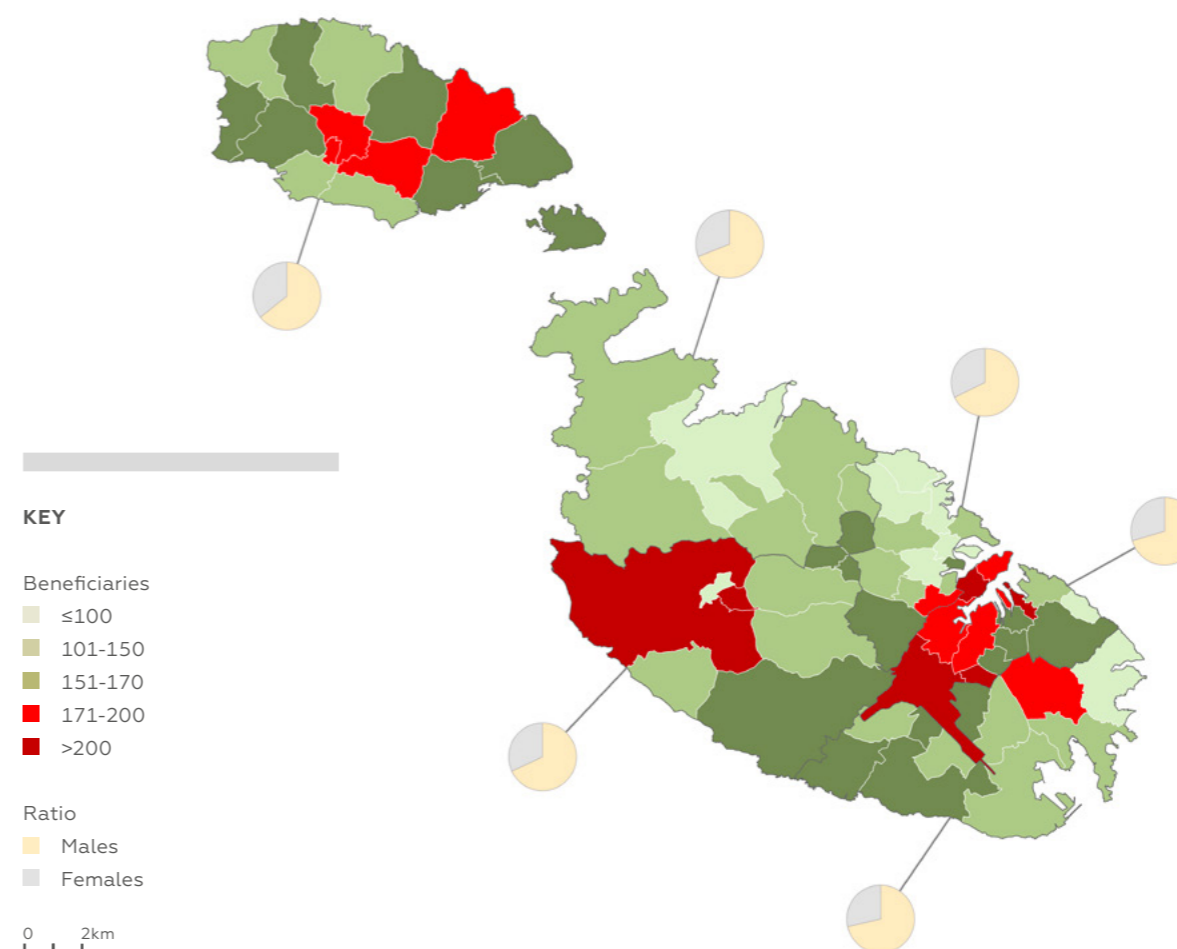
Source: DSS Unique Beneficiaries Report.

Note:  
As persons obtaining two or more benefits are counted only once, aggregates are not necessarily equal to the sum of the corresponding benefits.

<sup>1</sup> In 2017, Carers Pension was replaced by Increased Carers' Allowance (see Table 2.2).

By the end of 2020, there were 138 persons in receipt of an old age benefit for every 1,000 persons living on the Maltese Islands. The highest share of beneficiaries was found in the Southern Harbour district, amounting to 171 recipients for every 1,000 residents. Conversely, the Northern district exhibited the lowest proportion of old age recipients, at 112 persons per 1,000 population. L-Imdina (299 persons per 1,000 population) was the locality that reported the largest ratio of old age beneficiaries, 81 persons more than Floriana (218 persons per 1,000 population) in second place. Only nine of the 68 localities reported a ratio below 10.0 per cent, with the lowest being Is-Swieqi (74 persons per 1,000 population) and San Pawl Il-Baħar (75 persons per 1,000 population) (Map 4.1).

Map 4.1 Beneficiaries of old age benefits per 1,000 population by district, locality and sex: 2020



## 4.2 Care of the Elderly

Government expenditure on the accommodation of elderly persons in retirement homes represented the majority of the 2020 outlay on elderly and community care services, standing at €72.1 million, or 55.7 per cent, of the €129.5 million spent in total. Overall, in comparison to the previous year, expenditure rose by €11.4 million, following higher expenditure observed under Residential Care in Private Homes (€4.3 million), Homes for the Elderly (€3.3 million) and the Home Care Help Services Scheme (€1.0 million) (Table 4.4)

The Senior Citizens Grant, payable since 2012 to persons over the age of 75 living in their own residence, constituted a further €11.5 million of spending, €2.1 million higher than in 2019. The benefit was initially only available to persons over the age of 78, however a 2014 reform saw it extended to persons from the age of 75. Since its inception, the number of beneficiaries rose by 270.8 per cent, from 13,323 in 2012 to 36,075 recipients by the end of 2020 (Table 4.5).

Table 4.4 Care of the elderly expenditure by period and description

|  | 2016          | 2017          | 2018          | 2019           | 2020           |
|--|---------------|---------------|---------------|----------------|----------------|
|  | € 000         |               |               |                |                |
| <b>Expenditure</b>                                   | <b>80,338</b> | <b>88,908</b> | <b>92,580</b> | <b>118,094</b> | <b>129,481</b> |
| Homes for the Elderly (incl. Saint Vincent de Paule) | 53,913        | 54,930        | 52,022        | 68,751         | 72,079         |
| <i>of which</i>                                      |               |               |               |                |                |
| Day Care Centres                                     | 96            | 100           | 99            | 100            | 100            |
| Senior Citizens Grant                                | 8,641         | 8,671         | 8,769         | 9,375          | 11,466         |
| Services provided to the Elderly                     | 17,600        | 25,122        | 31,619        | 39,808         | 45,789         |
| Carer at Home Scheme                                 | 63            | 561           | 750           | 1,407          | 1,997          |
| Home Care Help Services Scheme                       | 468           | 1,662         | 1,461         | 1,500          | 2,500          |
| Incontinence Service                                 | 882           | 786           | 900           | 900            | 832            |
| Meals on Wheels                                      | 520           | 370           | 359           | 334            | 520            |
| Residential Care in Private Homes                    | 13,008        | 18,837        | 24,994        | 32,330         | 36,667         |
| Respite at Home                                      | -             | -             | 150           | 219            | 257            |
| Welfare Initiatives for the Elderly                  | 17            | 20            | 15            | 17             | 19             |
| Zammit Clapp Hospital - Public Private Partnership   | 2,642         | 2,887         | 2,991         | 3,101          | 2,998          |
| Bonus to Non-Government pensioners                   | 184           | 185           | 170           | 161            | 147            |
| <b>% of social protection</b>                        | <b>4.7</b>    | <b>4.9</b>    | <b>4.9</b>    | <b>5.8</b>     | <b>4.9</b>     |

Source: Annual Financial Report - Treasury Department

Table 4.5 Care of the elderly statistics by period and description

|  | 2016    | 2017    | 2018    | 2019    | 2020    |
|--|---------|---------|---------|---------|---------|
| Homes for the elderly (residents)          | 1,840   | 2,134   | 2,297   | 2,597   | 3,042   |
| Government homes & PPP beds <sup>1,2</sup> | 937     | 950     | 940     | 950     | 886     |
| Buying of Beds (Contracted) beds           | 903     | 1,184   | 1,357   | 1,647   | 2,156   |
| St. Vincent de Paul Residence (residents)  | 1,081   | 1,092   | 1,049   | 986     | 1,045   |
| Day care centres (visitors) <sup>3</sup>   | 1,898   | 1,764   | 1,855   | 1,799   | 424     |
| Senior Citizens Grant (beneficiaries)      | 29,551  | 29,689  | 30,751  | 33,362  | 36,075  |
| Home care help (beneficiaries)             | 3,791   | 3,640   | 3,877   | 4,093   | 4,274   |
| Incontinence service (beneficiaries)       | 5,427   | 6,066   | 6,727   | 6,320   | 6,183   |
| Meals on wheels (total meals delivered)    | 106,000 | 141,267 | 169,531 | 182,340 | 201,456 |

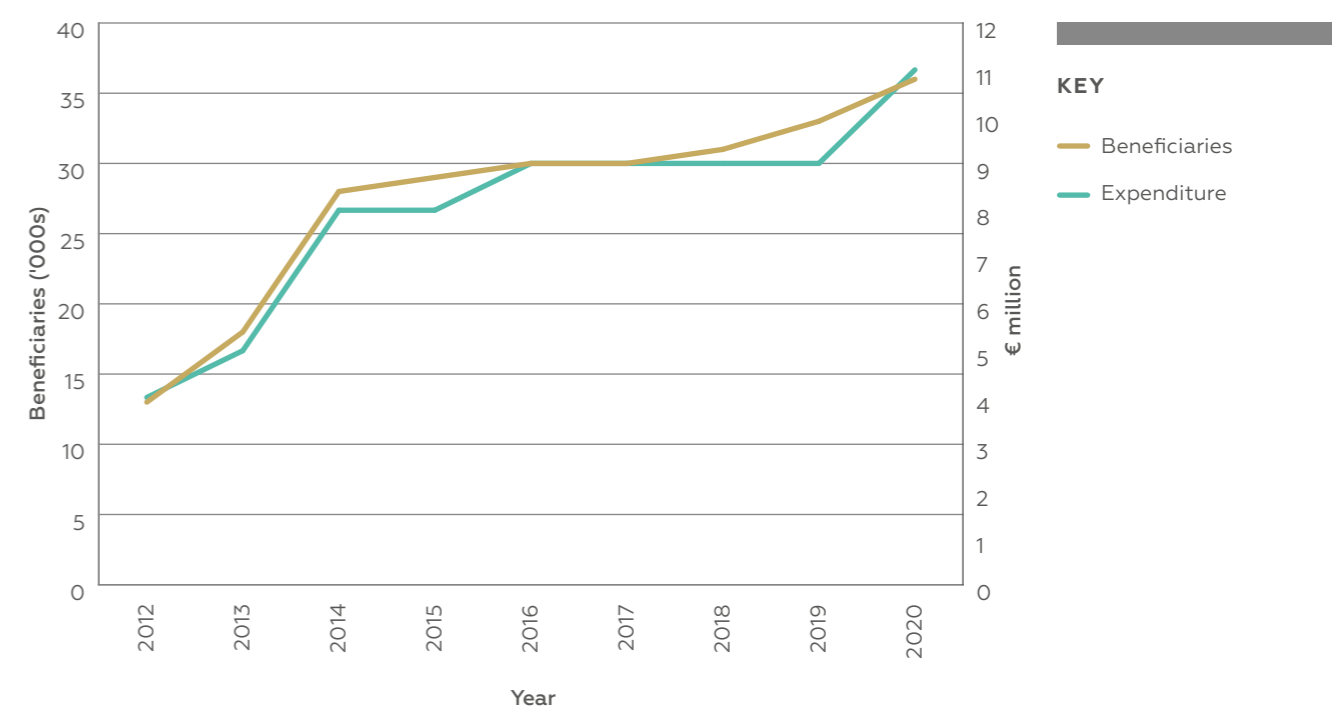
Sources: MFCS annual report; DSS Unique Beneficiaries Report

<sup>1</sup> PPP beds refer to Government homes that are managed by the private sector.

<sup>2</sup> Msida Home was closed in 2020.

<sup>3</sup> Centres were closed in March 2020 due to COVID-19, resulting in the significant decrease in visitor numbers.

Chart 4.1: Senior Citizens Grant (Beneficiaries vs Expenditure): 2012 - 2020



### 4.3 Treasury Pensions

Treasury pensions, paid in return for years of service in the public sector, amounted to €100.3 million, or 3.8 per cent, of total social protection expenditure in 2020. Outlay increased by €0.6 million from the previous year, though there were 260 less persons in receipt of a service pension. The majority of the 12,701 pensioners were male (10,781, or 84.9 per cent). The majority of the outlay was used to cover Civil Pensions (€96.3 million), averaging €7,679 per pensioner (Table 4.6).

Table 4.6 Treasury Pensions (Old Age) by period and type

|  |                      | 2016          | 2017           | 2018           | 2019          | 2020           |
|--|----------------------|---------------|----------------|----------------|---------------|----------------|
| <b>Total</b>   | <b>Beneficiaries</b> | <b>13,066</b> | <b>13,319</b>  | <b>13,194</b>  | <b>12,961</b> | <b>12,701</b>  |
|  | <b>Male</b>          | <b>11,077</b> | <b>11,304</b>  | <b>11,200</b>  | <b>10,996</b> | <b>10,781</b>  |
|  | <b>Female</b>        | <b>1,989</b>  | <b>2,015</b>   | <b>1,994</b>   | <b>1,965</b>  | <b>1,920</b>   |
|  | <b>€ 000</b>         | <b>95,023</b> | <b>105,898</b> | <b>103,708</b> | <b>99,750</b> | <b>100,315</b> |
| Civil Pensions <sup>1</sup>                          | Beneficiaries        | 12,973        | 13,216         | 13,064         | 12,804        | 12,537         |
|  | Male                 | 11,017        | 11,236         | 11,110         | 10,887        | 10,665         |
|  | Female               | 1,956         | 1,980          | 1,954          | 1,917         | 1,872          |
|  | € 000                | 92,773        | 103,509        | 100,358        | 95,980        | 96,272         |
| Members of Parliament Pensions                       | Beneficiaries        | 93            | 103            | 99             | 104           | 102            |
|  | Male                 | 60            | 68             | 65             | 64            | 62             |
|  | Female               | 33            | 35             | 34             | 40            | 40             |
|  | € 000                | 1,956         | 2,094          | 2,264          | 2,339         | 2,324          |
| Judiciary Pensions <sup>2</sup>                      | Beneficiaries        | -             | -              | 24             | 28            | 29             |
|  | Male                 | -             | -              | 19             | 22            | 23             |
|  | Female               | -             | -              | 5              | 6             | 6              |
|  | € 000                | -             | -              | 775            | 867           | 1,020          |
| Pensions under the Civil Protection Act <sup>2</sup> | Beneficiaries        | -             | -              | 5              | 12            | 14             |
|  | Male                 | -             | -              | 5              | 12            | 14             |
|  | Female               | -             | -              | -              | -             | -              |
|  | € 000                | -             | -              | 34             | 136           | 183            |
| Pensions under the Prisons Act <sup>2,3</sup>        | Beneficiaries        | -             | -              | 2              | 13            | 19             |
|  | Male                 | -             | -              | 1              | 11            | 17             |
|  | Female               | -             | -              | 1              | 2             | 2              |
|  | € 000                | -             | -              | -              | 140           | 224            |
| Bonus  | Beneficiaries        | -             | -              | -              | -             | -              |
|  | € 000                | 293           | 295            | 278            | 287           | 291            |
| <b>% of social protection</b>                        |                      | <b>5.6</b>    | <b>5.8</b>     | <b>5.5</b>     | <b>4.9</b>    | <b>3.8</b>     |

Sources: Annual Financial Report - Treasury Department; Ministry for Gozo.

<sup>1</sup> Pensions paid to retired civil servants (who had commenced employment with the government prior to 1979), police officers, members of the armed forces and, in 2017, members of the Judiciary and the Attorney General."

<sup>2</sup> Introduced in 2018.

<sup>3</sup> For confidentiality purposes, 2018 outlay for Pensions paid under the Prisons Act has been included under Civil Pensions.

### 4.4 Public Transport

Transport subsidies paid in 2020 by the Government to compensate for the reduced fares paid by elderly persons in possession of the *Kartanzjan*, were €2.3 million less than in 2019, following lower passenger numbers because of the COVID-19 pandemic. Bus fare subsidies halved, from €3.5 million in 2019, to €1.8 million in 2020. During the reference year, 78,788 elderly persons were in possession of the *Tallinja* card (Table 4.7). Similarly, the €1.5 million used to cover the reduced fares for elderly persons using the Gozo ferry service was €0.5 million less than in the previous year. Ferry tickets purchased by *Kartanzjan* holders dropped by 27.7 per cent, again largely the result of the COVID-19 pandemic. (Table 4.8).

Table 4.7 Bus Fare subsidy by period and description

|                                      | 2016         | 2017         | 2018         | 2019         | 2020         |
|--------------------------------------|--------------|--------------|--------------|--------------|--------------|
| <b>Subsidy (€ 000)<sup>1,2</sup></b> | <b>3,508</b> | <b>3,554</b> | <b>3,556</b> | <b>3,477</b> | <b>1,754</b> |
| Tallinja concession cards (elderly)  | 71,563       | 73,899       | 76,034       | 77,908       | 78,788       |
| No. of passengers                    | 7,192,072    | 7,293,572    | 7,304,635    | 7,149,024    | 3,619,428    |
| <b>% of social protection</b>        | <b>0.2</b>   | <b>0.2</b>   | <b>0.2</b>   | <b>0.2</b>   | <b>0.1</b>   |

Sources: Public Transport Association and Transport Malta.

Note: Expenditure on Pensioners' Route Bus Subsidy is estimated.

<sup>1</sup> Overestimated as it takes into consideration all card swipes made during the year. Hence, it does not exclude card swipes made with the same card during a 2 hour period (in which money is only extracted from the first swipe). Furthermore, daily and weekly payment limits are not being taken into consideration.

<sup>2</sup> The 50% drop in subsidy and passenger figures in 2020 was a result of lower public transport usage due to the COVID-19 pandemic.

Table 4.8 Pensioners' Gozo ferry boat subsidy by period and description

|                               | 2016         | 2017         | 2018         | 2019         | 2020         |
|-------------------------------|--------------|--------------|--------------|--------------|--------------|
| <b>Subsidy (€)</b>            | <b>1,717</b> | <b>1,796</b> | <b>1,881</b> | <b>2,004</b> | <b>1,471</b> |
| Number of tickets sold        | 324,224      | 337,741      | 352,767      | 373,448      | 270,113      |
| <b>% of social protection</b> | <b>0.1</b>   | <b>0.1</b>   | <b>0.1</b>   | <b>0.1</b>   | <b>0.1</b>   |

Source: Gozo Channel (Operations) Ltd.

## 4.5 Other Schemes

In 2020, just under €2.5 million was spent to cover non-profit homes for the elderly, mostly falling under the Archdiocese of Malta. This represented a slight increase of €0.1 million from the previous year (Table 4.9).

**Table 4.9 Non-profit homes for the elderly by period and description**

|                               | 2016         | 2017         | 2018         | 2019         | 2020         |
|-------------------------------|--------------|--------------|--------------|--------------|--------------|
| <b>Expenditure (€)</b>        | <b>2,285</b> | <b>2,334</b> | <b>2,311</b> | <b>2,311</b> | <b>2,460</b> |
| <b>% of social protection</b> | <b>0.1</b>   | <b>0.1</b>   | <b>0.1</b>   | <b>0.1</b>   | <b>0.1</b>   |

Source: National Accounts Unit, NSO.

Note:  
Expenditure is estimated.

There were 1,950 persons benefitting from discounted telephone rentals, a marginal increase of eight people from the previous year. The corresponding subsidy spent to cover these reduced rents was €0.1 million (Table 4.10).

**Table 4.10 Telephone Rent Rebate by period and description**

|                                      | 2016       | 2017       | 2018       | 2019       | 2020       |
|--------------------------------------|------------|------------|------------|------------|------------|
| <b>Subsidised telephone rent (€)</b> | <b>161</b> | <b>163</b> | <b>161</b> | <b>134</b> | <b>135</b> |
| Beneficiaries (individuals)          | 2,842      | 2,368      | 2,332      | 1,942      | 1,950      |
| <b>% of social protection</b>        | <b>0.2</b> | <b>0.1</b> | <b>0.1</b> | <b>0.1</b> | <b>0.1</b> |

Sources: Department for the Elderly and Community Care; MITA.

## 4.6 EU comparison

In total, EU Member States allocated 40.2 per cent of their 2019 social expenditure to tackle the social risks associated with aging, 0.1 of a percentage point lower than in 2018. Euro area countries allocated 0.5 of a percentage point less, with 39.7 per cent allocated to Old Age benefits. Greece (54.5 per cent) reported the highest share of Old Age outlay-to-social expenditure, the only country to allocate more than half of their social outlay to the Old Age function, and 5.1 percentage points higher than Portugal (49.4 per cent). At the other end of the spectrum, Ireland (31.7 per cent), Germany (32.5 per cent) and Luxembourg (32.8 per cent) reported the lowest ratios. In 2019, Malta allocated 43.0 per cent of its total social expenditure to Old Age benefits, a 0.4 of a percentage point decrease from 2018, which ranked Malta in thirteenth place among the EU Member States (Table 4.11).

**Chart 4.2: Ratio of Old Age to total Social Protection (EU): 2019**

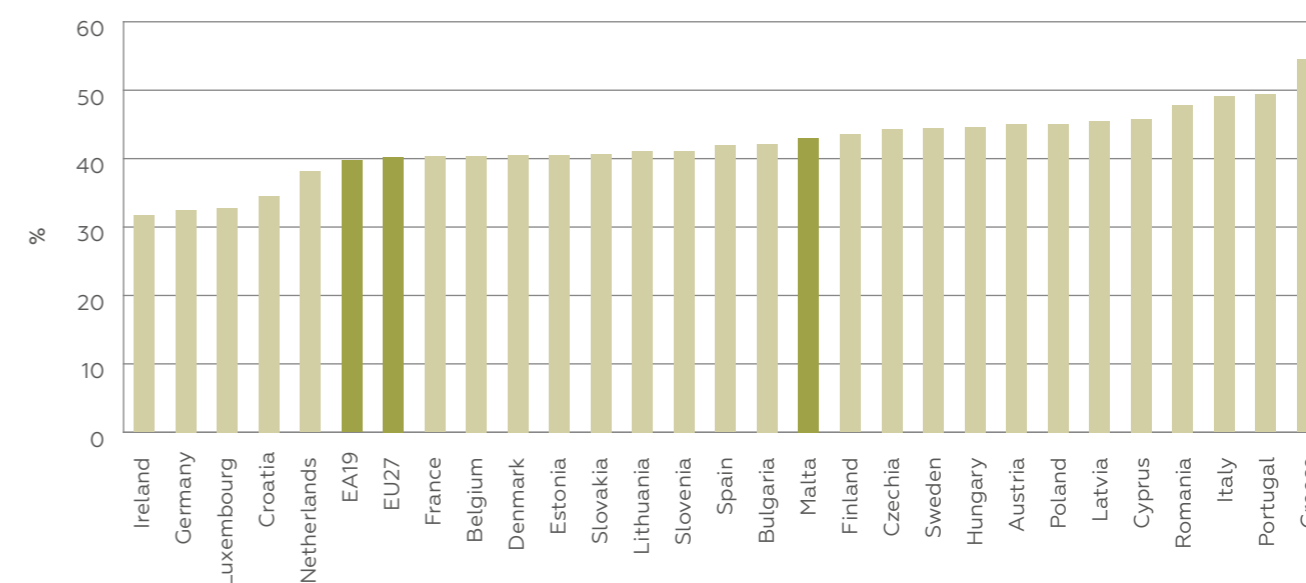




Table 4.11 Old Age function as a percentage of social protection by period and EU country

|              | 2016        | 2017        | 2018        | 2019        |
|--------------|-------------|-------------|-------------|-------------|
| <b>EU27</b>  | <b>40.0</b> | <b>40.1</b> | <b>40.3</b> | <b>40.2</b> |
| <b>EA19</b>  | <b>39.6</b> | <b>39.7</b> | <b>39.8</b> | <b>39.7</b> |
| Belgium      | 38.3        | 40.0        | 40.4        | 40.4        |
| Bulgaria     | 44.4        | 43.7        | 43.0        | 42.1        |
| Czechia      | 43.7        | 44.0        | 43.6        | 44.3        |
| Denmark      | 38.0        | 38.6        | 40.0        | 40.5        |
| Germany      | 32.4        | 32.4        | 32.4        | 32.5        |
| Estonia      | 41.5        | 41.4        | 40.3        | 40.5        |
| Ireland      | 30.7        | 31.5        | 31.2        | 31.7        |
| Greece       | 56.4        | 54.7        | 54.5        | 54.5        |
| Spain        | 41.4        | 41.8        | 42.3        | 41.9        |
| France       | 40.2        | 40.2        | 40.5        | 40.3        |
| Croatia      | 33.5        | 33.6        | 34.0        | 34.5        |
| Italy        | 48.9        | 49.0        | 49.2        | 49.1        |
| Cyprus       | 47.7        | 48.4        | 47.6        | 45.8        |
| Latvia       | 47.8        | 47.7        | 46.4        | 45.5        |
| Lithuania    | 42.9        | 42.6        | 41.3        | 41.1        |
| Luxembourg   | 31.9        | 32.3        | 32.5        | 32.8        |
| Hungary      | 44.5        | 44.4        | 44.6        | 44.6        |
| <b>Malta</b> | <b>43.7</b> | <b>44.1</b> | <b>43.4</b> | <b>43.0</b> |
| Netherlands  | 38.6        | 38.3        | 38.2        | 38.1        |
| Austria      | 43.8        | 44.1        | 44.5        | 45.1        |
| Poland       | 45.5        | 45.2        | 47.4        | 45.1        |
| Portugal     | 50.2        | 50.7        | 50.1        | 49.4        |
| Romania      | 50.4        | 50.4        | 49.2        | 47.8        |
| Slovenia     | 41.9        | 41.5        | 41.7        | 41.1        |
| Slovakia     | 40.1        | 40.9        | 40.7        | 40.7        |
| Finland      | 40.7        | 42.4        | 43.1        | 43.5        |
| Sweden       | 43.0        | 44.0        | 44.0        | 44.5        |

Source: Eurostat



## 05 SURVIVORS

---

The Survivors' function consists of all those benefits that are paid to the surviving relatives (widow/ers or children) of deceased persons who usually represented the main breadwinners in their family.

Survivors' gross outlay continued to rise steadily during the 5-year period analysed, increasing by 18.4 per cent between 2016 (€140.0 million) and 2020 (€165.7 million). This was driven to a large extent by expenditure on Contributory survivors' benefits, which rose by 18.8 per cent during the same period and accounted for 99.0 per cent of total survivors' outlay for 2020 (Table 5.1).

**Table 5.1 Survivors gross expenditure by period and scheme**

| Schemes                                    | 2016           | 2017           | 2018           | 2019           | 2020           | Share of Scheme (2020) |
|--|----------------|----------------|----------------|----------------|----------------|------------------------|
|  | € 000          |                |                |                |                |                        |
| Social Security Contributory Benefits      | 138,148        | 147,903        | 154,239        | 156,756        | 164,087        | 19.0                   |
| Non-Profit Institutions Serving Households | 3              | 3              | 3              | 3              | 3              | 0.0                    |
| Treasury Pensions                          | 1,817          | 1,771          | 1,741          | 1,693          | 1,642          | 1.6                    |
| <b>Total</b>                               | <b>139,968</b> | <b>149,677</b> | <b>155,982</b> | <b>158,452</b> | <b>165,732</b> | -                      |
| <b>% of social protection</b>              | <b>8.2</b>     | <b>8.3</b>     | <b>8.2</b>     | <b>7.8</b>     | <b>6.3</b>     | -                      |

Note:

0 indicates a negligible percentage.

## 5.1 Social Security Contributory Benefits

By the end of 2020, social benefits under the Survivors' function amounted to €164.1 million, €7.3 million, or 4.7 per cent, higher than 2019. An €8.7 million rise exhibited under Survivors' Pension was the principal reason for the rise in outlay, while bonus payments paid to survivors' recipients also rose by €0.7 million. Conversely, during the same period, lower expenditure was reported under National Minimum Widows' Pension and Widows' Pension by €1.8 million and €0.3 million, respectively (Table 5.2).

There were 17,403 persons in receipt of a survivors'-type benefit in 2020, 349 more than the previous year. The majority received either a Survivors' Pension (9,795) or a National Minimum Widows' Pension (5,841). Pensioners in receipt of the Survivors' Pension rose by 2.0 per cent when compared to 2019. In 2020, females continued to account for a significant portion of the recipients, with 39 female survivors' beneficiaries for every male recipient (Table 5.3).

**Table 5.2 Social security survivors benefits expenditure by period and description**

|   | 2016           | 2017           | 2018           | 2019           | 2020           |
|---|----------------|----------------|----------------|----------------|----------------|
|   | € 000          |                |                |                |                |
| <b>Pensions in respect of Widowhood</b> | <b>124,687</b> | <b>133,801</b> | <b>139,678</b> | <b>142,138</b> | <b>148,784</b> |
| Early Survivors Retirement Pension      | 14,290         | 14,741         | 15,321         | 16,055         | 16,103         |
| National Minimum Widows' Pension        | 46,363         | 48,939         | 50,574         | 47,235         | 45,442         |
| Survivors' Pension                      | 62,248         | 68,374         | 72,155         | 77,201         | 85,892         |
| Widows' Pension                         | 1,786          | 1,746          | 1,628          | 1,647          | 1,346          |
| <b>Other Benefits</b>                   | <b>80</b>      | <b>117</b>     | <b>86</b>      | <b>67</b>      | <b>62</b>      |
| Orphans' Allowance                      | 80             | 117            | 86             | 67             | 62             |
| Bonus                                   | 13,381         | 13,986         | 14,476         | 14,551         | 15,241         |
| <b>% of Contributory Benefits</b>       | <b>19.4</b>    | <b>19.7</b>    | <b>19.8</b>    | <b>19.3</b>    | <b>19.0</b>    |
| <b>Total</b>                            | <b>138,148</b> | <b>147,903</b> | <b>154,239</b> | <b>156,756</b> | <b>164,087</b> |
| <b>% of social protection</b>           | <b>8.1</b>     | <b>8.2</b>     | <b>8.1</b>     | <b>7.7</b>     | <b>6.3</b>     |

Source: DAS.

Table 5.3 Social security survivors beneficiaries by period, sex and description

|   | 2016       |               |               | 2017       |               |               | 2018       |               |               |
|---|------------|---------------|---------------|------------|---------------|---------------|------------|---------------|---------------|
|   | Male       | Female        | Total         | Male       | Female        | Total         | Male       | Female        | Total         |
| <b>Pensions in respect of Widowhood</b> | <b>231</b> | <b>15,934</b> | <b>16,165</b> | <b>302</b> | <b>16,197</b> | <b>16,499</b> | <b>344</b> | <b>16,457</b> | <b>16,801</b> |
| Early Survivors Retirement Pension      | 48         | 1,779         | 1,827         | 62         | 1,769         | 1,831         | 93         | 1,785         | 1,878         |
| National Minimum Widows' Pension        | 120        | 6,754         | 6,874         | 143        | 6,656         | 6,799         | 143        | 6,815         | 6,958         |
| Survivors' Pension                      | 64         | 7,781         | 7,845         | 92         | 8,204         | 8,296         | 119        | 8,721         | 8,840         |
| Widows' Pension                         | 12         | 203           | 215           | 15         | 215           | 230           | 14         | 203           | 217           |
| <b>Other Benefits</b>                   | <b>4</b>   | <b>11</b>     | <b>15</b>     | <b>4</b>   | <b>16</b>     | <b>20</b>     | <b>4</b>   | <b>12</b>     | <b>16</b>     |
| Orphans' Allowance                      | 4          | 11            | 15            | 4          | 16            | 20            | 4          | 12            | 16            |
| <b>Total</b>                            | <b>235</b> | <b>15,943</b> | <b>16,178</b> | <b>306</b> | <b>16,211</b> | <b>16,517</b> | <b>348</b> | <b>16,468</b> | <b>16,816</b> |

|   | 2019       |               |               | 2020       |               |               |
|---|------------|---------------|---------------|------------|---------------|---------------|
|   | Male       | Female        | Total         | Male       | Female        | Total         |
| <b>Pensions in respect of Widowhood</b> | <b>394</b> | <b>16,649</b> | <b>17,043</b> | <b>432</b> | <b>16,960</b> | <b>17,392</b> |
| Early Survivors Retirement Pension      | 100        | 1,822         | 1,922         | 122        | 1,868         | 1,990         |
| National Minimum Widows' Pension        | 141        | 6,108         | 6,249         | 145        | 5,696         | 5,841         |
| Survivors' Pension                      | 145        | 8,848         | 8,993         | 187        | 9,608         | 9,795         |
| Widows' Pension                         | 14         | 190           | 204           | 13         | 190           | 203           |
| <b>Other Benefits</b>                   | <b>4</b>   | <b>8</b>      | <b>12</b>     | <b>3</b>   | <b>8</b>      | <b>11</b>     |
| Orphans' Allowance                      | 4          | 8             | 12            | 3          | 8             | 11            |
| <b>Total</b>                            | <b>398</b> | <b>16,656</b> | <b>17,054</b> | <b>435</b> | <b>16,968</b> | <b>17,403</b> |

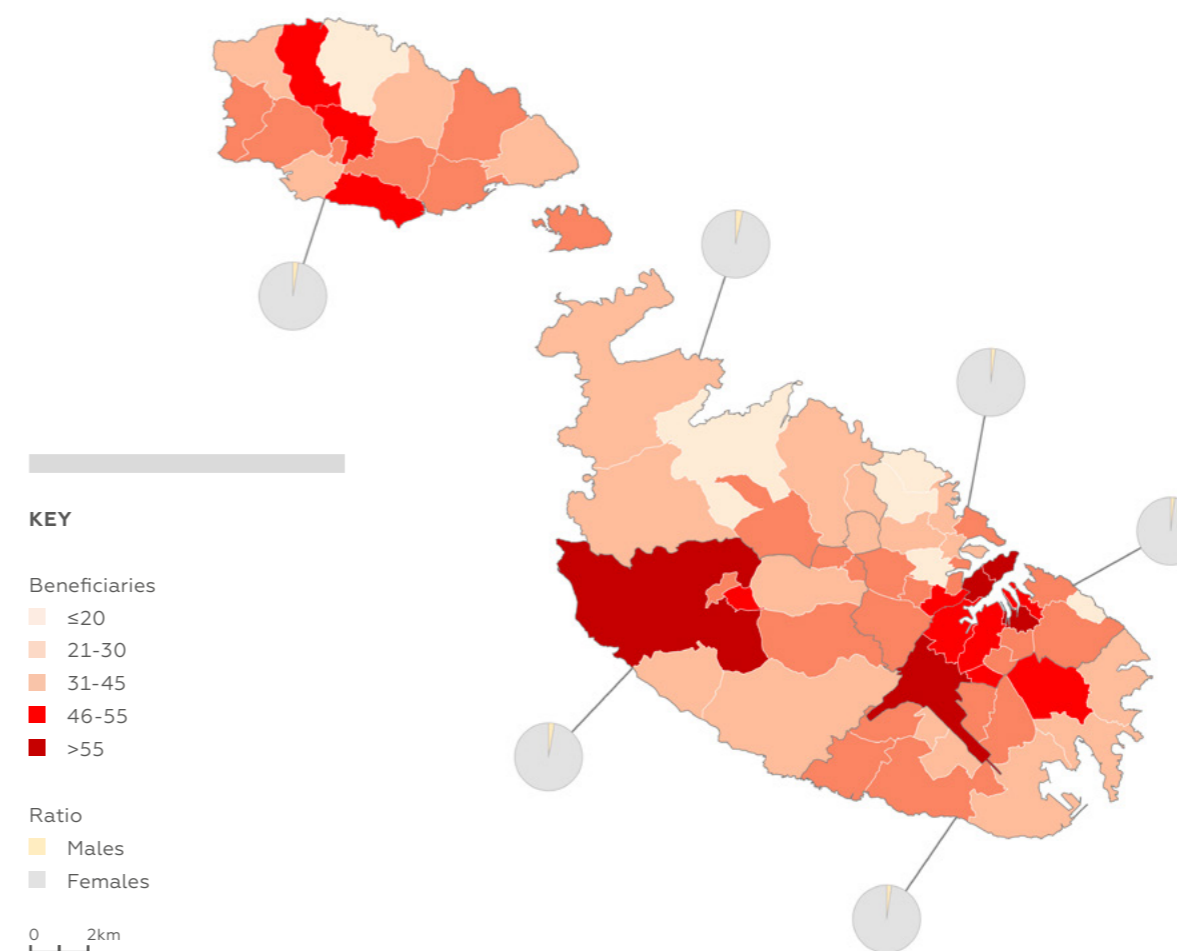
Source: DSS Unique Beneficiaries Report.

Note:

As persons obtaining two or more benefits are counted only once, aggregates are not necessarily equal to the sum of the corresponding benefits.

In 2020, there were 33 survivors' recipients for every 1,000 residents of the Maltese Islands. When comparing across districts, this ranged from 48 beneficiaries among every 1,000 persons living in the Southern Harbour district, to 26 recipients per 1,000 persons residing in the Northern district. Ħal Luqa (78 persons per 1,000 population) and Floriana (71 persons per 1,000 population) ranked highest amongst the localities. In the case of Ħal Luqa, the ratio is driven to a large extent by the presence of the Saint Vincent de Paul Long-Term Care Facility. In contrast, Is-Swieqi (13 persons per 1,000 population) and San Pawl Il-Baħar (17 persons per 1,000 population) witnessed the lowest shares (Map 5.1).

Map 5.1 Beneficiaries of survivors' benefits per 1,000 population by district, locality and sex: 2020



## 5.2 Treasury Pensions

Similar to the survivors' social security benefits discussed in Section 5.1, females predominantly obtained a Widows' and Orphans' Pension payable by the Treasury. By the end of 2020, all but five recipients were female (1,876 out of 1,881). During 2020, €0.5 million was spent on these pensions, with a further €1.2 million in bonuses. Although when compared to the corresponding recipients the outlay might seem low, it should be noted that such pensions are paid over and above each recipient's Social Security Pension and are not to exceed €77.00 per month<sup>7</sup> (Table 5.4).

<sup>7</sup> As stated in the [Service Pensions manual](#).

Table 5.4 Treasury Pensions (Survivors) by period and type

|                               |                      | 2016         | 2017         | 2018         | 2019         | 2020         |
|-------------------------------|----------------------|--------------|--------------|--------------|--------------|--------------|
| <b>Total</b>                  | <b>Beneficiaries</b> | <b>2,051</b> | <b>2,011</b> | <b>1,956</b> | <b>1,909</b> | <b>1,881</b> |
|                               | <b>Male</b>          | <b>5</b>     | <b>5</b>     | <b>5</b>     | <b>5</b>     | <b>5</b>     |
|                               | <b>Female</b>        | <b>2,046</b> | <b>2,006</b> | <b>1,951</b> | <b>1,904</b> | <b>1,876</b> |
|                               | <b>€ 000</b>         | <b>1,817</b> | <b>1,771</b> | <b>1,741</b> | <b>1,693</b> | <b>1,642</b> |
| Widows Pensions <sup>1</sup>  | Beneficiaries        | 2,051        | 2,011        | 1,956        | 1,909        | 1,881        |
|                               | Male                 | 5            | 5            | 5            | 5            | 5            |
|                               | Female               | 2,046        | 2,006        | 1,951        | 1,904        | 1,876        |
|                               | € 000                | 534          | 521          | 518          | 500          | 487          |
| Bonus                         | Beneficiaries        | -            | -            | -            | -            | -            |
|                               | € 000                | 1,283        | 1,250        | 1,222        | 1,193        | 1,155        |
| <b>% of social protection</b> |                      | <b>0.1</b>   | <b>0.1</b>   | <b>0.1</b>   | <b>0.1</b>   | <b>0.1</b>   |

Sources: Annual Financial Report - Treasury Department; Ministry for Gozo.

<sup>1</sup> Pensions paid under the Widows' and Orphans' Pensions Act (Cap. 58) and Pensions Specially authorised in extraordinary cases (such as the death of a policeman whilst on duty).

### 5.3 EU Comparison

The EU's outlay towards survivors' benefits amounted to 6.1 per cent of the 2019 social expenditure, in line with the previous year. Member States forming the Euro Area allocated a higher amount, with 6.4 per cent of their combined outlay covering these benefits, a marginal 0.1 percentage point drop from 2019. Spain (9.8 per cent) and Greece (9.5 per cent) reported the highest survivors' ratios, while Estonia (0.3 per cent) and Denmark (0.8 per cent) witnessed the lowest percentages. Malta's survivors' ratio amounted to 7.8 per cent, a 0.4 percentage point drop from the previous year, which ranked the country in sixth place among its EU counterparts (Table 5.5).

Chart 5.1: Ratio of Survivors to total Social Protection (EU): 2019

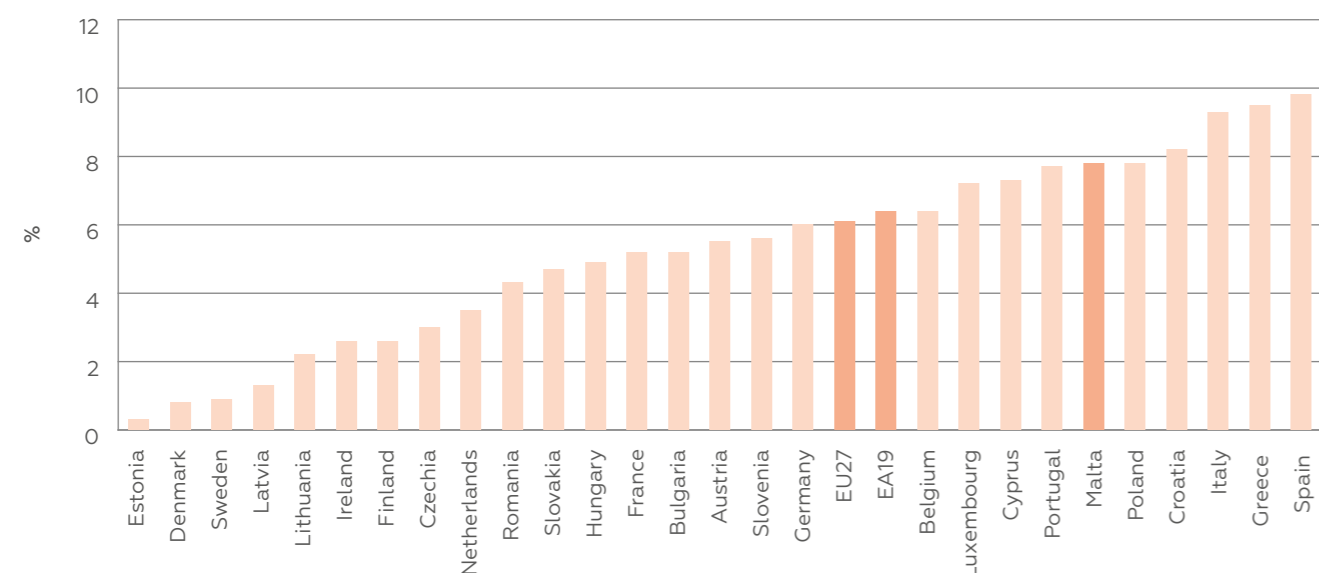


Table 5.5 Survivors function as a percentage of social protection by period and EU country

|              | 2016       | 2017       | 2018       | 2019       |
|--------------|------------|------------|------------|------------|
| <b>EU27</b>  | <b>6.3</b> | <b>6.2</b> | <b>6.1</b> | <b>6.1</b> |
| <b>EA19</b>  | <b>6.7</b> | <b>6.6</b> | <b>6.5</b> | <b>6.4</b> |
| Belgium      | 6.6        | 6.5        | 6.3        | 6.4        |
| Bulgaria     | 5.4        | 5.4        | 5.3        | 5.2        |
| Czechia      | 3.3        | 3.2        | 3.1        | 3.0        |
| Denmark      | 0.7        | 0.8        | 0.8        | 0.8        |
| Germany      | 6.3        | 6.2        | 6.1        | 6.0        |
| Estonia      | 0.3        | 0.3        | 0.3        | 0.3        |
| Ireland      | 2.6        | 2.7        | 2.6        | 2.6        |
| Greece       | 10.6       | 10.0       | 9.6        | 9.5        |
| Spain        | 10.0       | 9.8        | 9.7        | 9.8        |
| France       | 5.4        | 5.3        | 5.3        | 5.2        |
| Croatia      | 8.9        | 8.7        | 8.5        | 8.2        |
| Italy        | 9.6        | 9.5        | 9.4        | 9.3        |
| Cyprus       | 7.2        | 7.3        | 7.8        | 7.3        |
| Latvia       | 1.2        | 1.3        | 1.2        | 1.3        |
| Lithuania    | 2.8        | 2.6        | 2.4        | 2.2        |
| Luxembourg   | 7.9        | 7.7        | 7.4        | 7.2        |
| Hungary      | 5.5        | 5.3        | 5.1        | 4.9        |
| <b>Malta</b> | <b>8.2</b> | <b>8.3</b> | <b>8.2</b> | <b>7.8</b> |
| Netherlands  | 4.0        | 3.8        | 3.7        | 3.5        |
| Austria      | 5.9        | 5.8        | 5.6        | 5.5        |
| Poland       | 9.1        | 8.9        | 8.8        | 7.8        |
| Portugal     | 7.6        | 7.6        | 7.7        | 7.7        |
| Romania      | 4.3        | 4.4        | 4.3        | 4.3        |
| Slovenia     | 6.2        | 5.9        | 5.8        | 5.6        |
| Slovakia     | 4.8        | 4.9        | 5.0        | 4.7        |
| Finland      | 2.6        | 2.7        | 2.7        | 2.6        |
| Sweden       | 1.1        | 1.0        | 1.0        | 0.9        |

Source: Eurostat



## 06 FAMILY/CHILDREN

---

The Family/Children function includes cash benefits provided to households with children, various childcare services available to families along with any other social services provided with the specific intention to assist families.

In 2020, the Family/Children benefits totalled €121.7 million, representing a 4.0 per cent increase from 2019 and a 4.6 per cent share of the total social expenditure. The rise is mainly the result of a €4.2 million increase reported under Social Security Non-Contributory Benefits, in addition to an increase of €0.7 million reported under the Energy Benefit scheme (Table 6.1).

Table 6.1 Family/Children gross expenditure by period and scheme

| Schemes                                    | 2016          | 2017           | 2018           | 2019           | 2020           | Share of Scheme (2020) |
|--|---------------|----------------|----------------|----------------|----------------|------------------------|
|  | € 000         |                |                |                |                |                        |
| Social Security Contributory Benefits      | 4,864         | 4,324          | 4,213          | 4,153          | 3,758          | 0.4                    |
| Social Security Non-Contributory Benefits  | 67,247        | 65,044         | 64,166         | 63,540         | 67,711         | 34.0                   |
| Family and Social Welfare                  | 14,531        | 21,666         | 28,639         | 36,479         | 36,543         | 91.0                   |
| Non-Profit Institutions Serving Households | 2,103         | 2,148          | 2,127          | 2,127          | 2,264          | 13.0                   |
| Appogóg                                    | 4,370         | 3,131          | 3,111          | 5,586          | 5,609          | 65.9                   |
| Energy Benefit                             | 4,702         | 5,745          | 5,574          | 5,060          | 5,755          | 100.0                  |
| Bus Fare Subsidy                           | 120           | 114            | 106            | 97             | 41             | 2.2                    |
| <b>Total</b>                               | <b>97,936</b> | <b>102,171</b> | <b>107,936</b> | <b>117,042</b> | <b>121,682</b> | -                      |
| <b>% of social protection</b>              | <b>5.7</b>    | <b>5.6</b>     | <b>5.7</b>     | <b>5.7</b>     | <b>4.6</b>     | -                      |

## 6.1 Social Security Benefits

Family-related social benefits amounted to €71.5 million, or 58.7 per cent of the total family/children expenditure for 2020. In relation to 2019, this represented a €3.8 million rise, following an increase of €4.2 million witnessed under Non-Contributory Family Benefits that was marginally offset by a €0.4 million decrease in Contributory Benefits. A considerable majority of the €71.5 million in expenditure went towards Non-Contributory Benefits (€67.7 million), disaggregated into Child Allowance (€41.8 million), Total Social Assistance (€18.1 million), In-Work Benefit (€6.7 million) and bonus payments (€1.1 million). Contributory Family Benefits totalled €3.8 million, which was split between the Maternity Benefit (€3.3 million) and the Marriage Grant (€0.4 million) (Table 6.2).

From a beneficiaries perspective, 48,999 persons benefitted from a family benefit in 2020, a minor increase of 0.2 per cent from 2019. Female recipients totalled 44,462, more than nine times higher than the number of males (4,537). A significant majority of persons obtained a Child Allowance (43,653), where flat rate beneficiaries (26,972) outweighed means-tested recipients (18,635) by a ratio of 1.4:1 (Table 6.3). This continued a long-standing trend of there being a higher number of flat rate recipients, which has persisted since 2013 (Chart 6.1).

Table 6.2 Social security family benefits expenditure by period and description

|   | 2016          | 2017          | 2018          | 2019          | 2020          |
|---|---------------|---------------|---------------|---------------|---------------|
|   | € 000         |               |               |               |               |
| <b>Other Benefits</b>                         | <b>4,864</b>  | <b>4,324</b>  | <b>4,213</b>  | <b>4,153</b>  | <b>3,758</b>  |
| Marriage Grant                                | 896           | 849           | 830           | 778           | 440           |
| Maternity Benefit                             | 3,403         | 3,470         | 3,383         | 3,375         | 3,318         |
| Widows Remarriage Grant <sup>1</sup>          | 565           | 5             | -             | -             | -             |
| <b>Total Contributory Family Benefits</b>     | <b>4,864</b>  | <b>4,324</b>  | <b>4,213</b>  | <b>4,153</b>  | <b>3,758</b>  |
| <b>Child Allowance</b>                        | <b>40,825</b> | <b>39,679</b> | <b>39,312</b> | <b>39,511</b> | <b>41,795</b> |
| Children's Allowance                          | 39,410        | 38,371        | 37,547        | 37,665        | 39,346        |
| Foster Care Allowance                         | 1,414         | 1,308         | 1,766         | 1,846         | 1,638         |
| Child Benefit Bonus <sup>2</sup>              | -             | -             | -             | -             | 811           |
| <b>Total In-Work Benefit</b>                  | <b>2,259</b>  | <b>2,446</b>  | <b>3,754</b>  | <b>4,430</b>  | <b>6,650</b>  |
| In-Work Benefit                               | 2,259         | 2,446         | 3,754         | 4,430         | 5,997         |
| In-Work Supplement <sup>3</sup>               | -             | -             | -             | -             | 653           |
| <b>Total Social Assistance</b>                | <b>22,688</b> | <b>21,523</b> | <b>19,824</b> | <b>18,418</b> | <b>18,135</b> |
| Social Assistance (LSW <sup>4</sup> )         | 7,885         | 7,574         | 6,928         | 6,331         | 6,080         |
| Single Unmarried Parents Bonus                | 14,804        | 13,948        | 12,896        | 12,087        | 12,055        |
| Bonus   | 1,476         | 1,396         | 1,276         | 1,182         | 1,132         |
| <b>Total Non-Contributory Family Benefits</b> | <b>67,247</b> | <b>65,044</b> | <b>64,166</b> | <b>63,540</b> | <b>67,711</b> |
| <b>Total</b>                                  | <b>72,111</b> | <b>69,368</b> | <b>68,379</b> | <b>67,693</b> | <b>71,470</b> |
| <b>% of social protection</b>                 | <b>4.2</b>    | <b>3.8</b>    | <b>3.6</b>    | <b>3.3</b>    | <b>2.7</b>    |

Source: DAS.

<sup>1</sup> After the first payment of 2017, the Re-Marriage Gratuity became inactive with recipients being converted to a Widows Pension.

<sup>2</sup> Introduced in 2020.

<sup>3</sup> One-time payment made to In-Work Benefit beneficiaries.

<sup>4</sup> "Legally Separated Women".

Chart 6.1: Children's Allowance beneficiaries (Means-tested vs Flat Rate): 2011 - 2020



Table 6.3 Social security family beneficiaries by period, sex and description

|                                       | 2016         |               |               | 2017         |               |               | 2018         |               |               |
|---------------------------------------|--------------|---------------|---------------|--------------|---------------|---------------|--------------|---------------|---------------|
|                                       | Male         | Female        | Total         | Male         | Female        | Total         | Male         | Female        | Total         |
| Other Benefits                        | 1,698        | 5,209         | 6,907         | 1,581        | 5,129         | 6,710         | 1,510        | 4,881         | 6,391         |
| Marriage Grant                        | 1,686        | 1,586         | 3,272         | 1,568        | 1,497         | 3,065         | 1,503        | 1,455         | 2,958         |
| Maternity Benefit                     | -            | 3,601         | 3,601         | 2            | 3,691         | 3,693         | 7            | 3,544         | 3,551         |
| Widows Remarriage Grant <sup>1</sup>  | 12           | 80            | 92            | 12           | 79            | 91            | -            | -             | -             |
| Child Allowance                       | 562          | 42,263        | 42,825        | 564          | 42,379        | 42,943        | 574          | 42,835        | 43,409        |
| Children's Allowance (means-tested)   | 399          | 17,100        | 17,499        | 391          | 16,102        | 16,493        | 401          | 17,125        | 17,526        |
| Children's Allowance (flat rate)      | 156          | 25,826        | 25,982        | 171          | 27,088        | 27,259        | 171          | 26,220        | 26,391        |
| Foster Care Allowance                 | 10           | 179           | 189           | 9            | 170           | 179           | 13           | 178           | 191           |
| Child Benefit Bonus <sup>2</sup>      | -            | -             | -             | -            | -             | -             | -            | -             | -             |
| Total In-Work Benefit                 | 1,226        | 1,068         | 2,294         | 2,114        | 1,257         | 3,371         | 2,941        | 1,573         | 4,514         |
| In-Work Benefit                       | 1,226        | 1,068         | 2,294         | 2,114        | 1,257         | 3,371         | 2,941        | 1,573         | 4,514         |
| In-Work Supplement <sup>3</sup>       | -            | -             | -             | -            | -             | -             | -            | -             | -             |
| Total Social Assistance               | 58           | 3,437         | 3,495         | 55           | 3,206         | 3,261         | 42           | 2,919         | 2,961         |
| Social Assistance (LSW <sup>4</sup> ) | -            | -             | -             | -            | -             | -             | -            | -             | -             |
| Single Unmarried Parents              | 58           | 3,437         | 3,495         | 55           | 3,206         | 3,261         | 42           | 2,919         | 2,961         |
| <b>Total</b>                          | <b>3,416</b> | <b>44,416</b> | <b>47,832</b> | <b>4,201</b> | <b>44,726</b> | <b>48,927</b> | <b>4,936</b> | <b>44,970</b> | <b>49,906</b> |

|                                       | 2019         |               |               | 2020         |               |               |
|---------------------------------------|--------------|---------------|---------------|--------------|---------------|---------------|
|                                       | Male         | Female        | Total         | Male         | Female        | Total         |
| Other Benefits                        | 1,391        | 4,828         | 6,219         | 770          | 4,080         | 4,850         |
| Marriage Grant                        | 1,389        | 1,362         | 2,751         | 769          | 736           | 1,505         |
| Maternity Benefit                     | 2            | 3,585         | 3,587         | 1            | 3,453         | 3,454         |
| Widows Remarriage Grant <sup>1</sup>  | -            | -             | -             | -            | -             | -             |
| Child Allowance                       | 555          | 41,675        | 42,230        | 538          | 43,115        | 43,653        |
| Children's Allowance (means-tested)   | 389          | 16,870        | 17,259        | 371          | 18,264        | 18,635        |
| Children's Allowance (flat rate)      | 166          | 25,256        | 25,422        | 171          | 26,801        | 26,972        |
| Foster Care Allowance                 | 12           | 179           | 191           | 11           | 176           | 187           |
| Child Benefit Bonus <sup>2</sup>      | -            | -             | -             | -            | 2,987         | 2,987         |
| Total In-Work Benefit                 | 3,252        | 1,884         | 5,136         | 3,329        | 2,008         | 5,337         |
| In-Work Benefit                       | 3,252        | 1,884         | 5,136         | 3,329        | 2,008         | 5,337         |
| In-Work Supplement <sup>3</sup>       | -            | -             | -             | 1,920        | 1,356         | 3,276         |
| Total Social Assistance               | 38           | 2,696         | 2,734         | 39           | 2,577         | 2,616         |
| Social Assistance (LSW <sup>4</sup> ) | -            | -             | -             | -            | -             | -             |
| Single Unmarried Parents              | 38           | 2,696         | 2,734         | 39           | 2,577         | 2,616         |
| <b>Total</b>                          | <b>5,083</b> | <b>43,830</b> | <b>48,913</b> | <b>4,537</b> | <b>44,462</b> | <b>48,999</b> |

Source: DSS Unique Beneficiaries Report.

Note:  
As persons obtaining two or more benefits are counted only once, aggregates are not necessarily equal to the sum of the corresponding benefits.

<sup>1</sup> After the first payment of 2017, the Re-Marriage Gratuity became inactive with recipients being converted to a Widows Pension.

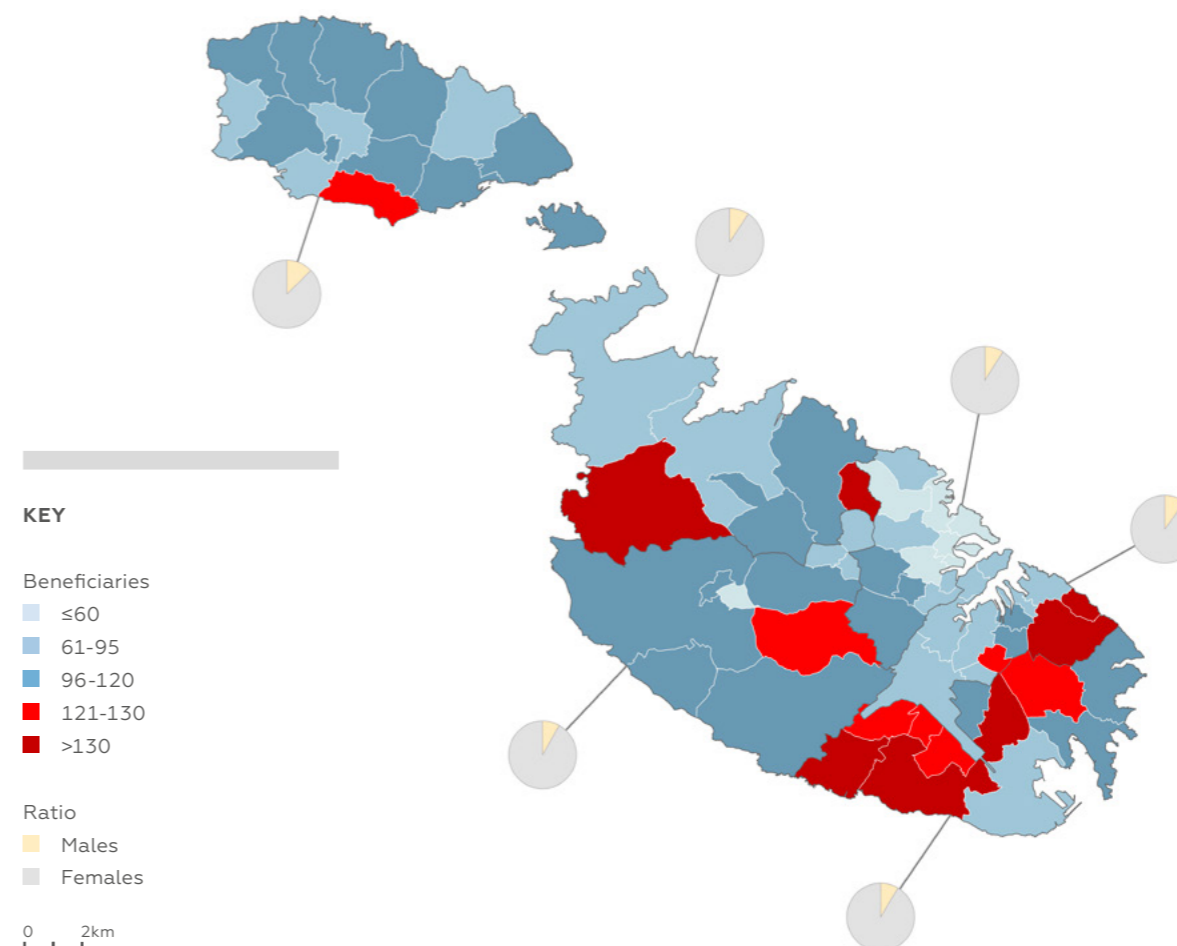
<sup>2</sup> Introduced in 2020.

<sup>3</sup> One-time payment made in 2020 to In-Work Benefit beneficiaries.

<sup>4</sup> As a breakdown is not available, the total beneficiaries are included under Social Assistance classified under the Sickness function (refer to Table 2.3).

During 2020, 9.4 per cent of the national population was entitled to some form of family benefit. The largest share of family beneficiaries-to-population was exhibited in the South Eastern district (115 persons per 1,000 population), which was 1.6 times higher than the lowest rate registered in the Northern Harbour area (71 persons per 1,000 population). Ix-Xgħajra witnessed the highest ratio of recipients, with 150 persons per 1,000 population, ahead of Ħal Għargħur (148 persons per 1,000 population) and L-Imġarr (142 persons per 1,000 population). In contrast, the lowest proportions were reported in Tas-Sliema (36 persons per 1,000 population), San Ġiljan (38 persons per 1,000 population), L-Imdina and Il-Gżira (both 45 persons per 1,000 population) (Map 6.1).

Map 6.1 Beneficiaries of family/children benefits per 1,000 population by district, locality and sex: 2020





## 6.2 Family and Social Welfare

In total, family services offered under the Family and Social Welfare scheme amounted to €36.5 million in 2020, in line with the previous year. Childcare services represented a considerable proportion of the outlay spent, amounting to €28.3 million, or 77.4 per cent, of the total. During the five year period being analysed, outlay injected into the free Child Care for All scheme rose by €14.7 million, highlighting the increasing importance for parents, particularly those in employment, to have more accessible childcare services. The remaining €8.1 million in spending primarily funded support given to families by the Foundation for Social Welfare Services (€4.9 million) and Aġenzija Għall-Ħarsien Tat-Tfal (€3.2 million) (Table 6.4).

At the end of 2020, there were 149 centres enrolled in the 'Child Care for All' scheme. The largest proportion were in the Northern Harbour district (58), while only three childcare centres were found in Gozo and Comino (Chart 6.2). Il-Mosta and San Ġwann contain the largest number of childcare centres, with ten and eight, respectively.

Table 6.4 Family and Social Welfare by period and description

|   | 2016          | 2017          | 2018          | 2019          | 2020          |
|---|---------------|---------------|---------------|---------------|---------------|
| <b>Expenditure (€ 000)</b>                          | <b>14,531</b> | <b>21,666</b> | <b>28,639</b> | <b>36,479</b> | <b>36,543</b> |
| <i>of which</i>                                     |               |               |               |               |               |
| Aġenzija Għall-Ħarsien Tat-Tfal <sup>1</sup>        | -             | 2,200         | 2,473         | 2,950         | 3,200         |
| Child Care Centres                                  | 1,749         | 1,750         | 2,000         | 2,092         | 2,100         |
| Child Care for All                                  | 11,500        | 15,731        | 20,592        | 26,260        | 26,182        |
| Foundation for Social Welfare Services <sup>1</sup> | -             | 635           | 2,042         | 4,996         | 4,915         |
| <b>% of social protection</b>                       | <b>0.8</b>    | <b>1.2</b>    | <b>1.5</b>    | <b>1.8</b>    | <b>1.4</b>    |

Source: Annual Financial Report - Treasury Department.

<sup>1</sup> Introduced in 2017.

Chart 6.2: Distribution of child care centres in Child Care for All Scheme

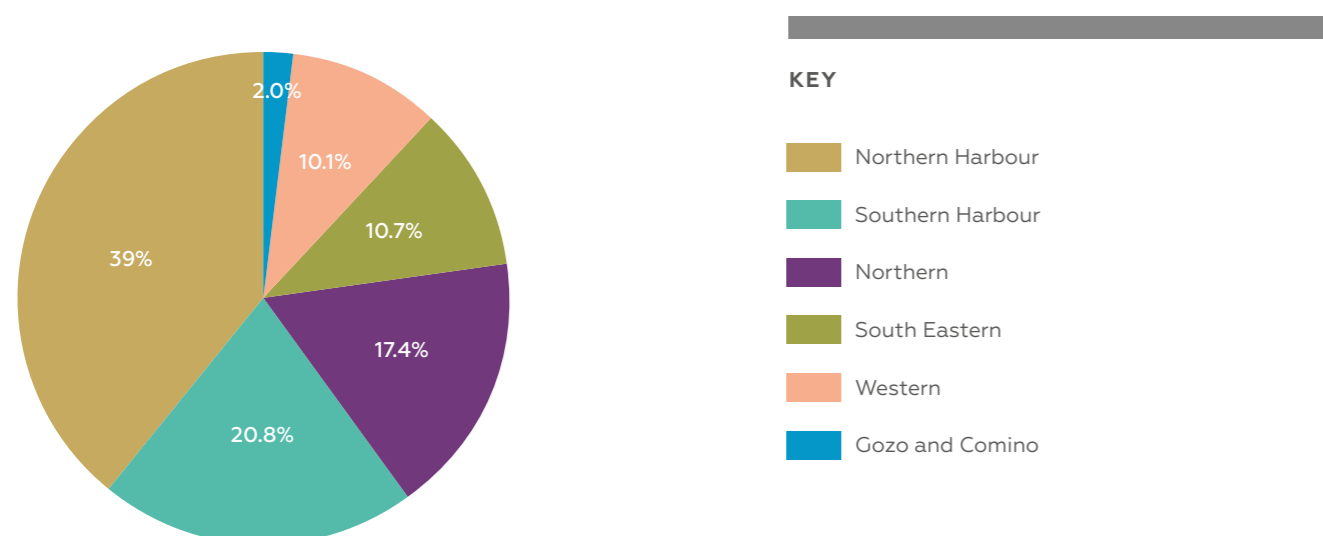


Table 6.5 Number of cases worked with at FSWS by period and description

|   | 2016  | 2017  | 2018  | 2019  | 2020  |
|---|-------|-------|-------|-------|-------|
| <b>Agency for Community and Therapeutic Services</b>            |       |       |       |       |       |
| Home based Therapeutic Services (Malta cases)                   | -     | 321   | 503   | 641   | 763   |
| Incredible Years  | -     | -     | -     | 104   | 277   |
| Community Services <sup>1</sup>                                 | 970   | 891   | 2,271 | 2,562 | 1,523 |
| <b>Directorate for Alternative Care</b>                         |       |       |       |       |       |
| Looked After Children   | 451   | 464   | 483   | 544   | 457   |
| Fostering Service <sup>2</sup>                                  | 243   | 230   | 244   | 251   | 662   |
| Adoption Service <sup>3</sup>                                   | 393   | 424   | 346   | 444   | 539   |
| High Support Service  | 53    | 30    | 41    | 23    | 22    |
| Community Homes Service   | 6     | 11    | 12    | 33    | 40    |
| Youth in Focus Service  | 233   | 211   | 192   | 240   | 269   |
| Embark 4 Life   | 181   | 188   | 191   | 207   | 354   |
| Adolescent Day Programme Service                                | 15    | 14    | 21    | 19    | 17    |
| Supervised Access Visits <sup>4</sup>                           | 290   | 292   | 266   | 278   | -     |
| Court Services <sup>4</sup>                                     | 107   | 139   | 165   | 179   | -     |
| Court Services & Supervised Access Visits (All)                 | -     | -     | -     | -     | 482   |
| <b>Directorate for Child Protection</b>                         |       |       |       |       |       |
| Child Protection Services                                       | 1,313 | 1,166 | 752   | 1,318 | 2,115 |
| <b>Gozo Branch Operations<sup>5</sup></b>                       |       |       |       |       |       |
| Generic Social Work Service                                     | -     | -     | -     | 133   | 327   |
| Marsalforn Community Service                                    | -     | -     | -     | 25    | 98    |
| Victoria Community Family Centre                                | -     | -     | -     | 33    | 50    |
| Home Based Therapeutic Services                                 | -     | -     | -     | 60    | 71    |
| Psychotherapeutic Services                                      | -     | -     | -     | -     | 35    |
| Looked After Children   | -     | -     | -     | 23    | 23    |
| Fostering Service (approved or potential foster carer families) | -     | -     | -     | 29    | 29    |
| Home-Start  | -     | -     | -     | 90    | 78    |
| Courts & Supervised Access Visits <sup>6</sup>                  | -     | -     | -     | 11    | 13    |
| Gozo Prison Project   | -     | -     | -     | 7     | 18    |
| Gozo General Hospital Social Work Service                       | 272   | 387   | 404   | 495   | 522   |
| Gozo General Hospital - Psychiatric Unit Social Work Service    | -     | -     | -     | -     | 58    |

Source: FSWS

<sup>1</sup> Prior to 2019, the service formed part of Appogg. The 2018 data was revised with the additions of LEAP centres data but the LEAP were amalgamated into Community Services and the service expanded the number of Centres within the communities.

<sup>2</sup> Reported 'number of foster carers' up to 2019.

<sup>3</sup> Reported 'number of cases active at end of December' up to 2019.

<sup>4</sup> Discontinued in 2020 and amalgamated into a new service 'Court Services & Supervised Access Visits'.

<sup>5</sup> As from 2019, data started being reported through research. The exception being 'Gozo General Hospital Social Work Service that had retrospective data from 2016.

<sup>6</sup> Some cases are also reported under 'Court Services & Supervised Access Visits (All)' under Directorate for Alternative Care.

### 6.3 Appoġġ

Social spending to cover family services offered by Aġenzija Appoġġ amounted to €5.6 million, in line with 2019. Throughout the year, there were more than 19,200 calls made to the national helpline Supportline 179, which offers support to persons facing times of difficulty or crisis. With regard to the other services, there were 2,068 cases reported between the Intake and Family Support (1,384), Children and Young People's (362), Benniena (258) and Home-Start (Malta) (64) services (Table 6.6).

Table 6.6 Appoġġ family services by period and description

|                                     | 2016         | 2017         | 2018         | 2019         | 2020         |
|-------------------------------------|--------------|--------------|--------------|--------------|--------------|
| <b>Expenditure (€ 000)</b>          | <b>4,370</b> | <b>3,131</b> | <b>3,111</b> | <b>5,586</b> | <b>5,609</b> |
| Number of cases                     |              |              |              |              |              |
| Benniena Service                    | 241          | 266          | 231          | 212          | 258          |
| Children and Young People's Service | -            | 138          | 292          | 533          | 362          |
| Home-Start (Malta)                  | -            | -            | -            | 56           | 64           |
| Intake and Family Support Service   | 1,825        | 1,335        | 1,366        | 1,532        | 1,384        |
| Supportline 179 (calls received)    | 11,998       | 11,388       | 12,055       | 19,043       | 19,237       |
| <b>% of social protection</b>       | <b>0.3</b>   | <b>0.2</b>   | <b>0.2</b>   | <b>0.3</b>   | <b>0.2</b>   |

Source:

- (i) expenditure: Appoġġ (Annual accounts provided to the NSO),
- (ii) services: FSWS.

Note:

Expenditure is estimated.

### 6.4 Other Schemes

There were 18,064 persons in receipt of the Energy Benefit in 2020, 1,404 lower than the 19,468 reported in 2019. Expenditure rose by €0.7 million (Table 6.7).

Table 6.7 Energy Benefit by period and description

|                               | 2016         | 2017         | 2018         | 2019         | 2020         |
|-------------------------------|--------------|--------------|--------------|--------------|--------------|
| <b>Expenditure (€ 000)</b>    | <b>4,702</b> | <b>5,745</b> | <b>5,574</b> | <b>5,060</b> | <b>5,755</b> |
| Number of households          | 23,619       | 22,227       | 20,061       | 19,468       | 18,064       |
| <b>% of social protection</b> | <b>0.3</b>   | <b>0.3</b>   | <b>0.3</b>   | <b>0.2</b>   | <b>0.2</b>   |

Sources: Annual Financial Report - Treasury Department; DSS.

Non-profit services for families, mainly consisting of children's homes forming part of the Archdiocese of Malta, totalled €2.3 million in outlay in 2020. This highlighted a €0.1 million drop from the previous year (Table 6.8).

Table 6.8 Non-profit child and family services by period and description

| Year                          | 2016         | 2017         | 2018         | 2019         | 2020         |
|-------------------------------|--------------|--------------|--------------|--------------|--------------|
| <b>Expenditure (€ 000)</b>    | <b>2,103</b> | <b>2,148</b> | <b>2,127</b> | <b>2,127</b> | <b>2,264</b> |
| <b>% of social protection</b> | <b>0.1</b>   | <b>0.1</b>   | <b>0.1</b>   | <b>0.1</b>   | <b>0.1</b>   |

Source: National Accounts Unit, NSO.

Note:

Expenditure is estimated.

## 6.5 EU Comparison

Family/Children benefits amounted to 8.4 per cent of the EU's social spending for 2019, 0.1 percentage points higher than 2018. The ratio was slightly lower for the Euro Area countries with 8.0 per cent used to cover such benefits, in line with the previous year. The countries exhibiting the highest percentage of Family/Children benefits were Luxembourg (15.5 per cent), Poland (14.5 per cent) and Estonia (14.4 per cent). In contrast, Italy (4.0 per cent) reported the lowest share for family benefits, followed by Netherlands (4.5 per cent) and Portugal (5.2 per cent). Malta allocated 5.6 per cent of its social outlay towards Family/Children benefits, placing the country as the 23<sup>rd</sup> lowest among EU Member States (Table 6.9).

Chart 6.3: Ratio of Family/Children to total Social Protection (EU): 2019

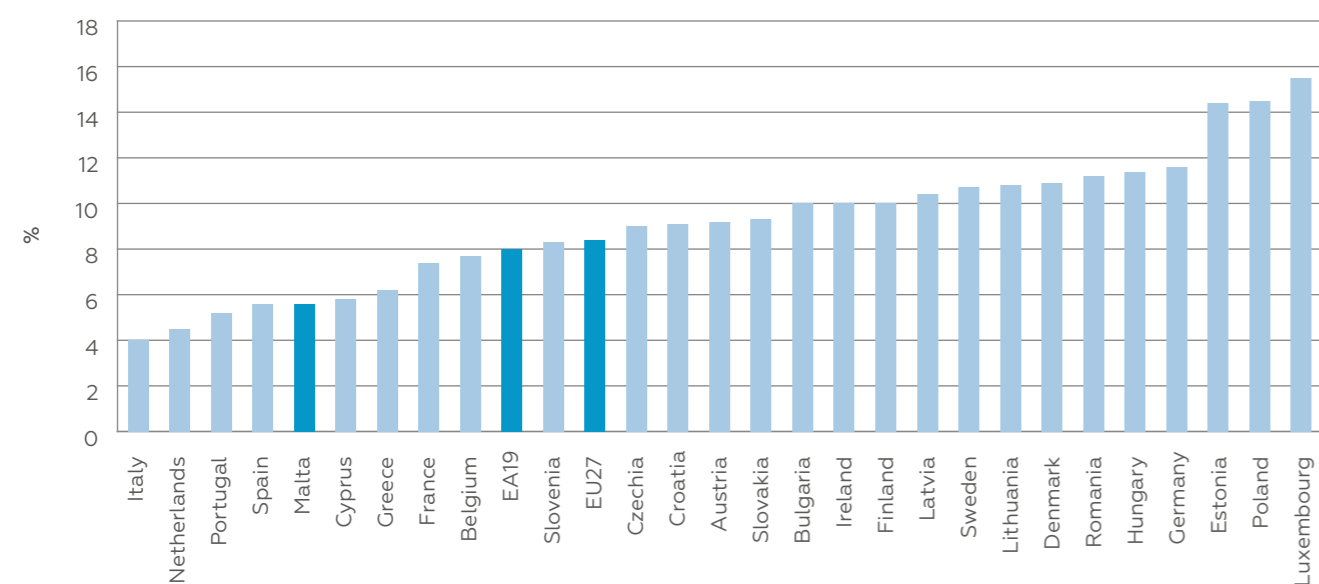


Table 6.9 Family/Children function as a percentage of social protection by period and EU country

|              | 2016       | 2017       | 2018       | 2019       |
|--------------|------------|------------|------------|------------|
| <b>EU27</b>  | <b>8.2</b> | <b>8.3</b> | <b>8.3</b> | <b>8.4</b> |
| <b>EA19</b>  | <b>7.8</b> | <b>7.9</b> | <b>8.0</b> | <b>8.0</b> |
| Belgium      | 7.5        | 7.6        | 7.5        | 7.7        |
| Bulgaria     | 10.4       | 10.7       | 10.4       | 10.0       |
| Czechia      | 8.7        | 8.8        | 9.2        | 9.0        |
| Denmark      | 11.2       | 11.1       | 11.1       | 10.9       |
| Germany      | 11.4       | 11.5       | 11.6       | 11.6       |
| Estonia      | 13.0       | 13.1       | 14.4       | 14.4       |
| Ireland      | 10.7       | 10.4       | 10.3       | 10.0       |
| Greece       | 4.0        | 5.7        | 6.6        | 6.2        |
| Spain        | 5.4        | 5.4        | 5.5        | 5.6        |
| France       | 7.6        | 7.6        | 7.5        | 7.4        |
| Croatia      | 8.7        | 8.8        | 9.1        | 9.1        |
| Italy        | 4.1        | 4.1        | 4.0        | 4.0        |
| Cyprus       | 6.8        | 6.7        | 6.8        | 5.8        |
| Latvia       | 11.1       | 11.0       | 10.9       | 10.4       |
| Lithuania    | 7.8        | 8.3        | 10.3       | 10.8       |
| Luxembourg   | 15.6       | 15.5       | 15.6       | 15.5       |
| Hungary      | 11.9       | 12.1       | 11.8       | 11.4       |
| <b>Malta</b> | <b>5.7</b> | <b>5.5</b> | <b>5.6</b> | <b>5.6</b> |
| Netherlands  | 4.0        | 4.2        | 4.2        | 4.5        |
| Austria      | 9.6        | 9.5        | 9.4        | 9.2        |
| Poland       | 12.5       | 13.3       | 13.0       | 14.5       |
| Portugal     | 4.9        | 4.9        | 5.1        | 5.2        |
| Romania      | 9.6        | 10.3       | 10.2       | 11.2       |
| Slovenia     | 7.5        | 8.3        | 8.4        | 8.3        |
| Slovakia     | 9.0        | 9.1        | 8.8        | 9.3        |
| Finland      | 9.9        | 9.8        | 10.0       | 10.0       |
| Sweden       | 10.3       | 10.1       | 10.6       | 10.7       |

Source: Eurostat



## 07 UNEMPLOYMENT

---

Benefits paid to either compensate an individual for the loss of his/her gainful employment or to cover the income (whole or partly) of persons who retire from employment prior to the statutory retirement age form the core of the outlay classified under the Unemployment function. Training programmes provided to unemployed people actively searching for employment are also classified under this function.

In 2020, 16.7 per cent of Malta's social outlay was allocated to the Unemployment function. In expenditure terms, this amounted to €438.0 million, which represents a substantial €413.1 million rise from 2019. The significant increase was the result of COVID-19 employment support measures, with €410.2 million contributed by the Government to ease the economic and social impact of the pandemic during 2020. In addition to this expenditure, the remaining €27.8 million in outlay went towards unemployment social security benefits (€16.8 million), Jobsplus schemes (€7.8 million), energy and water subsidies (€2.3 million) and former shipyard workers who had taken up the Government's early retirement offer (€0.9 million) (Table 7.1).

Table 7.1 Unemployment gross expenditure by period and scheme

| Schemes                                    | 2016          | 2017          | 2018          | 2019          | 2020           | Share of Scheme (2020) |
|--|---------------|---------------|---------------|---------------|----------------|------------------------|
| € 000                                      |               |               |               |               |                |                        |
| Social Security Contributory Benefits      | 1,293         | 882           | 729           | 911           | 3,766          | 0.4                    |
| Social Security Non-Contributory Benefits  | 26,831        | 21,204        | 18,124        | 15,454        | 13,079         | 6.6                    |
| Non-Profit Institutions Serving Households | 9             | 9             | 9             | 9             | 10             | 0.1                    |
| Jobsplus                                   | 5,424         | 4,912         | 5,251         | 4,265         | 7,794          | 100.0                  |
| Subsidies on Utilities                     | 2,526         | 2,359         | 2,179         | 2,741         | 2,315          | 94.5                   |
| MDD/MSCL/MSY Voluntary Retirement Scheme   | 3,002         | 2,155         | 1,751         | 1,489         | 852            | 0.8                    |
| COVID-19 Support Measures                  | -             | -             | -             | -             | 410,181        | 100.0                  |
| <b>Total</b>                               | <b>39,086</b> | <b>31,521</b> | <b>28,043</b> | <b>24,869</b> | <b>437,997</b> | -                      |
| <b>% of social protection</b>              | <b>2.3</b>    | <b>1.7</b>    | <b>1.5</b>    | <b>1.2</b>    | <b>16.7</b>    | -                      |

## 4.1 Social Security Benefits

The pandemic caused a €0.5 million rise in unemployment benefits expenses in 2020, contrary to the trend in previous years' where such expenditure was on the decline. This increase mirrors a €2.9 million increase in Contributory Unemployment Benefits, corresponding to 3,183 additional persons compared to 2019 (Table 7.3), partially offset by lower expenditure under Total Social Assistance (€2.2 million) and Non-Contributory Bonus (€0.2 million) (Table 7.2).

Table 7.2 Social security unemployment benefits expenditure by period and description

|   | 2016          | 2017          | 2018          | 2019          | 2020          |
|---|---------------|---------------|---------------|---------------|---------------|
| € 000   |               |               |               |               |               |
| <b>Other Benefits</b>                               | <b>1,293</b>  | <b>882</b>    | <b>729</b>    | <b>911</b>    | <b>3,766</b>  |
| Special Unemployment Benefit                        | 291           | 185           | 124           | 127           | 274           |
| Unemployment Benefit <sup>1</sup>                   | 1,003         | 697           | 604           | 785           | 3,491         |
| <b>Total Contributory Unemployment Benefits</b>     | <b>1,293</b>  | <b>882</b>    | <b>729</b>    | <b>911</b>    | <b>3,766</b>  |
| <b>Total Social Assistance</b>                      | <b>25,193</b> | <b>19,912</b> | <b>17,028</b> | <b>14,521</b> | <b>12,311</b> |
| Social Assistance Board <sup>2</sup>                | 9             | 5             | -             | 7             | 6             |
| Unemployment Assistance                             | 10,293        | 6,005         | 4,664         | 3,886         | 3,696         |
| Subsidiary Unemployment Assistance                  | 6,500         | 5,767         | 5,346         | 4,546         | 4,584         |
| Unemployment Assistance Taper                       | 8,391         | 8,135         | 7,018         | 6,083         | 4,025         |
| Bonus   | 1,638         | 1,292         | 1,096         | 932           | 768           |
| <b>Total Non-Contributory Unemployment Benefits</b> | <b>26,831</b> | <b>21,204</b> | <b>18,124</b> | <b>15,454</b> | <b>13,079</b> |
| <b>Total</b>  | <b>28,125</b> | <b>22,086</b> | <b>18,853</b> | <b>16,365</b> | <b>16,845</b> |
| <b>% of social protection</b>                       | <b>1.6</b>    | <b>1.2</b>    | <b>1.0</b>    | <b>0.8</b>    | <b>0.6</b>    |

Source: DAS.

<sup>1</sup> The increase in unemployment benefit during 2020 is related to the introduction of the COVID-19 Additional Unemployment Benefit (Table 7.6), with payments first made in April 2020.

<sup>2</sup> For confidentiality reasons, Social Assistance Board outlay for 2018 is included under Unemployment Assistance.

Overall, there were 2,231 additional persons receiving an unemployment benefit in 2020, as a result of the increase in persons in receipt of Contributory Unemployment Benefits. In contrast, there were declines reported in the number of beneficiaries of Unemployment Assistance Taper (700) and Subsidiary Unemployment Assistance (117). The majority of recipients in 2020 were male (54.4 per cent). Despite the upturn in unemployment rate<sup>8</sup>, the number of unemployment beneficiaries by the end of 2020 (8,268) remained below that reported four years prior in 2016 (9,988) (Table 7.3).

<sup>8</sup> Refer to unemployment statistics as published on Eurostat [database](#).

Table 7.3 Social security unemployment beneficiaries by period, sex and description

|                                    | 2016         |              |              | 2017         |              |              | 2018         |              |              |
|------------------------------------|--------------|--------------|--------------|--------------|--------------|--------------|--------------|--------------|--------------|
|                                    | Male         | Female       | Total        | Male         | Female       | Total        | Male         | Female       | Total        |
| <b>Other Benefits</b>              | <b>1,219</b> | <b>558</b>   | <b>1,777</b> | <b>853</b>   | <b>411</b>   | <b>1,264</b> | <b>728</b>   | <b>371</b>   | <b>1,099</b> |
| Special Unemployment Benefit       | 290          | 61           | 351          | 168          | 42           | 210          | 129          | 54           | 183          |
| Unemployment Benefit <sup>1</sup>  | 1,163        | 550          | 1,713        | 817          | 402          | 1,219        | 703          | 364          | 1,067        |
| <b>Total Social Assistance</b>     | <b>5,631</b> | <b>2,920</b> | <b>8,551</b> | <b>4,029</b> | <b>3,102</b> | <b>7,131</b> | <b>3,280</b> | <b>3,074</b> | <b>6,354</b> |
| Social Assistance Board            | -            | 7            | 7            | -            | 6            | 6            | -            | 2            | 2            |
| Unemployment Assistance            | 2,955        | 643          | 3,598        | 1,543        | 411          | 1,954        | 1,073        | 319          | 1,392        |
| Subsidiary Unemployment Assistance | 2,044        | 267          | 2,311        | 1,631        | 243          | 1,874        | 1,452        | 208          | 1,660        |
| Unemployment Assistance Taper      | 988          | 2,072        | 3,060        | 1,102        | 2,499        | 3,601        | 893          | 2,580        | 3,473        |
| <b>Total</b>                       | <b>6,573</b> | <b>3,415</b> | <b>9,988</b> | <b>4,720</b> | <b>3,467</b> | <b>8,187</b> | <b>3,889</b> | <b>3,390</b> | <b>7,279</b> |

|                                    | 2019         |              |              | 2020         |              |              |
|------------------------------------|--------------|--------------|--------------|--------------|--------------|--------------|
|                                    | Male         | Female       | Total        | Male         | Female       | Total        |
| <b>Other Benefits</b>              | <b>768</b>   | <b>386</b>   | <b>1,154</b> | <b>2,505</b> | <b>1,832</b> | <b>4,337</b> |
| Special Unemployment Benefit       | 128          | 43           | 171          | 213          | 85           | 298          |
| Unemployment Benefit <sup>1</sup>  | 748          | 380          | 1,128        | 2,479        | 1,821        | 4,300        |
| <b>Total Social Assistance</b>     | <b>2,546</b> | <b>2,512</b> | <b>5,058</b> | <b>2,213</b> | <b>2,069</b> | <b>4,282</b> |
| Social Assistance Board            | -            | 6            | 6            | -            | 4            | 4            |
| Unemployment Assistance            | 842          | 257          | 1,099        | 829          | 278          | 1,107        |
| Subsidiary Unemployment Assistance | 1,191        | 163          | 1,354        | 1,078        | 159          | 1,237        |
| Unemployment Assistance Taper      | 600          | 2,110        | 2,710        | 358          | 1,652        | 2,010        |
| <b>Total</b>                       | <b>3,184</b> | <b>2,853</b> | <b>6,037</b> | <b>4,494</b> | <b>3,774</b> | <b>8,268</b> |

Source: DSS Unique Beneficiaries Report.

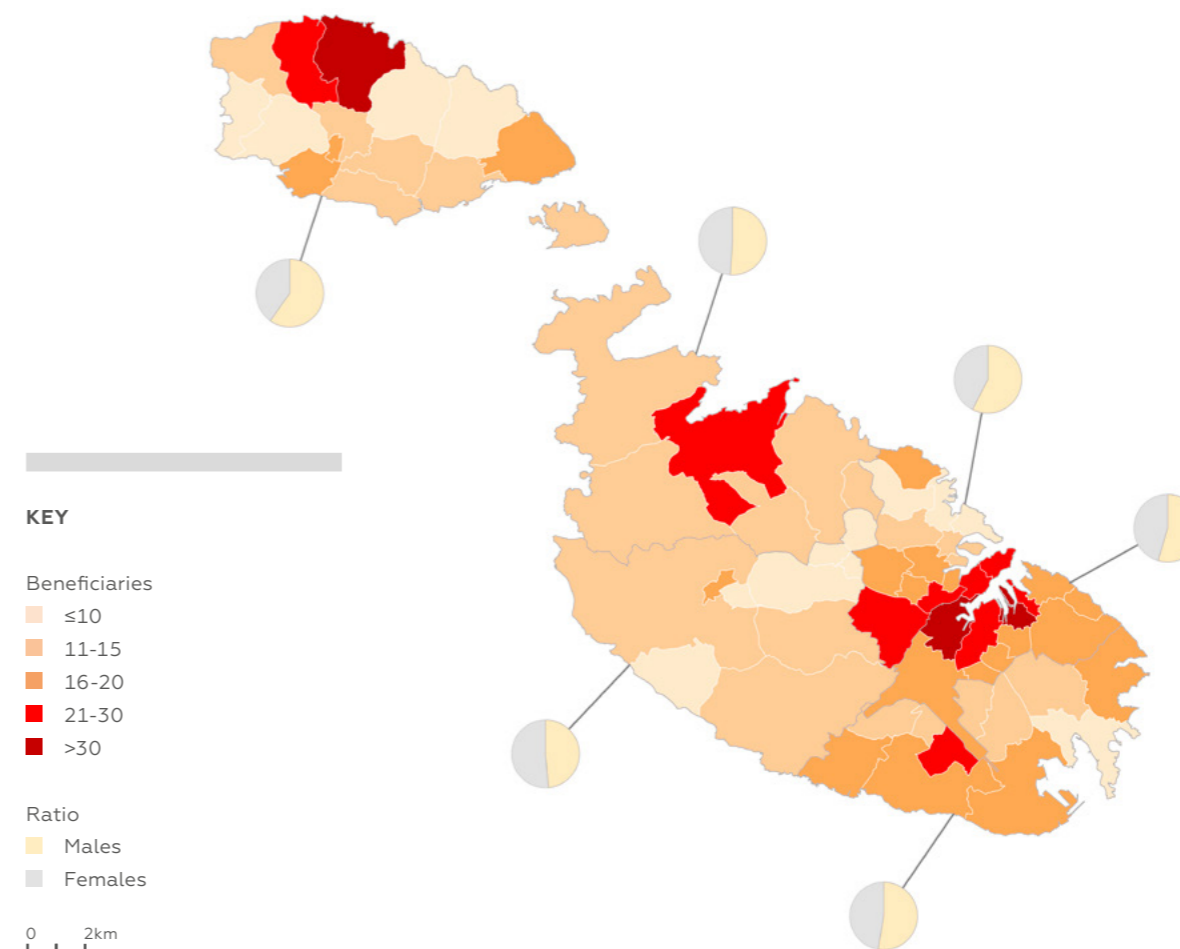
Notes:

As persons obtaining two or more benefits are counted only once, aggregates are not necessarily equal to the sum of the corresponding benefits.

<sup>1</sup> The increase in unemployment benefit beneficiaries is related to the introduction of the COVID-19 Additional Unemployment Benefit (Table 7.6), with payments first made in April 2020.

Unemployment beneficiaries continued to represent the lowest ratio (16 persons per 1,000 population) of recipients in Malta during 2020, slightly below disability beneficiaries (18 persons per 1,000 population; refer to Section 3.1) and nearly nine times lower than old age beneficiaries (138 persons per 1,000 population; refer to Section 4.1) that reported the largest ratio. The Southern Harbour registered the highest ratio of 23 recipients for every 1,000 persons, while the Western district exhibited the lowest ratio of 11 recipients for every 1,000 residents. From a locality perspective, Bormla (42 persons per 1,000 population) and Il-Marsa (38 persons per 1,000 population) recorded the largest ratios of unemployment recipients-to-population. In contrast, the smallest proportions were reported by San Lawrenz (4 persons per 1,000 population) and Is-Swieqi (7 persons per 1,000 population) (Map 7.1).

Map 7.1 Beneficiaries of unemployment benefits per 1,000 population by district, locality and sex: 2020



## 4.2 COVID-19 Support Measures

In response to the COVID-19 pandemic, in 2020, the Maltese Government introduced various measures to support the economy and assist businesses. The principal measure was the Wage Supplement scheme, the purpose of which was to maintain job security of employees working in sectors particularly affected by the pandemic, such as the tourism, food and catering, and air transport sectors. During 2020, the Government financed €395.7 million to cover the salaries of persons employed in such sectors. In all, the scheme helped to maintain the employment status of 88,930 persons.

Furthermore, the Government introduced various temporary social security benefits as assistance for the most vulnerable individuals working in the private sector, amounting to €14.5 million. Four benefits were introduced to cover persons who either lost their job because of the pandemic (covered under the Additional Unemployment Benefit), or who were unable to go to work due to their medical (Medical or Disability benefit) or parental situation (Parent Benefit). The latter three benefits were only payable to the applicant if they were unable to work from home. The Parent Benefit reported the highest number of recipients (4,601), resulting in €9.4 million in payments. This was followed by the Additional Unemployment Benefit (2,163 recipients; €2.1 million outlay<sup>9</sup>), the Medical Benefit (1,706 recipients; €2.5 million outlay) and, finally, the Disability Benefit (380 recipients; €0.5 million outlay) (Table 7.4).

Table 7.4 COVID-19 Support Measures: 2020

|                                      | Beneficiaries |               |               | Expenditure    |
|--------------------------------------|---------------|---------------|---------------|----------------|
|                                      | Male          | Female        | Total         | € 000          |
| <b>COVID-19 Benefits<sup>1</sup></b> | <b>2,716</b>  | <b>6,070</b>  | <b>8,786</b>  | <b>14,522</b>  |
| Additional Unemployment Benefit      | 1,191         | 972           | 2,163         | 2,133          |
| Disability Benefit                   | 209           | 171           | 380           | 523            |
| Medical Benefit                      | 772           | 934           | 1,706         | 2,505          |
| Parent Benefit                       | 563           | 4,038         | 4,601         | 9,361          |
| Wage Supplement                      | 54,122        | 34,808        | 88,930        | 395,660        |
| <b>Total</b>                         | <b>55,634</b> | <b>39,842</b> | <b>95,476</b> | <b>410,181</b> |

Sources: (1) Beneficiaries: (i) DSS Unique Beneficiaries Report, (ii) Malta Enterprise; (2) Expenditure: DAS.

Notes:

As persons obtaining two or more benefits are counted only once, aggregates are not necessarily equal to the sum of the corresponding benefits.

<sup>1</sup> Introduced to aid individuals working in the private sector who, as a result of the COVID-19 pandemic, became unemployed or unable to go to work due to medical or family reasons.

<sup>9</sup> Those persons also eligible to receive the Contributory Unemployment Benefit discussed in Section 7.1, between the two benefits received a weekly payment not exceeding €166.15 if working full-time or €103.85 if working part-time.

## 4.3 Jobsplus

In 2020, a total of €7.8 million was spent to cover Jobsplus schemes, reflecting a €3.5 million rise from the previous year. The increase was the result of €4.2 million additional expenditure towards Placement services and job search assistance, together with a €0.1 million rise in Vocational training allowance. In contrast, declines were witnessed under Vocational training (€0.5 million) and Other cash benefits (€0.3 million) (Table 7.5).

Table 7.5 Expenditure by Jobsplus by period and description

|  | 2016         | 2017         | 2018         | 2019         | 2020         |
|--|--------------|--------------|--------------|--------------|--------------|
|  | € 000        |              |              |              |              |
| <b>Cash benefits</b>                         | <b>2,538</b> | <b>2,686</b> | <b>1,997</b> | <b>1,946</b> | <b>1,767</b> |
| Vocational training allowance                | 1,599        | 1,764        | 1,514        | 1,464        | 1,606        |
| Other cash benefits                          | 939          | 922          | 483          | 481          | 161          |
| <b>Services</b>                              | <b>2,886</b> | <b>2,226</b> | <b>3,254</b> | <b>2,319</b> | <b>6,027</b> |
| Vocational training                          | 0            | 160          | 2,483        | 891          | 395          |
| Placement services and job search assistance | 2,886        | 2,066        | 771          | 1,429        | 5,632        |
| <b>Expenditure</b>                           | <b>5,424</b> | <b>4,912</b> | <b>5,251</b> | <b>4,265</b> | <b>7,794</b> |
| <b>% of social protection</b>                | <b>0.3</b>   | <b>0.3</b>   | <b>0.3</b>   | <b>0.2</b>   | <b>0.3</b>   |

Source: Jobsplus

Table 7.6 Persons on Jobsplus schemes

| Scheme                                 | Participants |       |       |       |       |
|--|--------------|-------|-------|-------|-------|
|  | 2016         | 2017  | 2018  | 2019  | 2020  |
| Access to Employment                   | 418          | 653   | 705   | 671   | 832   |
| Bridging the Gap                       | 114          | 124   | 70    | 93    | 80    |
| Cooperation Agreements                 | 191          | 193   | 127   | 111   | 171   |
| Document Management - 1                | 25           | 57    | 60    | 68    | 65    |
| LEAP2ENTERPRISE <sup>1</sup>           | -            | -     | 6     | 9     | 9     |
| LSF Headstart                          | 31           | 32    | 34    | 34    | 24    |
| Mature Workers Scheme                  | 62           | 54    | 36    | 11    | 3     |
| Personal Action Plan                   | 6,294        | 3,668 | 2,888 | 2,686 | 6,722 |
| Sheltered Employment Training          | 129          | 69    | 68    | 52    | 34    |
| Traineeship - TFE                      | 362          | 154   | 51    | 68    | 32    |
| Training Courses                       | 3,212        | 4,209 | 3,852 | 4,345 | 3,009 |
| Work Exposure Scheme - TFE             | 347          | 172   | 264   | 478   | 633   |
| Work Placement Scheme - TFE            | 62           | 48    | 25    | 27    | 15    |
| Work Programme Initiative <sup>2</sup> | 1,161        | 1,142 | 1,001 | 858   | -     |
| Youth Guarantee Scheme                 | 870          | 869   | 1,038 | 1,347 | 1,443 |

Source: Jobsplus

<sup>1</sup> Introduced in 2018.<sup>2</sup> Initiative terminated in September 2019.

#### 4.4 Other Schemes

There were 18,064 families who received a rebate on the water and electricity meter rent in 2020, 1,404 less than in 2019. This drop in beneficiaries reflected lower spending of €0.4 million (Table 7.7).

Table 7.7 Water and electricity meter rebates by period and description

|                               | 2016         | 2017         | 2018         | 2019         | 2020         |
|-------------------------------|--------------|--------------|--------------|--------------|--------------|
| <b>Expenditure (€ 000)</b>    | <b>2,526</b> | <b>2,359</b> | <b>2,179</b> | <b>2,741</b> | <b>2,315</b> |
| Beneficiaries (households)    | 23,619       | 22,227       | 20,061       | 19,468       | 18,064       |
| <b>% of social protection</b> | <b>0.1</b>   | <b>0.1</b>   | <b>0.1</b>   | <b>0.1</b>   | <b>0.1</b>   |

Sources: Department for the Elderly and Community Care; MITA.

Note:

Expenditure on Water and Electricity meter rebate is estimated.

The MDD/MSCL/MSY voluntary retirement benefit, payable monthly to former drydock workers who took up the Government's offer of early retirement (last offered in 2009), totalled €0.9 million in 2020. This represented a €0.6 million decline from 2019, with beneficiaries also dropping from 120 to 76 in 2020 (Table 7.8).

Table 7.8 MDD/MSCL/MSY voluntary retirement scheme by period and description

|                                    | 2016         | 2017         | 2018         | 2019         | 2020       |
|------------------------------------|--------------|--------------|--------------|--------------|------------|
| <b>Pension Expenditure (€ 000)</b> | <b>3,002</b> | <b>2,155</b> | <b>1,751</b> | <b>1,489</b> | <b>852</b> |
| Beneficiaries                      | 216          | 166          | 138          | 120          | 76         |
| <b>% of social protection</b>      | <b>0.2</b>   | <b>0.1</b>   | <b>0.1</b>   | <b>0.1</b>   | <b>0.0</b> |

Sources: Annual Financial Report - Treasury Department; Beneficiaries provided by Malta Shipyards.

Note: Due to missing data, beneficiaries for 2019 and 2020 are estimated (refer to methodological notes 24 and 25).



## 4.5 EU Comparison

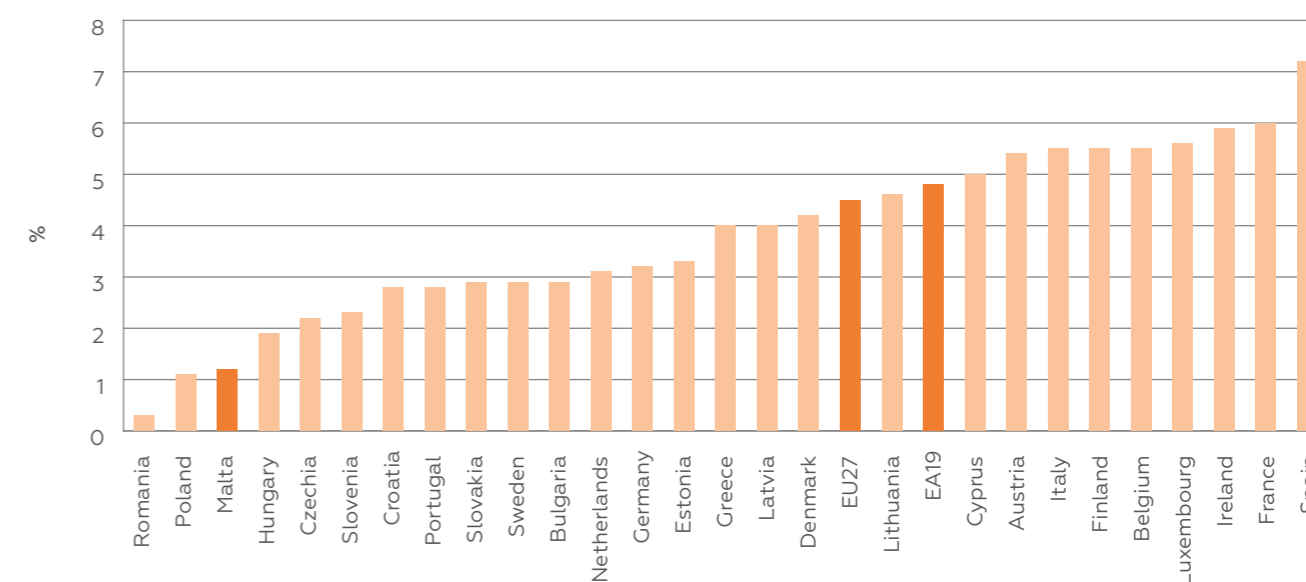
EU countries contributed 4.5 per cent towards unemployment-type benefits during 2019, while EA19 Member States reported a slightly higher share in social outlay, amounting to 4.8 per cent. Spain (7.2 per cent) reported the largest proportion of unemployment expenditure-to-social outlay, ahead of France (6.0 per cent) and Ireland (5.9 per cent). Conversely, the lowest ratios were registered by Romania (0.3 per cent) and Poland (1.1 per cent). Malta was third lowest with a ratio of 1.2 per cent (Table 7.9).

Table 7.9 Unemployment function as a percentage of social protection by period and EU country

|              | 2016       | 2017       | 2018       | 2019       |
|--------------|------------|------------|------------|------------|
| <b>EU27</b>  | <b>5.2</b> | <b>4.9</b> | <b>4.6</b> | <b>4.5</b> |
| <b>EA19</b>  | <b>5.5</b> | <b>5.1</b> | <b>4.9</b> | <b>4.8</b> |
| Belgium      | 9.0        | 6.9        | 6.5        | 5.5        |
| Bulgaria     | 3.1        | 3.0        | 3.1        | 2.9        |
| Czechia      | 2.6        | 2.5        | 2.5        | 2.2        |
| Denmark      | 4.7        | 4.4        | 4.1        | 4.2        |
| Germany      | 3.5        | 3.4        | 3.2        | 3.2        |
| Estonia      | 2.9        | 2.7        | 2.9        | 3.3        |
| Ireland      | 9.2        | 7.8        | 6.7        | 5.9        |
| Greece       | 3.7        | 3.7        | 3.7        | 4.0        |
| Spain        | 8.3        | 7.5        | 7.2        | 7.2        |
| France       | 6.2        | 6.1        | 6.0        | 6.0        |
| Croatia      | 3.7        | 3.4        | 3.0        | 2.8        |
| Italy        | 5.7        | 5.5        | 5.4        | 5.5        |
| Cyprus       | 6.8        | 5.7        | 5.9        | 5.0        |
| Latvia       | 4.5        | 4.3        | 4.3        | 4.0        |
| Lithuania    | 3.6        | 3.7        | 4.5        | 4.6        |
| Luxembourg   | 5.8        | 5.4        | 5.5        | 5.6        |
| Hungary      | 1.7        | 1.7        | 1.7        | 1.9        |
| <b>Malta</b> | <b>2.3</b> | <b>1.7</b> | <b>1.5</b> | <b>1.2</b> |
| Netherlands  | 4.7        | 4.0        | 3.5        | 3.1        |
| Austria      | 5.8        | 5.8        | 5.6        | 5.4        |
| Poland       | 0.9        | 1.6        | 1.2        | 1.1        |
| Portugal     | 3.8        | 3.2        | 3.0        | 2.8        |
| Romania      | 0.6        | 0.5        | 0.4        | 0.3        |
| Slovenia     | 2.6        | 2.4        | 2.3        | 2.3        |
| Slovakia     | 3.0        | 2.9        | 2.8        | 2.9        |
| Finland      | 8.3        | 7.2        | 6.2        | 5.5        |
| Sweden       | 3.5        | 3.5        | 3.2        | 2.9        |

Source: Eurostat

Chart 7.1: Ratio of Unemployment to total Social Protection (EU): 2019





## 08 HOUSING

---

All interventions made by public bodies to aid households' housing costs form part of the Housing function. Included are subsidies on rent costs or rehabilitation works done by the person on their main dwelling, along with cash benefits given to plot owners looking to develop their land into a private residence.

Total Housing expenditure for 2020 amounted to €19.3 million, or 0.7 per cent of Malta's overall social expenditure. This reflected a €3.0 million rise from the previous year, following an increase in Housing Authority Subsidies, the only scheme whose outlay currently falls within the scope of the Housing function (Table 8.1).

**Table 8.1 Housing gross expenditure by period and scheme**

| Schemes                       | 2016          | 2017          | 2018          | 2019          | 2020          | Share of Scheme (2020) |
|-------------------------------|---------------|---------------|---------------|---------------|---------------|------------------------|
| € 000                         |               |               |               |               |               |                        |
| Housing Authority Subsidies   | 15,926        | 13,158        | 16,574        | 16,247        | 19,296        | 100.0                  |
| <b>Total</b>                  | <b>15,926</b> | <b>13,158</b> | <b>16,574</b> | <b>16,247</b> | <b>19,296</b> | -                      |
| <b>% of social protection</b> | <b>0.9</b>    | <b>0.7</b>    | <b>0.9</b>    | <b>0.8</b>    | <b>0.7</b>    | -                      |

## 8.1 Housing Authority

Grants under the remit of the Housing Authority accounted for €8.2 million, or 42.2 per cent, of the total subsidies paid during 2020. Costs of housing units sold reported the second highest amount at €6.2 million, while the remaining outlay was split between Subsidies on sales (€4.6 million) and Interest subsidies (€0.3 million). In comparison to 2019, total expenditure rose by €3.0 million due to increases recorded under Grants (€2.7 million) and Subsidies on sales (€0.7 million) (Table 8.2).

**Table 8.2 Housing Authority Subsidies by period and description**

|                               | 2016          | 2017          | 2018          | 2019          | 2020          |
|-------------------------------|---------------|---------------|---------------|---------------|---------------|
| € 000                         |               |               |               |               |               |
| Costs of housing units sold   | 7,723         | 5,869         | 7,656         | 6,515         | 6,189         |
| Grants                        | 2,862         | 3,275         | 4,424         | 5,416         | 8,150         |
| Interest subsidies            | 419           | 406           | 390           | 359           | 342           |
| Subsidies on sales            | 4,922         | 3,608         | 4,104         | 3,958         | 4,614         |
| <b>Total</b>                  | <b>15,926</b> | <b>13,158</b> | <b>16,574</b> | <b>16,247</b> | <b>19,296</b> |
| <b>% of social protection</b> | <b>0.9</b>    | <b>0.7</b>    | <b>0.9</b>    | <b>0.8</b>    | <b>0.7</b>    |

Source: Housing Authority (Annual Accounts provided to NSO).

## 8.2 EU Comparison

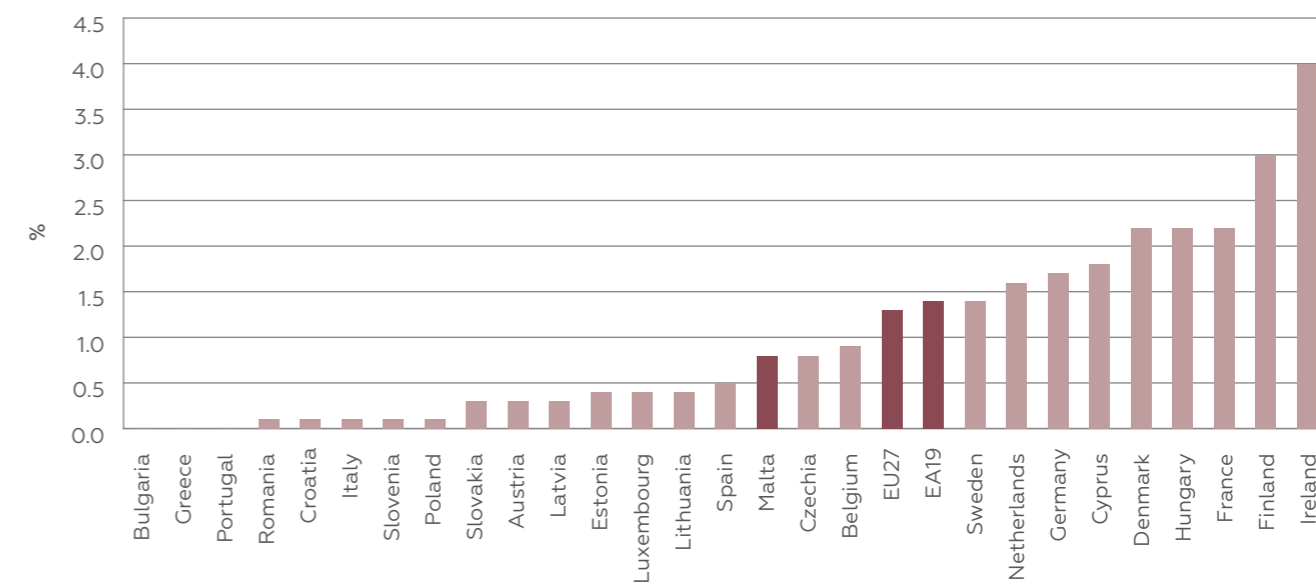
Housing benefits represented 1.3 per cent of the EU's social outlay, the lowest share among the eight ESSPROS functions in 2019. As a percentage of total benefits, expenditure ranged from 4.0 per cent and 3.0 per cent in Ireland and Finland respectively, to negligible contributions by Bulgaria, Greece, and Portugal. Malta ranked 12<sup>th</sup> among its EU counterparts, with 0.8 per cent of its 2019 outlay covering housing benefits (Table 8.3).

Table 8.3 Housing function as a percentage of social protection by period and EU country

|              | 2016       | 2017       | 2018       | 2019       |
|--------------|------------|------------|------------|------------|
| <b>EU27</b>  | <b>1.5</b> | <b>1.5</b> | <b>1.4</b> | <b>1.3</b> |
| <b>EA19</b>  | <b>1.5</b> | <b>1.5</b> | <b>1.4</b> | <b>1.4</b> |
| Belgium      | 0.8        | 0.9        | 0.8        | 0.9        |
| Bulgaria     | 0.0        | 0.0        | 0.0        | 0.0        |
| Czechia      | 1.4        | 1.2        | 1.0        | 0.8        |
| Denmark      | 2.2        | 2.2        | 2.2        | 2.2        |
| Germany      | 1.9        | 2.0        | 1.9        | 1.7        |
| Estonia      | 0.4        | 0.4        | 0.4        | 0.4        |
| Ireland      | 3.8        | 3.9        | 4.0        | 4.0        |
| Greece       | 0.1        | 0.1        | 0.0        | 0.0        |
| Spain        | 0.4        | 0.4        | 0.5        | 0.5        |
| France       | 2.6        | 2.5        | 2.3        | 2.2        |
| Croatia      | 0.1        | 0.1        | 0.1        | 0.1        |
| Italy        | 0.1        | 0.1        | 0.1        | 0.1        |
| Cyprus       | 2.1        | 1.9        | 1.9        | 1.8        |
| Latvia       | 0.5        | 0.5        | 0.4        | 0.3        |
| Lithuania    | 0.4        | 0.4        | 0.4        | 0.4        |
| Luxembourg   | 0.4        | 0.4        | 0.4        | 0.4        |
| Hungary      | 1.9        | 2.3        | 2.6        | 2.2        |
| <b>Malta</b> | <b>0.9</b> | <b>0.7</b> | <b>0.9</b> | <b>0.8</b> |
| Netherlands  | 1.7        | 1.7        | 1.7        | 1.6        |
| Austria      | 0.4        | 0.3        | 0.3        | 0.3        |
| Poland       | 0.2        | 0.2        | 0.2        | 0.1        |
| Portugal     | 0.0        | 0.0        | 0.0        | 0.0        |
| Romania      | 0.1        | 0.1        | 0.1        | 0.1        |
| Slovenia     | 0.1        | 0.1        | 0.1        | 0.1        |
| Slovakia     | 0.2        | 0.3        | 0.3        | 0.3        |
| Finland      | 2.4        | 2.7        | 3.0        | 3.0        |
| Sweden       | 1.4        | 1.4        | 1.4        | 1.4        |

Source: Eurostat

Chart 8.1: Ratio of Housing to total Social Protection (EU): 2019





## 09 SOCIAL EXCLUSION N.E.C.

---

Unlike the other seven functions that contain benefits clearly aimed at certain groups of people (the disabled, the elderly and so on), the Social exclusion not elsewhere classified (n.e.c.) function does not target a particular cohort but refers to benefits targeting the "socially excluded". Benefits directed at, among others, low-income earners, migrants and refugees, as well as drug and alcohol addicts fall under the scope of this function.

In Malta's case, the social protection outlay aimed at those persons at risk of social exclusion totalled €34.6 million or 1.3 per cent of the 2020 social outlay. This represented an €8.2 million rise from the previous year, with a €6.9 million hike reported under the Third Country Nationals and Refugees scheme being the main source of the increase. The same scheme exhibited the largest share (41.3 per cent) under the Social exclusion function, ahead of Non-Contributory Benefits (27.7 per cent) and Family and Social Welfare (10.4 per cent) (Table 9.1).

Table 9.1 Social Exclusion gross expenditure by period and scheme

| Schemes                                    | 2016          | 2017          | 2018          | 2019          | 2020          | Share of Scheme (2020) |
|--|---------------|---------------|---------------|---------------|---------------|------------------------|
|  | € 000         |               |               |               |               |                        |
| Social Security Non-Contributory Benefits  | 7,773         | 9,046         | 9,024         | 8,753         | 9,585         | 4.8                    |
| Family and Social Welfare                  | 2,143         | 1,950         | 2,472         | 2,608         | 3,600         | 9.0                    |
| Non-Profit Institutions Serving Households | 2,927         | 2,990         | 2,961         | 2,961         | 3,151         | 18.1                   |
| Appoġġ                                     | 1,663         | 1,372         | 1,421         | 2,093         | 1,525         | 17.9                   |
| Sedqa                                      | 2,270         | 2,086         | 2,258         | 2,577         | 2,442         | 100.0                  |
| Third Country Nationals and Refugees       | 5,163         | 3,813         | 4,340         | 7,325         | 14,257        | 100.0                  |
| <b>Total</b>                               | <b>21,938</b> | <b>21,256</b> | <b>22,476</b> | <b>26,318</b> | <b>34,560</b> | -                      |
| <b>% of social protection</b>              | <b>1.3</b>    | <b>1.2</b>    | <b>1.2</b>    | <b>1.3</b>    | <b>1.3</b>    | -                      |

## 9.1 Social Security Non-Contributory Benefits

Two social benefits are currently classified under the Social exclusion function; the Drug Addicts Allowance and the Supplementary Allowance. The latter benefit is paid to low-income earners and accounted for 99.5 per cent of the €9.6 million spending in 2020. This represented a €0.8 million rise from 2019 (Table 9.2).

Table 9.2 Social security social exclusion benefits expenditure by period and description

|                                | 2016         | 2017         | 2018         | 2019         | 2020         |
|--------------------------------|--------------|--------------|--------------|--------------|--------------|
| € 000                          |              |              |              |              |              |
| <b>Total Social Assistance</b> | <b>7,773</b> | <b>9,046</b> | <b>9,024</b> | <b>8,753</b> | <b>9,585</b> |
| Drug Addicts Allowance         | 37           | 58           | 38           | 48           | 52           |
| Supplementary Allowance        | 7,736        | 8,988        | 8,986        | 8,706        | 9,532        |
| <b>Total</b>                   | <b>7,773</b> | <b>9,046</b> | <b>9,024</b> | <b>8,753</b> | <b>9,585</b> |
| <b>% of social protection</b>  | <b>0.5</b>   | <b>0.5</b>   | <b>0.5</b>   | <b>0.4</b>   | <b>0.4</b>   |

Source: Departmental Accounting System (DAS).

There were 23,473 individuals in receipt of a Supplementary Allowance or Drug Addicts Allowance during 2020, 843 fewer persons in comparison to 2019. Disaggregating these beneficiaries even further, there were 23,403 persons who solely received the Supplementary Allowance, 65 persons only in receipt of the Drug Addicts Allowance while five persons received both benefits. For the first time since 2016, female recipients (11,785) slightly outnumbered males (11,688) (Table 9.3).

Table 9.3 Social security social exclusion beneficiaries by period, sex and description

|                                | 2016          |               |               | 2017          |               |               | 2018          |               |               |
|--------------------------------|---------------|---------------|---------------|---------------|---------------|---------------|---------------|---------------|---------------|
|                                | Male          | Female        | Total         | Male          | Female        | Total         | Male          | Female        | Total         |
| <b>Total Social Assistance</b> | <b>11,649</b> | <b>12,664</b> | <b>24,313</b> | <b>12,825</b> | <b>12,579</b> | <b>25,404</b> | <b>12,652</b> | <b>12,375</b> | <b>25,027</b> |
| Drug Addicts Allowance         | 72            | 8             | 80            | 56            | 14            | 70            | 55            | 8             | 63            |
| Supplementary Allowance        | 11,588        | 12,656        | 24,244        | 12,774        | 12,565        | 25,339        | 12,600        | 12,367        | 24,967        |
| <b>Total</b>                   | <b>11,649</b> | <b>12,664</b> | <b>24,313</b> | <b>12,825</b> | <b>12,579</b> | <b>25,404</b> | <b>12,652</b> | <b>12,375</b> | <b>25,027</b> |

|                                | 2019          |               |               | 2020          |               |               |
|--------------------------------|---------------|---------------|---------------|---------------|---------------|---------------|
|                                | Male          | Female        | Total         | Male          | Female        | Total         |
| <b>Total Social Assistance</b> | <b>12,244</b> | <b>12,072</b> | <b>24,316</b> | <b>11,688</b> | <b>11,785</b> | <b>23,473</b> |
| Drug Addicts Allowance         | 52            | 7             | 59            | 63            | 7             | 70            |
| Supplementary Allowance        | 12,196        | 12,067        | 24,263        | 11,630        | 11,778        | 23,408        |
| <b>Total</b>                   | <b>12,244</b> | <b>12,072</b> | <b>24,316</b> | <b>11,688</b> | <b>11,785</b> | <b>23,473</b> |

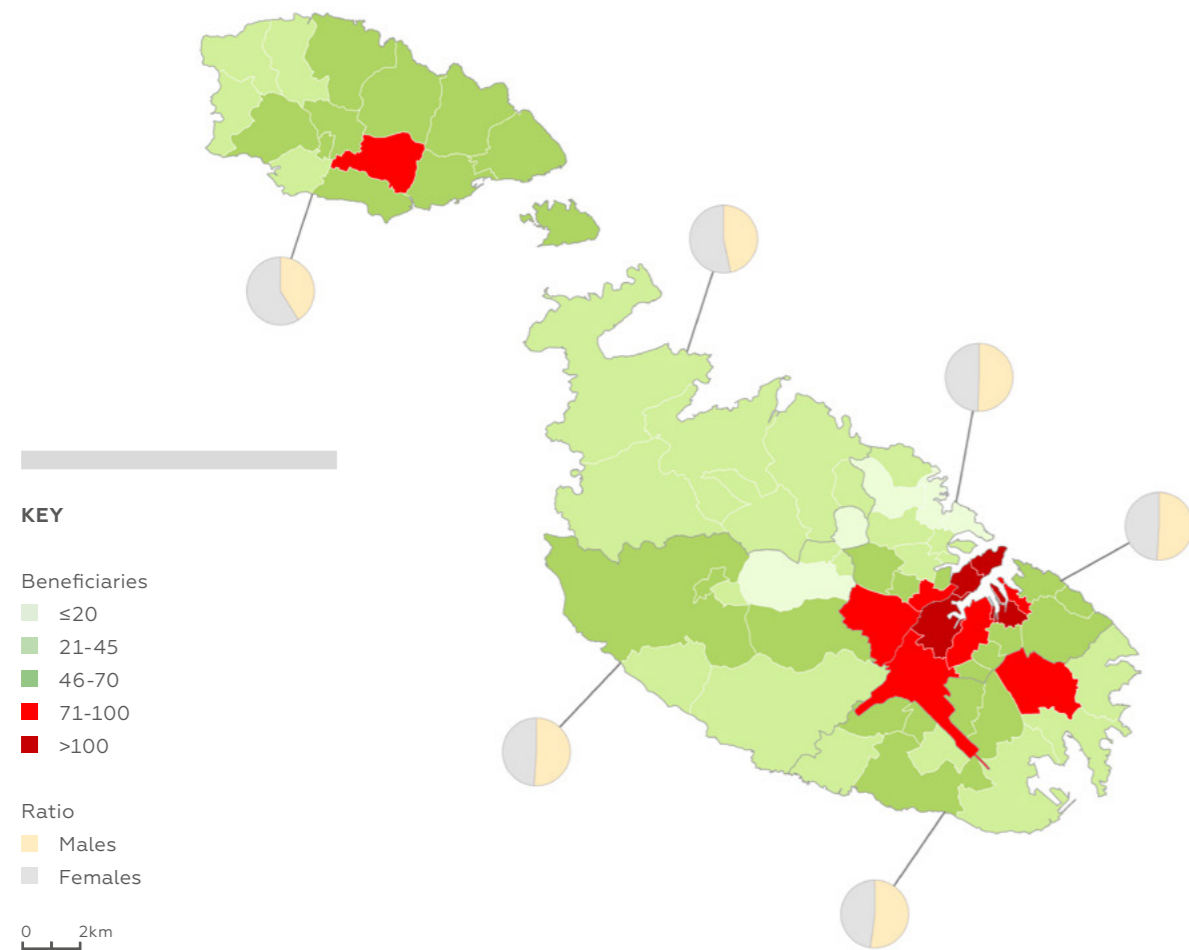
Source: Department of Social Security (DSS) Unique Beneficiaries Report.

Note:

As persons obtaining two or more benefits are counted only once, aggregates are not necessarily equal to the sum of the corresponding benefits.

Social exclusion beneficiaries around the Maltese Islands totalled 46 persons per 1,000 population in 2020. The Southern Harbour district witnessed the largest share, with 78 recipients per 1,000 population, 24 more persons than Gozo and Comino (54 recipients per 1,000 residents) in second place and 2.9 times higher than the Northern district that reported the lowest proportion at 27 recipients per 1,000 population. From a locality perspective, beneficiaries that were receiving social exclusion benefits in 2020 ranged from as high as 13.2 per cent of Bormla's population, to just 0.5 per cent of Is-Swieqi residents (Map 9.1).

Map 9.1 Beneficiaries of social exclusion benefits per 1,000 population by district, locality and sex: 2020



## 9.2 Appoġġ

Appoġġ offers a variety of services targeting persons who are at risk of being socially excluded. The Domestic Violence Unit, delivering social work service to adults and children in abusive relationships, continued to be the most frequently used service throughout 2020, with 2,321 clients, followed by online reports made through the Hotline system (885 reports). Furthermore, there were 605 calls made to the Helpline system. In 2020, expenditure covering these services, among others, totalled €1.5 million, a €0.6 million drop from the previous year (Table 9.4).

Table 9.4 Appoġġ social exclusion services by period and description

|   | 2016         | 2017         | 2018         | 2019         | 2020         |
|---|--------------|--------------|--------------|--------------|--------------|
| <b>Expenditure (€ 000)</b>                | <b>1,663</b> | <b>1,372</b> | <b>1,421</b> | <b>2,093</b> | <b>1,525</b> |
| Number of cases                           |              |              |              |              |              |
| Domestic Violence Unit                    | 718          | 971          | 1,007        | 1,324        | 2,321        |
| Ghabex shelter                            | 73           | 58           | 55           | 37           | 41           |
| Human Trafficking Service <sup>1</sup>    | -            | -            | 48           | 48           | 26           |
| Stop! The Violence and Abuse <sup>2</sup> | 90           | 111          | 119          | 83           | 107          |
| Number of reports                         |              |              |              |              |              |
| Hotline                                   | 260          | 313          | 240          | 290          | 885          |
| Helpline                                  | 273          | 403          | 342          | 415          | 605          |
| <b>% of social protection</b>             | <b>0.1</b>   | <b>0.1</b>   | <b>0.1</b>   | <b>0.1</b>   | <b>0.1</b>   |

Source: (i) expenditure: Appoġġ (Annual accounts provided to the NSO), (ii) services: FSWS.

Notes: Expenditure is estimated.

<sup>1</sup> Service started reporting in 2018.

<sup>2</sup> Previously known as 'Managing Abusive Behaviour Service'.

### 9.3 Sedqa

Aġenzija Sedqa's services are specifically aimed at persons suffering from some form of substance or behaviour addiction. These services range from counselling services for families with a member who is struggling with a substance problem, to detoxification centres providing the necessary care and a safe process for those seeking to free themselves from their addictions. In 2020, €2.4 million was spent to cover the services provided by Sedqa, a 5.2 per cent decline from 2019 (Table 9.5).

Table 9.5 Sedqa services by period and description

|   | 2016         | 2017         | 2018         | 2019         | 2020         |
|---|--------------|--------------|--------------|--------------|--------------|
| <b>Expenditure (€ 000)</b>                                      | <b>2,270</b> | <b>2,086</b> | <b>2,258</b> | <b>2,577</b> | <b>2,442</b> |
| Number of cases   |              |              |              |              |              |
| Drugs community team <sup>1</sup>                               | 475          | 491          | 571          | 645          | -            |
| Alcohol and gambling community team <sup>1</sup>                | 359          | 360          | 450          | 352          | -            |
| Addictions Community Service                                    | -            | -            | -            | -            | 1,116        |
| Substance misuse out-patients unit (SMOPU) / detox out-patients | 1,106        | 1,074        | 1,055        | 1,012        | 1,008        |
| Substance misuse in-patients unit (SMIPU) / detox in-patients   | 251          | 244          | 234          | 176          | 119          |
| Family services <sup>2</sup>                                    | 191          | 183          | 283          | 170          | -            |
| Psychological services <sup>2</sup>                             | 316          | 327          | 416          | 375          | -            |
| Psychotherapeutic Services                                      | -            | -            | -            | -            | 972          |
| Kommunita Santa Marija <sup>3</sup>                             | 52           | 59           | 40           | 21           | -            |
| Alcohol Rehabilitation (Żernieq) <sup>3,4</sup>                 | 23           | 15           | -            | 6            | -            |
| Assessment and Stabilisation Unit <sup>3</sup>                  | 53           | 62           | 63           | 54           | -            |
| Sedqa Residential Rehabilitation Programme                      | -            | -            | -            | -            | 58           |
| Sedqa Court Service <sup>5</sup>                                | 250          | 75           | 104          | -            | -            |
| Your Parenting Journey <sup>6</sup>                             | 16           | 30           | 13           | -            | -            |
| <b>% of social protection</b>                                   | <b>0.1</b>   | <b>0.1</b>   | <b>0.1</b>   | <b>0.1</b>   | <b>0.1</b>   |

Source: (i) expenditure: Sedqa (Annual accounts provided to the NSO), (ii) services: FSWS.

<sup>1</sup> Service discontinued in 2020 and amalgamated into a new service 'Addictions Community Service'.

<sup>2</sup> Service discontinued in 2020 and amalgamated into a new service 'Psychotherapeutic Services'.

<sup>3</sup> Service discontinued in 2020 and replaced by 'Sedqa Residential Rehabilitation Programme'.

<sup>4</sup> In 2018, there were changes to the centre so data was not reported.

<sup>5</sup> Change in remit with forming part of the Judicial system so reporting format changed

<sup>6</sup> The service ceased operation in June 2018.

### 9.4 Other Schemes

Spending to cover the services offered by the 11 LEAP centres<sup>10</sup> located on the Maltese islands amounted to €3.6 million in 2020, €1.0 million higher than the prior twelve months (Table 9.6). These services, found under the Family and Social Welfare scheme, aim to reduce poverty and social exclusion among vulnerable individuals and families through the creation of educational and occupational opportunities. Since 2016, the service has been extended to reach as many vulnerable persons as possible to reduce poverty among families.

Table 9.6 LEAP [Access] community resource centres by period and description

|                               | 2016       | 2017       | 2018       | 2019       | 2020       |
|-------------------------------|------------|------------|------------|------------|------------|
| Expenditure (€ 000)           | 2,143      | 1,950      | 2,472      | 2,608      | 3,600      |
| <b>% of social protection</b> | <b>0.1</b> | <b>0.1</b> | <b>0.1</b> | <b>0.1</b> | <b>0.1</b> |

Source: Annual Financial Report - Treasury Department.

An amount of €3.2 million was spent on services provided by non-profit institutions to persons at risk of being socially excluded from society. Half the amount was allocated to support and counselling services, while the remaining €1.6 million was used to cover either rehabilitation (€1.0 million) or accommodation services (€0.6 million) (Table 9.7).

Table 9.7 Non-profit services offered to persons at risk of social exclusion<sup>1</sup> by period and description

|  | 2016         | 2017         | 2018         | 2019         | 2020         |
|--|--------------|--------------|--------------|--------------|--------------|
|  | € 000        |              |              |              |              |
| Accommodation                            | 517          | 528          | 523          | 523          | 557          |
| Rehabilitation of drug & alcohol abusers | 943          | 963          | 954          | 954          | 1,015        |
| Support and counselling services         | 1,467        | 1,498        | 1,484        | 1,484        | 1,579        |
| <b>Total</b>                             | <b>2,927</b> | <b>2,990</b> | <b>2,961</b> | <b>2,961</b> | <b>3,151</b> |
| <b>% of social protection</b>            | <b>0.2</b>   | <b>0.2</b>   | <b>0.2</b>   | <b>0.1</b>   | <b>0.1</b>   |

Source: National Accounts Unit, NSO.

Note: Expenditure is estimated.

<sup>1</sup> Includes migrants, refugees, drug or alcohol addicts, victims of criminal violence, etc.

<sup>10</sup> Located in Ħal Għargħur, Ħal Kirkop, Ħal Qormi, Marsaskala, L-Imnsida, Il-Qawra, Santa Luċija, Ix-Xewkija, Valletta, Il-Birgu and Iż-Żurrieq.



The social protection outlay towards Detention Services, which provide safe and secure accommodation to immigrants, amounted to €14.3 million in 2020, or 0.5 per cent of the total social outlay (Table 9.8). Expenditure nearly doubled from that registered in 2019, reflecting the growing populations at Open Centres that amounted to just below 2,000 by the end of 2020 (Table 9.9).

**Table 9.8 Third country nationals and refugees by period and description**

|                               | 2016         | 2017         | 2018         | 2019         | 2020          |
|-------------------------------|--------------|--------------|--------------|--------------|---------------|
|                               | € 000        |              |              |              |               |
| Detention Services            | 5,163        | 3,813        | 4,340        | 7,325        | 14,257        |
| <b>Total</b>                  | <b>5,163</b> | <b>3,813</b> | <b>4,340</b> | <b>7,325</b> | <b>14,257</b> |
| <b>% of social protection</b> | <b>0.3</b>   | <b>0.2</b>   | <b>0.2</b>   | <b>0.4</b>   | <b>0.5</b>    |

Source: Annual Financial Report - Treasury Department.

**Table 9.9 Open Centres Population by period and description**

|                       | 2016       | 2017       | 2018         | 2019         | 2020         |
|-----------------------|------------|------------|--------------|--------------|--------------|
| Hal-Far Tent Village  | 171        | 392        | 734          | 1,091        | 1,065        |
| Hangar Open Centre    | 0          | 0          | 0            | 0            | 447          |
| Hal Far Family Centre | -          | 97         | 113          | 121          | 119          |
| Dar il-Liedna         | 48         | 33         | 40           | 50           | 41           |
| Block C Registrations | 30         | 69         | 73           | 0            | 0            |
| Peace Lab             | 38         | 38         | 0            | 26           | 0            |
| Marsa Open Centre     | 114        | 23         | 0            | 120          | 73           |
| MEC Houses            | 161        | 162        | 155          | 164          | 140          |
| MEC Balzan            | 111        | 97         | 63           | 49           | 114          |
| <b>Total</b>          | <b>673</b> | <b>911</b> | <b>1,178</b> | <b>1,621</b> | <b>1,999</b> |

Source: AWAS.

Note: Figures represent number of persons staying in the centres at the end of the year.

## 9.5 EU Comparison

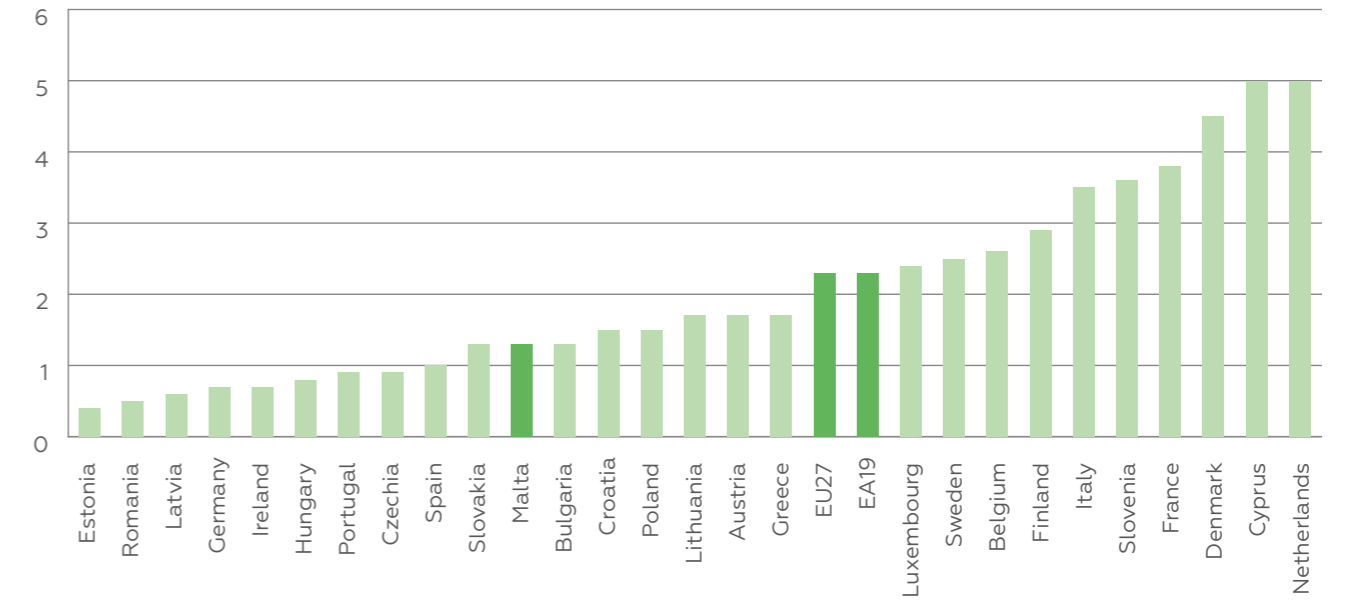
The EU's social exclusion outlay accounted for 2.3 per cent of total social expenditure in 2019. The Netherlands and Cyprus both allocated 5.0 per cent of their social expenditure towards social exclusion-type benefits, with Denmark in third at 4.5 per cent. On the other hand, the lowest ratios were recorded by Estonia (0.4 per cent), Romania (0.5 per cent) and Latvia (0.6 per cent). Social exclusion benefits accounted for 1.3 per cent of Malta's 2019 social expenditure, ranking the country in 17<sup>th</sup> place (Table 9.10).

Table 9.10 Social Exclusion n.e.c. function as a percentage of social protection by period and EU country

|              | 2016       | 2017       | 2018       | 2019       |
|--------------|------------|------------|------------|------------|
| <b>EU27</b>  | <b>2.4</b> | <b>2.3</b> | <b>2.2</b> | <b>2.3</b> |
| <b>EA19</b>  | <b>2.3</b> | <b>2.2</b> | <b>2.2</b> | <b>2.3</b> |
| Belgium      | 2.5        | 2.5        | 2.6        | 2.6        |
| Bulgaria     | 1.6        | 1.2        | 1.3        | 1.3        |
| Czechia      | 1.4        | 1.1        | 1.0        | 0.9        |
| Denmark      | 5.6        | 5.3        | 5.0        | 4.5        |
| Germany      | 1.3        | 0.8        | 0.7        | 0.7        |
| Estonia      | 0.6        | 0.5        | 0.4        | 0.4        |
| Ireland      | 0.7        | 0.7        | 0.8        | 0.7        |
| Greece       | 0.8        | 1.5        | 2.0        | 1.7        |
| Spain        | 1.0        | 1.0        | 1.0        | 1.0        |
| France       | 3.1        | 3.2        | 3.3        | 3.8        |
| Croatia      | 1.6        | 1.6        | 1.5        | 1.5        |
| Italy        | 2.7        | 2.9        | 3.1        | 3.5        |
| Cyprus       | 7.1        | 7.1        | 6.5        | 5.0        |
| Latvia       | 0.7        | 0.7        | 0.7        | 0.6        |
| Lithuania    | 1.9        | 1.7        | 1.8        | 1.7        |
| Luxembourg   | 2.3        | 2.2        | 2.2        | 2.4        |
| Hungary      | 0.5        | 0.5        | 0.5        | 0.8        |
| <b>Malta</b> | <b>1.3</b> | <b>1.2</b> | <b>1.2</b> | <b>1.3</b> |
| Netherlands  | 4.7        | 5.2        | 5.1        | 5.0        |
| Austria      | 2.6        | 2.2        | 1.9        | 1.7        |
| Poland       | 0.6        | 0.6        | 0.5        | 1.5        |
| Portugal     | 1.0        | 0.9        | 0.9        | 0.9        |
| Romania      | 1.1        | 0.9        | 0.7        | 0.5        |
| Slovenia     | 3.1        | 3.0        | 3.3        | 3.6        |
| Slovakia     | 1.5        | 1.4        | 1.2        | 1.3        |
| Finland      | 3.5        | 3.1        | 2.9        | 2.9        |
| Sweden       | 4.7        | 3.8        | 3.0        | 2.5        |

Source: Eurostat

Chart 9.1: Ratio of Social exclusion n.e.c. to total Social Protection (EU): 2019





## 10 SOCIAL SECURITY BENEFITS

---

To provide a more detailed overview of social security beneficiaries, these were first categorised at district level (LAU level 1) and each beneficiary was then also grouped accordingly at locality level (LAU level 2). To illustrate the spatial distribution and magnitude of beneficiaries across benefit type, functions and LAU, the intensity was graphically represented per 1,000 population. All maps were divided into five categories. Furthermore, apart from expenditure, pie charts were included in each map to highlight each district's sex ratio.

Overall, there were 170,259 persons in receipt of one or more social security benefits in 2020, equivalent to 33.0 per cent of the total population of Malta and Gozo. In terms of gender, females made up the greater share of beneficiaries, totalling 95,014 (55.8 per cent of the total), compared to 75,245 males. There were 118,710 persons (23.0 per cent of the population) that obtained a Contributory Benefit in 2020, 31.8 per cent higher than the total Non-Contributory beneficiaries, which were reported at 80,934 (15.7 per cent of the population).

The Southern Harbour district registered the highest share of social security recipients with 40.5 percent of persons living in that district receiving some form of social benefit. Gozo and Comino ranked second, with 37.7 per cent of the population, followed by the Western (36.4 per cent), South Eastern (35.4 per cent) and Northern (29.7 per cent) districts. The Northern Harbour district reported the lowest ratio of social recipients with 27.7 per cent of its population in receipt of a social benefit. Altogether, when comparing the districts, the range between the highest and lowest shares of beneficiaries-to-population for 2020 stood at 12.8 percentage points.

At a locality level, the highest ratio of beneficiaries-to-population was reported in Floriana (448 persons per 1,000 population), closely followed by Iż-Żejtun (445 persons per 1,000 population) and Ħal Luqa (444 persons per 1,000 population). Conversely, the lowest ratios were registered by Is-Swieqi (164 persons per 1,000 population), San Ġiljan (178 persons per 1,000 population) and L-Imsida (202 persons per 1,000 population). It should be noted that the presence of institutional homes for the elderly in certain localities may significantly impact the data (Table 10.1).

The ten highest and lowest localities in terms of beneficiaries per 1,000 population

|    | Highest         |     | Lowest            |     |
|----|-----------------|-----|-------------------|-----|
| 1  | Floriana        | 448 | Is-Swieqi         | 164 |
| 2  | Iż-Żejtun       | 445 | San Ġiljan        | 178 |
| 3  | Ħal Luqa        | 444 | L-Imsida          | 202 |
| 4  | Bormla          | 443 | Il-Gżira          | 213 |
| 5  | Ir-Rabat, Malta | 443 | Tas-Sliema        | 216 |
| 6  | L-Imdina        | 430 | San Pawl Il-Baħar | 233 |
| 7  | Valletta        | 430 | Birżebbuġa        | 266 |
| 8  | Santa Luċija    | 423 | Pembroke          | 266 |
| 9  | Il-Birgu        | 419 | San Ġwann         | 293 |
| 10 | Il-Ħamrun       | 417 | Ta' Xbiex         | 294 |

Between 2012 and 2020, an 8.5 per cent increase in social security beneficiaries was observed. However, this was lower than the 22.2 per cent rise in Malta's population over the same period, thus resulting in the national proportion of beneficiaries-to-population to decrease from 37.1 per cent in 2012, to 33.0 per cent in 2020. All six districts reported an increase in beneficiaries, ranging from a rise of 4,850 in the Northern district, to 895 additional beneficiaries in the Southern Harbour district. In absolute terms, the Northern Harbour district maintained its longstanding trend of containing the highest number of persons receiving at least one type of social benefit (47,505 by the end of 2020).

During 2020, beneficiaries living in Malta and Gozo averaged €6,032 in annual income deriving from social security benefits. The Northern Harbour district recorded the highest amount, with each resident beneficiary earning €6,468, on average, while the Northern district registered the lowest amount, with beneficiaries receiving an average of €5,270 in income from social security benefits. L-Imdina (€8,551) and Ta' Xbiex (€7,998) reported the highest average benefit income per recipient, while the lowest averages were recorded in L-Imtarfa (€4,163) and Marsaskala (€4,798).

Map 10.1 Total social security benefits beneficiaries per 1,000 population by district, locality and sex: 2020

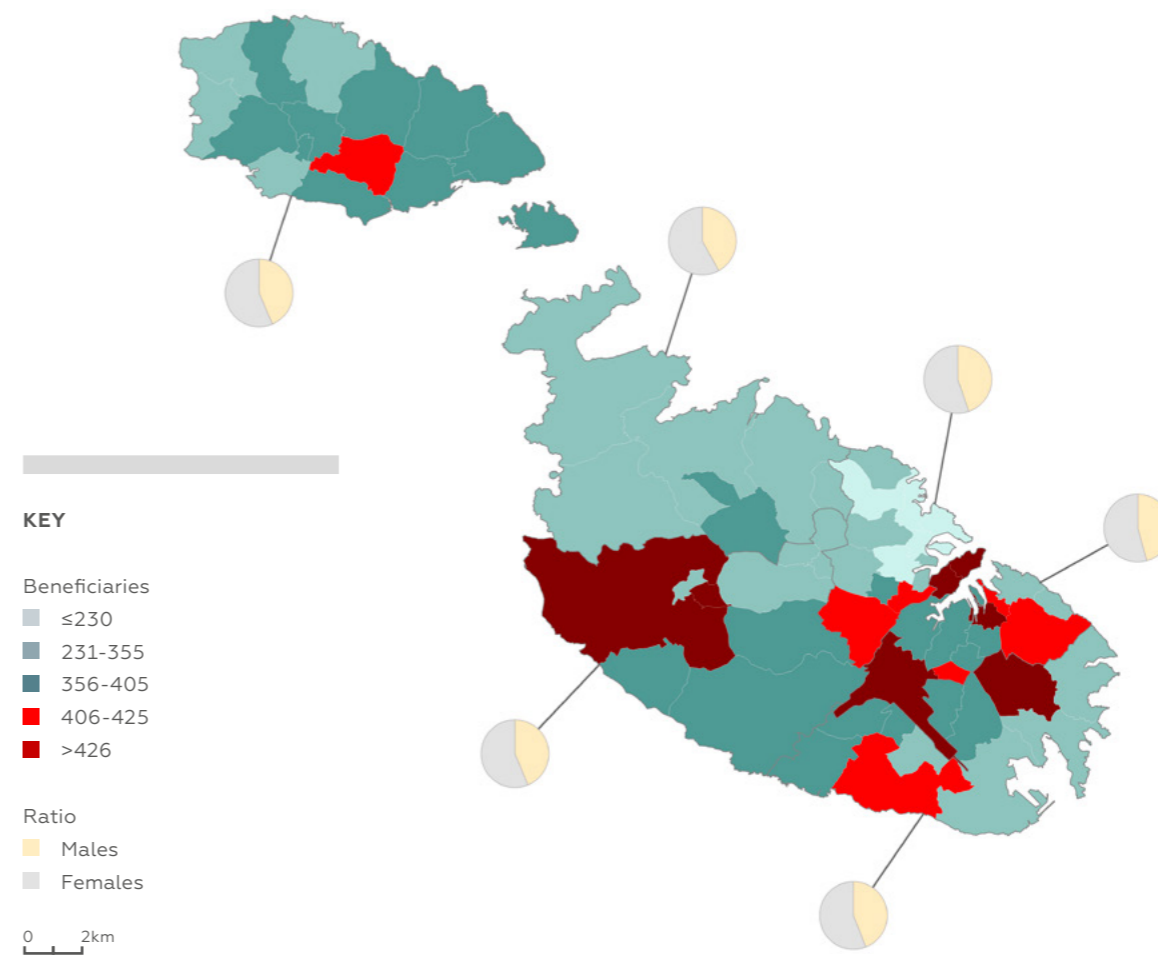


Table 10.1 Social security benefits beneficiaries by benefit type, locality and sex: 2020

| Regions, districts and localities | Total         |               |                | Contributory  |               |                | Non-Contributory |               |               |
|-----------------------------------|---------------|---------------|----------------|---------------|---------------|----------------|------------------|---------------|---------------|
|                                   | Males         | Females       | Total          | Males         | Females       | Total          | Males            | Females       | Total         |
| <b>MALTA</b>                      | <b>75,245</b> | <b>95,014</b> | <b>170,259</b> | <b>65,558</b> | <b>53,152</b> | <b>118,710</b> | <b>21,186</b>    | <b>59,748</b> | <b>80,934</b> |
| <b>Malta</b>                      | <b>69,569</b> | <b>87,666</b> | <b>157,235</b> | <b>60,775</b> | <b>48,986</b> | <b>109,761</b> | <b>19,567</b>    | <b>55,121</b> | <b>74,688</b> |
| <b>Gozo and Comino</b>            | <b>5,676</b>  | <b>7,348</b>  | <b>13,024</b>  | <b>4,783</b>  | <b>4,166</b>  | <b>8,949</b>   | <b>1,619</b>     | <b>4,627</b>  | <b>6,246</b>  |
| <b>Southern Harbour</b>           | <b>15,718</b> | <b>18,642</b> | <b>34,360</b>  | <b>13,302</b> | <b>10,432</b> | <b>23,734</b>  | <b>5,584</b>     | <b>12,123</b> | <b>17,707</b> |
| Bormla                            | 1,025         | 1,254         | 2,279          | 761           | 649           | 1,410          | 514              | 892           | 1,406         |
| Il-Fgura                          | 2,188         | 2,728         | 4,916          | 1,886         | 1,523         | 3,409          | 659              | 1,742         | 2,401         |
| Floriana                          | 397           | 511           | 908            | 344           | 297           | 641            | 141              | 317           | 458           |
| Hal Luqa                          | 1,267         | 1,543         | 2,810          | 1,102         | 1,033         | 2,135          | 387              | 824           | 1,211         |
| Hal Tarxien                       | 1,505         | 2,023         | 3,528          | 1,321         | 1,124         | 2,445          | 416              | 1,285         | 1,701         |
| Haz-Zabbar                        | 2,950         | 3,415         | 6,365          | 2,584         | 1,758         | 4,342          | 979              | 2,395         | 3,374         |
| Il-Kalkara                        | 499           | 605           | 1,104          | 428           | 339           | 767            | 158              | 385           | 543           |
| Il-Marsa                          | 1,182         | 1,111         | 2,293          | 905           | 614           | 1,519          | 577              | 784           | 1,361         |
| Raħal Ġdid                        | 1,665         | 1,937         | 3,602          | 1,388         | 1,169         | 2,557          | 631              | 1,166         | 1,797         |
| Santa Luċija                      | 603           | 648           | 1,251          | 551           | 398           | 949            | 161              | 351           | 512           |
| L-Isla                            | 539           | 564           | 1,103          | 461           | 327           | 788            | 210              | 385           | 595           |
| Valletta                          | 1,109         | 1,408         | 2,517          | 896           | 753           | 1,649          | 459              | 964           | 1,423         |
| Il-Birgu                          | 521           | 507           | 1,028          | 447           | 287           | 734            | 200              | 322           | 522           |
| Ix-Xgħajra                        | 268           | 388           | 656            | 228           | 161           | 389            | 92               | 311           | 403           |
| <b>Northern Harbour</b>           | <b>21,269</b> | <b>26,236</b> | <b>47,505</b>  | <b>18,572</b> | <b>15,236</b> | <b>33,808</b>  | <b>6,034</b>     | <b>15,555</b> | <b>21,589</b> |
| Birkirkara                        | 3,917         | 5,109         | 9,026          | 3,405         | 2,802         | 6,207          | 1,204            | 3,292         | 4,496         |
| Il-Gżira                          | 1,240         | 1,536         | 2,776          | 1,041         | 943           | 1,984          | 379              | 845           | 1,224         |
| Hal Qormi                         | 3,372         | 3,702         | 7,074          | 2,915         | 1,981         | 4,896          | 1,158            | 2,491         | 3,649         |
| Il-Hamrun                         | 2,012         | 2,211         | 4,223          | 1,670         | 1,275         | 2,945          | 819              | 1,413         | 2,232         |
| L-Imsida                          | 1,378         | 1,768         | 3,146          | 1,152         | 1,066         | 2,218          | 449              | 1,021         | 1,470         |
| Pembroke                          | 417           | 624           | 1,041          | 364           | 277           | 641            | 105              | 426           | 531           |
| San Ġwann                         | 2,067         | 2,357         | 4,424          | 1,863         | 1,345         | 3,208          | 506              | 1,388         | 1,894         |
| Santa Venera                      | 1,305         | 1,695         | 3,000          | 1,113         | 927           | 2,040          | 384              | 1,104         | 1,488         |
| San Ġiljan                        | 1,196         | 1,500         | 2,696          | 1,096         | 952           | 2,048          | 228              | 761           | 989           |
| Is-Swieqi                         | 1,023         | 1,575         | 2,598          | 956           | 822           | 1,778          | 98               | 936           | 1,034         |
| Ta' Xbiex                         | 332           | 311           | 643            | 303           | 187           | 490            | 67               | 168           | 235           |
| Tal-Pietà                         | 725           | 869           | 1,594          | 603           | 502           | 1,105          | 237              | 538           | 775           |
| Tas-Sliema                        | 2,285         | 2,979         | 5,264          | 2,091         | 2,157         | 4,248          | 400              | 1,172         | 1,572         |
| <b>South Eastern</b>              | <b>11,660</b> | <b>14,863</b> | <b>26,523</b>  | <b>10,275</b> | <b>7,828</b>  | <b>18,103</b>  | <b>3,185</b>     | <b>10,006</b> | <b>13,191</b> |
| Birżebbuġa                        | 1,690         | 1,874         | 3,564          | 1,436         | 993           | 2,429          | 502              | 1,221         | 1,723         |
| Il-Gudja                          | 590           | 629           | 1,219          | 551           | 386           | 937            | 139              | 385           | 524           |
| Hal Għaxaq                        | 842           | 1,064         | 1,906          | 738           | 555           | 1,293          | 242              | 745           | 987           |
| Hal Kirkop                        | 450           | 512           | 962            | 399           | 265           | 664            | 118              | 337           | 455           |
| Hal Safi                          | 395           | 459           | 854            | 352           | 226           | 578            | 90               | 318           | 408           |
| Marsaskala                        | 1,782         | 2,871         | 4,653          | 1,500         | 1,399         | 2,899          | 480              | 2,024         | 2,504         |
| Marsaxlokk                        | 623           | 699           | 1,322          | 567           | 364           | 931            | 146              | 461           | 607           |
| L-Imqabba                         | 484           | 721           | 1,205          | 436           | 362           | 798            | 113              | 517           | 630           |
| Il-Qrendi                         | 506           | 648           | 1,154          | 464           | 340           | 804            | 106              | 443           | 549           |
| Iż-Żejtun                         | 2,303         | 2,826         | 5,129          | 2,021         | 1,594         | 3,615          | 771              | 1,833         | 2,604         |
| Iż-Żurriq                         | 1,995         | 2,560         | 4,555          | 1,811         | 1,344         | 3,155          | 478              | 1,722         | 2,200         |

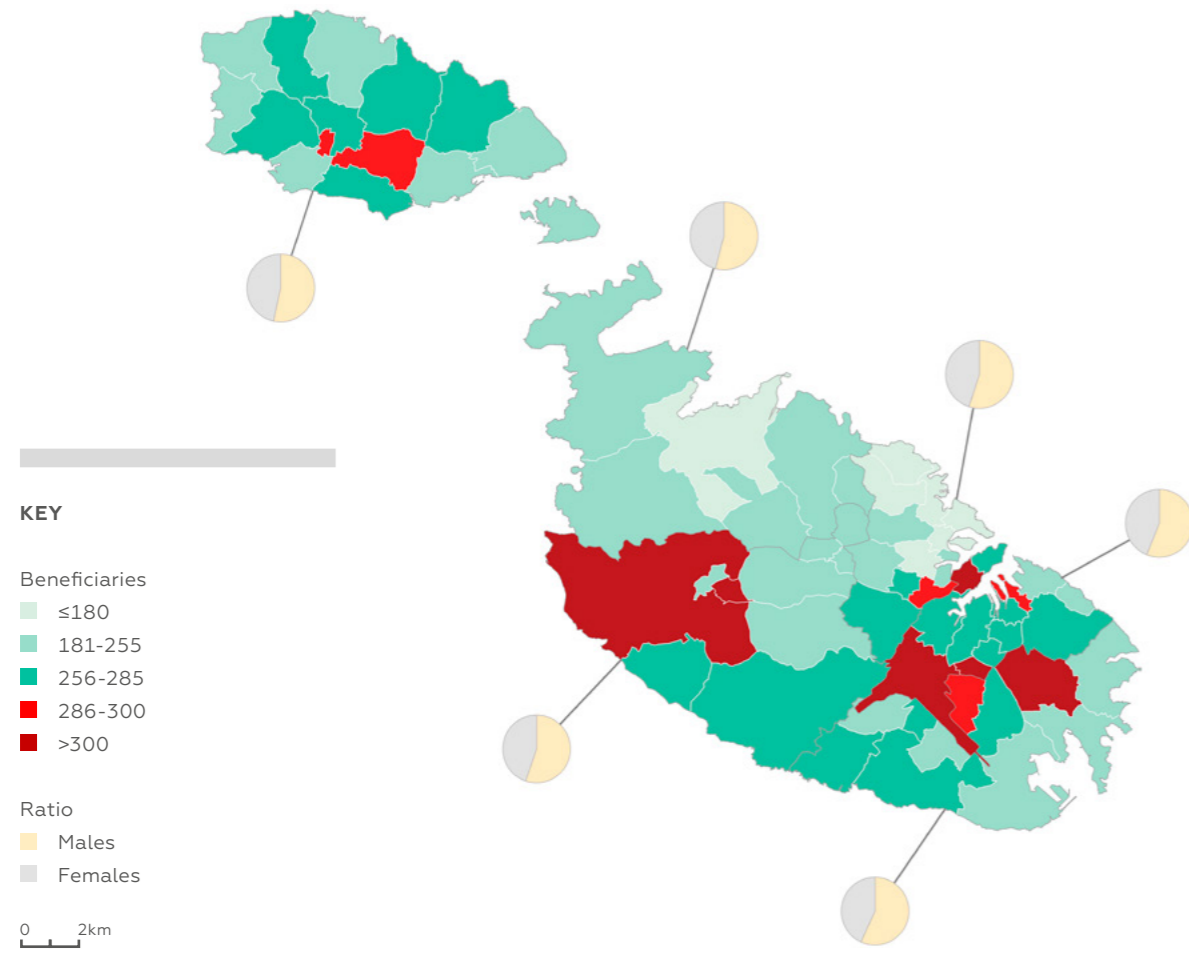
Table 10.1 continued

| Regions, districts and localities | Total         |               |               | Contributory |              |               | Non-Contributory |              |               |
|-----------------------------------|---------------|---------------|---------------|--------------|--------------|---------------|------------------|--------------|---------------|
|                                   | Males         | Females       | Total         | Males        | Females      | Total         | Males            | Females      | Total         |
| <b>Western</b>                    | <b>10,028</b> | <b>12,863</b> | <b>22,891</b> | <b>9,063</b> | <b>7,360</b> | <b>16,423</b> | <b>2,248</b>     | <b>7,716</b> | <b>9,964</b>  |
| Had-Dingli                        | 622           | 737           | 1,359         | 583          | 380          | 963           | 124              | 471          | 595           |
| Hal Balzan                        | 637           | 915           | 1,552         | 585          | 580          | 1,165         | 103              | 454          | 557           |
| Hal Lija                          | 458           | 615           | 1,073         | 423          | 356          | 779           | 85               | 362          | 447           |
| H'Attard                          | 1,575         | 2,174         | 3,749         | 1,456        | 1,223        | 2,679         | 219              | 1,259        | 1,478         |
| Haz-Żebbuġ                        | 2,139         | 2,557         | 4,696         | 1,875        | 1,304        | 3,179         | 616              | 1,732        | 2,348         |
| L-Iklin                           | 488           | 561           | 1,049         | 457          | 340          | 797           | 83               | 288          | 371           |
| L-Imdina                          | 43            | 62            | 105           | 39           | 55           | 94            | 9                | 10           | 19            |
| L-Imtarfa                         | 319           | 526           | 845           | 270          | 280          | 550           | 97               | 370          | 467           |
| Ir-Rabat                          | 2,304         | 2,788         | 5,092         | 2,109        | 1,815        | 3,924         | 538              | 1,524        | 2,062         |
| Is-Siġġiewi                       | 1,443         | 1,928         | 3,371         | 1,266        | 1,027        | 2,293         | 374              | 1,246        | 1,620         |
| <b>Northern</b>                   | <b>10,894</b> | <b>15,062</b> | <b>25,956</b> | <b>9,563</b> | <b>8,130</b> | <b>17,693</b> | <b>2,516</b>     | <b>9,721</b> | <b>12,237</b> |
| Hal Għargħur                      | 428           | 610           | 1,038         | 390          | 263          | 653           | 97               | 452          | 549           |
| Il-Mellieħa                       | 1,497         | 1,954         | 3,451         | 1,361        | 1,128        | 2,489         | 281              | 1,207        | 1,488         |
| L-Imġarr                          | 600           | 798           | 1,398         | 543          | 353          | 896           | 112              | 588          | 700           |
| Il-Mosta                          | 3,241         | 4,488         | 7,729         | 2,910        | 2,510        | 5,420         | 701              | 2,772        | 3,473         |
| In-Naxxar                         | 2,095         | 2,827         | 4,922         | 1,943        | 1,508        | 3,451         | 360              | 1,766        | 2,126         |
| San Pawl Il-Baħar                 | 3,033         | 4,385         | 7,418         | 2,416        | 2,368        | 4,784         | 965              | 2,936        | 3,901         |
| <b>Gozo and Comino</b>            | <b>5,676</b>  | <b>7,348</b>  | <b>13,024</b> | <b>4,783</b> | <b>4,166</b> | <b>8,949</b>  | <b>1,619</b>     | <b>4,627</b> | <b>6,246</b>  |
| Il-Fontana                        | 163           | 209           | 372           | 143          | 131          | 274           | 41               | 129          | 170           |
| Għajnsielem and Comino            | 511           | 639           | 1,150         | 436          | 328          | 764           | 159              | 430          | 589           |
| L-Għarb                           | 187           | 272           | 459           | 160          | 147          | 307           | 42               | 177          | 219           |
| L-Għasri                          | 62            | 104           | 166           | 48           | 67           | 115           | 21               | 53           | 74            |
| Il-Munxar                         | 178           | 218           | 396           | 146          | 118          | 264           | 60               | 151          | 211           |
| In-Nadur                          | 728           | 877           | 1,605         | 612          | 501          | 1,113         | 219              | 535          | 754           |
| Il-Qala                           | 348           | 412           | 760           | 290          | 197          | 487           | 98               | 288          | 386           |
| San Lawrenz                       | 103           | 142           | 245           | 91           | 89           | 180           | 22               | 77           | 99            |
| Ta' Kerċem                        | 287           | 385           | 672           | 255          | 218          | 473           | 66               | 241          | 307           |
| Ta' Sannat                        | 307           | 458           | 765           | 253          | 266          | 519           | 84               | 290          | 374           |
| Ir-Rabat                          | 1,085         | 1,515         | 2,600         | 945          | 931          | 1,876         | 245              | 854          | 1,099         |
| Ix-Xagħra                         | 720           | 950           | 1,670         | 613          | 536          | 1,149         | 206              | 608          | 814           |
| Ix-Xewkija                        | 591           | 744           | 1,335         | 494          | 438          | 932           | 193              | 480          | 673           |
| Iż-Żebbuġ                         | 406           | 423           | 829           | 297          | 199          | 496           | 163              | 314          | 477           |

Source: DSS SABS database.

Notes: As persons receiving more than one benefit are only counted once, the number of beneficiaries listed in the "Total" column will not be equal to the sum of Contributory and Non-Contributory beneficiaries.

Map 10.2 Total social security contributory benefits beneficiaries per 1,000 population by district, locality and sex: 2020



Map 10.3 Total social security non-contributory benefits beneficiaries per 1,000 population by district, locality and sex: 2020

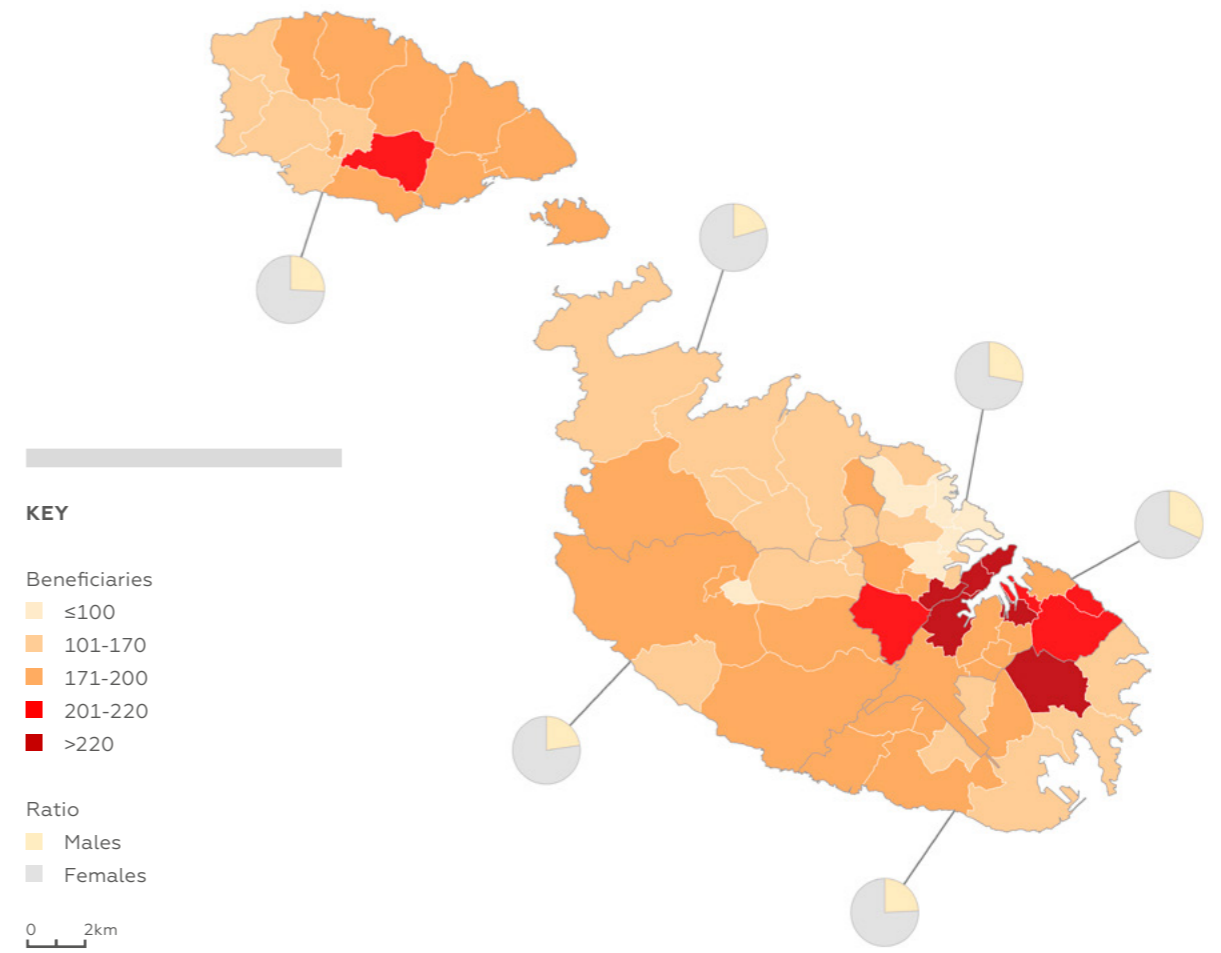


Chart 10.1: Social benefit recipients: 2012 - 2020

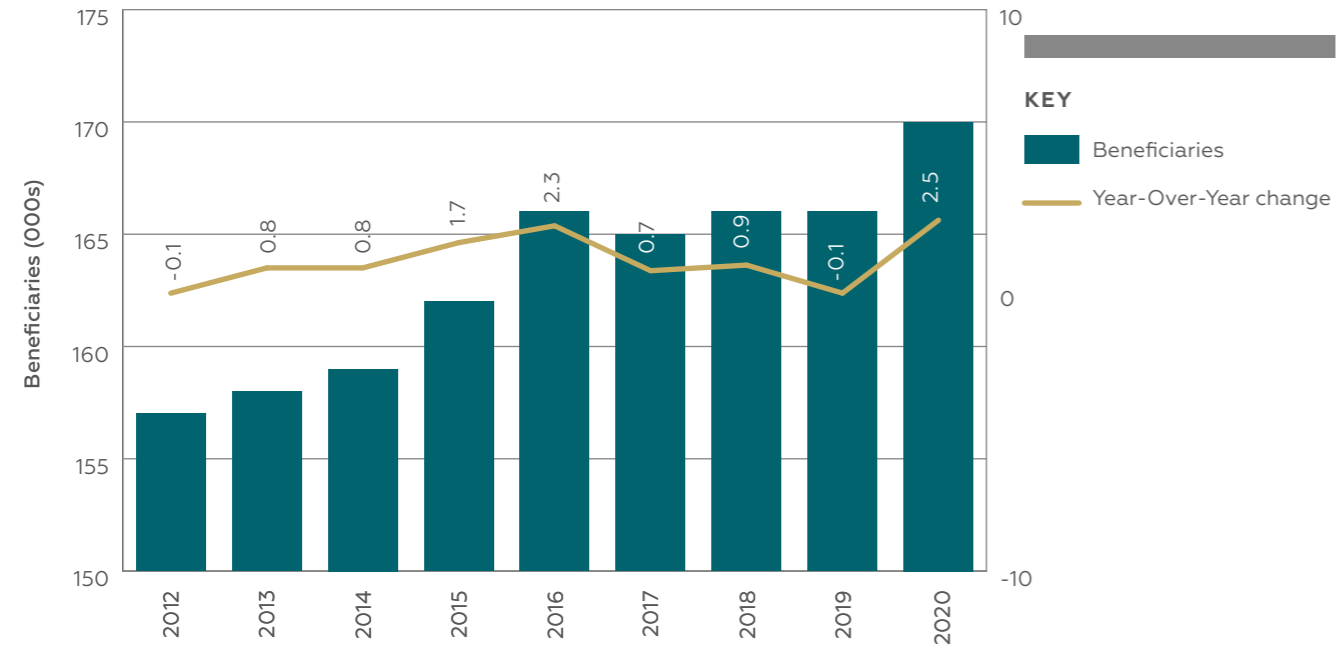


Chart 10.2: Social security beneficiaries by district: 2012, 2016 & 2020

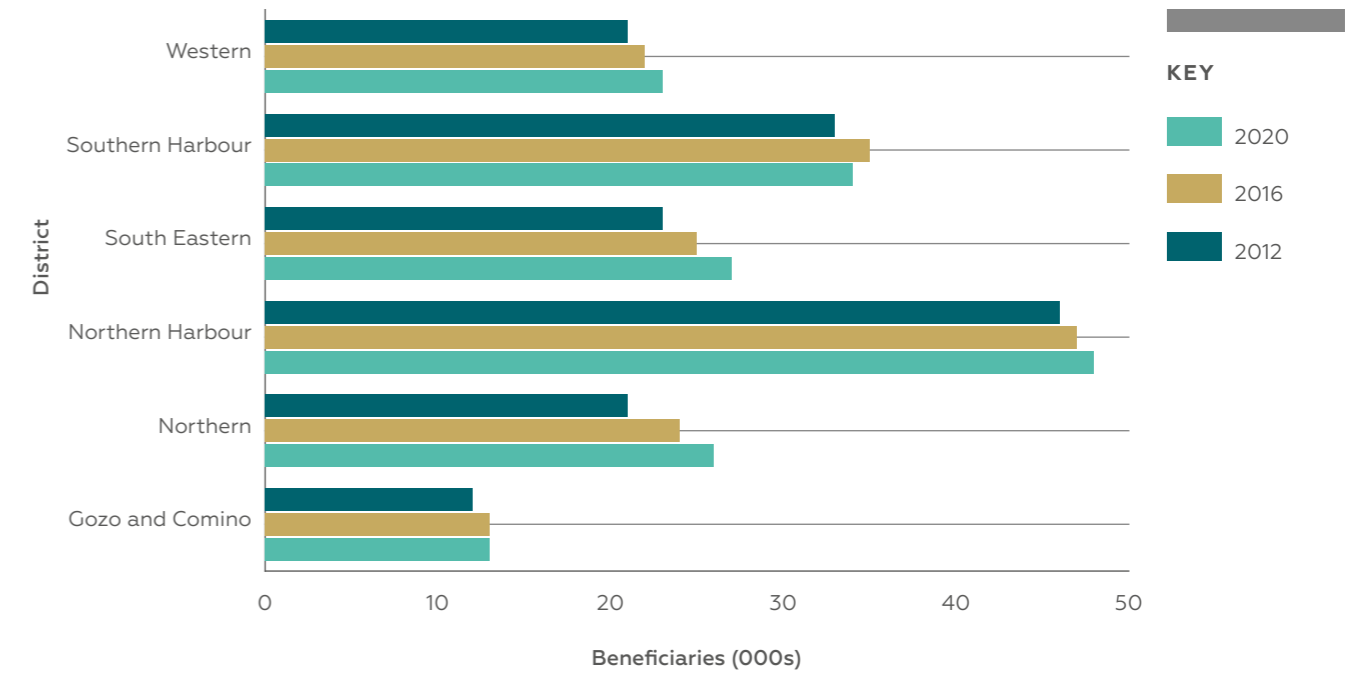


Table 10.2 Social security benefits beneficiaries by ESSPROS function, locality and sex: 2020

| Regions, districts and localities | Sickness <sup>1</sup> |               |               | Disability <sup>2</sup> |              |              | Old Age <sup>3</sup> |               |               |
|-----------------------------------|-----------------------|---------------|---------------|-------------------------|--------------|--------------|----------------------|---------------|---------------|
|                                   | Males                 | Females       | Total         | Males                   | Females      | Total        | Males                | Females       | Total         |
| <b>MALTA</b>                      | <b>18,082</b>         | <b>17,730</b> | <b>35,812</b> | <b>4,586</b>            | <b>4,862</b> | <b>9,448</b> | <b>49,032</b>        | <b>22,354</b> | <b>71,386</b> |
| <b>Malta</b>                      | <b>16,879</b>         | <b>16,369</b> | <b>33,248</b> | <b>4,105</b>            | <b>4,322</b> | <b>8,427</b> | <b>45,424</b>        | <b>20,336</b> | <b>65,760</b> |
| <b>Gozo and Comino</b>            | <b>1,203</b>          | <b>1,361</b>  | <b>2,564</b>  | <b>481</b>              | <b>540</b>   | <b>1,021</b> | <b>3,608</b>         | <b>2,018</b>  | <b>5,626</b>  |
| <b>Southern Harbour</b>           | <b>4,159</b>          | <b>4,387</b>  | <b>8,546</b>  | <b>1,044</b>            | <b>1,053</b> | <b>2,097</b> | <b>10,215</b>        | <b>4,305</b>  | <b>14,520</b> |
| Bormla                            | 371                   | 439           | 810           | 80                      | 71           | 151          | 573                  | 287           | 860           |
| Il-Fgura                          | 489                   | 545           | 1,034         | 150                     | 169          | 319          | 1,416                | 560           | 1,976         |
| Floriana                          | 100                   | 127           | 227           | 19                      | 25           | 44           | 293                  | 149           | 442           |
| Hal Luqa                          | 264                   | 231           | 495           | 67                      | 71           | 138          | 876                  | 395           | 1,271         |
| Hal Tarxien                       | 333                   | 406           | 739           | 108                     | 129          | 237          | 978                  | 480           | 1,458         |
| Haż-Żabbar                        | 827                   | 719           | 1,546         | 165                     | 189          | 354          | 1,877                | 654           | 2,531         |
| Il-Kalkara                        | 123                   | 116           | 239           | 50                      | 35           | 85           | 310                  | 123           | 433           |
| Il-Marsa                          | 357                   | 322           | 679           | 78                      | 51           | 129          | 714                  | 266           | 980           |
| Raħal Ġdid                        | 427                   | 495           | 922           | 126                     | 124          | 250          | 1,094                | 506           | 1,600         |
| Santa Luċija                      | 139                   | 151           | 290           | 46                      | 44           | 90           | 446                  | 192           | 638           |
| L-Isla                            | 152                   | 171           | 323           | 29                      | 33           | 62           | 369                  | 120           | 489           |
| Valletta                          | 355                   | 433           | 788           | 75                      | 56           | 131          | 735                  | 399           | 1,134         |
| Il-Birgu                          | 128                   | 157           | 285           | 28                      | 30           | 58           | 387                  | 128           | 515           |
| Ix-Xgħajra                        | 94                    | 75            | 169           | 23                      | 26           | 49           | 147                  | 46            | 193           |
| <b>Northern Harbour</b>           | <b>4,830</b>          | <b>4,870</b>  | <b>9,700</b>  | <b>1,112</b>            | <b>1,125</b> | <b>2,237</b> | <b>14,421</b>        | <b>6,875</b>  | <b>21,296</b> |
| Birkirkara                        | 1,044                 | 971           | 2,015         | 227                     | 272          | 499          | 2,524                | 1,173         | 3,697         |
| Il-Gżira                          | 242                   | 314           | 556           | 58                      | 62           | 120          | 853                  | 432           | 1,285         |
| Hal Qormi                         | 991                   | 821           | 1,812         | 217                     | 172          | 389          | 2,098                | 793           | 2,891         |
| Il-Hamrun                         | 623                   | 626           | 1,249         | 93                      | 113          | 206          | 1,314                | 575           | 1,889         |
| L-Imsida                          | 354                   | 351           | 705           | 63                      | 74           | 137          | 836                  | 488           | 1,324         |
| Pembroke                          | 109                   | 118           | 227           | 40                      | 32           | 72           | 235                  | 121           | 356           |
| San Ġwann                         | 399                   | 378           | 777           | 122                     | 108          | 230          | 1,457                | 618           | 2,075         |
| Santa Venera                      | 316                   | 345           | 661           | 75                      | 89           | 164          | 827                  | 344           | 1,171         |
| San Ġiljan                        | 156                   | 210           | 366           | 53                      | 46           | 99           | 923                  | 468           | 1,391         |
| Is-Swieqi                         | 97                    | 143           | 240           | 34                      | 44           | 78           | 798                  | 373           | 1,171         |
| Ta' Xbiex                         | 53                    | 58            | 111           | 13                      | 5            | 18           | 268                  | 103           | 371           |
| Tal-Pietà                         | 162                   | 202           | 364           | 34                      | 29           | 63           | 471                  | 233           | 704           |
| Tas-Sliema                        | 284                   | 333           | 617           | 83                      | 79           | 162          | 1,817                | 1,154         | 2,971         |
| <b>South Eastern</b>              | <b>3,156</b>          | <b>2,927</b>  | <b>6,083</b>  | <b>752</b>              | <b>885</b>   | <b>1,637</b> | <b>7,238</b>         | <b>2,910</b>  | <b>10,148</b> |
| Birżebbuġa                        | 434                   | 411           | 845           | 116                     | 119          | 235          | 1,012                | 390           | 1,402         |
| Il-Gudja                          | 154                   | 136           | 290           | 27                      | 35           | 62           | 404                  | 143           | 547           |
| Hal Għaxaq                        | 202                   | 216           | 418           | 53                      | 73           | 126          | 541                  | 176           | 717           |
| Hal Kirkop                        | 140                   | 107           | 247           | 32                      | 27           | 59           | 268                  | 112           | 380           |
| Hal Safi                          | 104                   | 82            | 186           | 24                      | 23           | 47           | 226                  | 81            | 307           |
| Marsaskala                        | 463                   | 489           | 952           | 95                      | 159          | 254          | 1,021                | 484           | 1,505         |
| Marsaxlokk                        | 172                   | 146           | 318           | 37                      | 45           | 82           | 393                  | 145           | 538           |
| L-Imqabba                         | 145                   | 127           | 272           | 23                      | 30           | 53           | 304                  | 140           | 444           |
| Il-Qrendi                         | 131                   | 107           | 238           | 32                      | 36           | 68           | 329                  | 129           | 458           |
| Iż-Żejtun                         | 656                   | 621           | 1,277         | 225                     | 218          | 443          | 1,473                | 589           | 2,062         |
| Iż-Żurrieq                        | 555                   | 485           | 1,040         | 88                      | 120          | 208          | 1,267                | 521           | 1,788         |

Table 10.2 continued

| Regions, districts and localities | Sickness <sup>1</sup> |              |              | Disability <sup>2</sup> |            |              | Old Age <sup>3</sup> |              |               |
|-----------------------------------|-----------------------|--------------|--------------|-------------------------|------------|--------------|----------------------|--------------|---------------|
|                                   | Males                 | Females      | Total        | Males                   | Females    | Total        | Males                | Females      | Total         |
| <b>Western</b>                    | <b>2,253</b>          | <b>1,960</b> | <b>4,213</b> | <b>586</b>              | <b>626</b> | <b>1,212</b> | <b>6,840</b>         | <b>3,225</b> | <b>10,065</b> |
| Had-Dingli                        | 167                   | 110          | 277          | 30                      | 28         | 58           | 406                  | 156          | 562           |
| Hal Balzan                        | 66                    | 103          | 169          | 30                      | 31         | 61           | 501                  | 269          | 770           |
| Hal Lija                          | 86                    | 63           | 149          | 22                      | 33         | 55           | 342                  | 173          | 515           |
| H'Attard                          | 257                   | 263          | 520          | 76                      | 106        | 182          | 1,153                | 543          | 1,696         |
| Haż-Żebbuġ                        | 600                   | 446          | 1,046        | 118                     | 119        | 237          | 1,317                | 505          | 1,822         |
| L-Iklin                           | 83                    | 79           | 162          | 27                      | 33         | 60           | 368                  | 174          | 542           |
| L-Imdina                          | 5                     | 3            | 8            | 1                       | 3          | 4            | 38                   | 35           | 73            |
| L-Imtarfa                         | 118                   | 120          | 238          | 27                      | 21         | 48           | 154                  | 81           | 235           |
| Ir-Rabat                          | 527                   | 458          | 985          | 118                     | 117        | 235          | 1,647                | 837          | 2,484         |
| Is-Siġġiewi                       | 344                   | 315          | 659          | 137                     | 135        | 272          | 914                  | 452          | 1,366         |
| <b>Northern</b>                   | <b>2,481</b>          | <b>2,225</b> | <b>4,706</b> | <b>611</b>              | <b>633</b> | <b>1,244</b> | <b>6,710</b>         | <b>3,021</b> | <b>9,731</b>  |
| Hal Għargħur                      | 108                   | 67           | 175          | 26                      | 22         | 48           | 267                  | 90           | 357           |
| Il-Mellieħa                       | 320                   | 279          | 599          | 86                      | 83         | 169          | 977                  | 431          | 1,408         |
| L-Imġarr                          | 142                   | 103          | 245          | 35                      | 41         | 76           | 378                  | 115          | 493           |
| Il-Mosta                          | 722                   | 628          | 1,350        | 210                     | 202        | 412          | 2,077                | 979          | 3,056         |
| In-Naxxar                         | 467                   | 360          | 827          | 94                      | 122        | 216          | 1,433                | 601          | 2,034         |
| San Pawl Il-Baħar                 | 722                   | 788          | 1,510        | 160                     | 163        | 323          | 1,578                | 805          | 2,383         |
| <b>Gozo and Comino</b>            | <b>1,203</b>          | <b>1,361</b> | <b>2,564</b> | <b>481</b>              | <b>540</b> | <b>1,021</b> | <b>3,608</b>         | <b>2,018</b> | <b>5,626</b>  |
| Il-Fontana                        | 29                    | 36           | 65           | 11                      | 12         | 23           | 110                  | 59           | 169           |
| Għajnsielem and Comino            | 120                   | 139          | 259          | 50                      | 41         | 91           | 326                  | 152          | 478           |
| L-Għarb                           | 43                    | 43           | 86           | 14                      | 19         | 33           | 113                  | 71           | 184           |
| L-Għasri                          | 7                     | 14           | 21           | 4                       | 10         | 14           | 38                   | 34           | 72            |
| Il-Munxar                         | 48                    | 40           | 88           | 16                      | 20         | 36           | 90                   | 50           | 140           |
| In-Nadur                          | 179                   | 151          | 330          | 60                      | 52         | 112          | 468                  | 257          | 725           |
| Il-Qala                           | 69                    | 79           | 148          | 32                      | 32         | 64           | 220                  | 106          | 326           |
| San Lawrenz                       | 17                    | 21           | 38           | 9                       | 12         | 21           | 69                   | 42           | 111           |
| Ta' Kerċem                        | 57                    | 63           | 120          | 17                      | 29         | 46           | 204                  | 97           | 301           |
| Ta' Sannat                        | 65                    | 91           | 156          | 28                      | 32         | 60           | 185                  | 93           | 278           |
| Ir-Rabat                          | 192                   | 259          | 451          | 68                      | 83         | 151          | 772                  | 483          | 1,255         |
| Ix-Xagħra                         | 155                   | 181          | 336          | 68                      | 81         | 149          | 449                  | 262          | 711           |
| Ix-Xewkija                        | 130                   | 141          | 271          | 69                      | 89         | 158          | 356                  | 228          | 584           |
| Iż-Żebbuġ                         | 92                    | 103          | 195          | 35                      | 28         | 63           | 208                  | 84           | 292           |

Source: DSS SABS database.

Notes:

- <sup>1</sup> The Sickness function contains the following benefits: Injury Benefit, Sickness Benefit, Carers' Allowance, Increased Carers' Allowance, Leprosy Assistance, Milk Grant, Sickness Assistance, Social Assistance and Tuberculosis Assistance.
- <sup>2</sup> The Disability function contains the following benefits: Decreased National Invalidity Pension, Disablement Gratuity, Injury Pension, Increased Invalidity Pension, Invalidity Pension, National Minimum Invalidity Pension, Disability Assistance, Disabled Child Allowance, Increased Severe Disability Assistance and Severe Disability Assistance.
- <sup>3</sup> The Old Age function contains the following benefits: Decreased National Minimum Pension, Increased National Minimum Pension, Increased Retirement Pension, National Minimum Pension, Retirement Pension, Retirement Pension Top-Up, Two-Thirds Pension, Age Pension and Blind Pension.



Table 10.2 Social security benefits beneficiaries by ESSPROS function, locality and sex: 2020

| Regions, districts and localities | Survivors <sup>4</sup> |               |               | Family/Children <sup>5</sup> |               |               | Unemployment <sup>6</sup> |              |              |
|-----------------------------------|------------------------|---------------|---------------|------------------------------|---------------|---------------|---------------------------|--------------|--------------|
|                                   | Males                  | Females       | Total         | Males                        | Females       | Total         | Males                     | Females      | Total        |
| <b>MALTA</b>                      | <b>420</b>             | <b>16,795</b> | <b>17,215</b> | <b>4,537</b>                 | <b>44,165</b> | <b>48,702</b> | <b>4,497</b>              | <b>3,762</b> | <b>8,259</b> |
| Malta                             | 387                    | 15,597        | 15,984        | 4,082                        | 41,028        | 45,110        | 4,202                     | 3,563        | 7,765        |
| Gozo and Comino                   | 33                     | 1,198         | 1,231         | 455                          | 3,137         | 3,592         | 295                       | 199          | 494          |
| <b>Southern Harbour</b>           | <b>76</b>              | <b>3,959</b>  | <b>4,035</b>  | <b>883</b>                   | <b>7,957</b>  | <b>8,840</b>  | <b>1,067</b>              | <b>888</b>   | <b>1,955</b> |
| Bormla                            | 5                      | 319           | 324           | 58                           | 453           | 511           | 118                       | 99           | 217          |
| Il-Fgura                          | 10                     | 514           | 524           | 165                          | 1,294         | 1,459         | 127                       | 109          | 236          |
| Floriana                          | 1                      | 144           | 145           | 13                           | 145           | 158           | 22                        | 33           | 55           |
| Hal Luqa                          | 5                      | 489           | 494           | 57                           | 486           | 543           | 71                        | 34           | 105          |
| Hal Tarxien                       | 9                      | 304           | 313           | 97                           | 981           | 1,078         | 91                        | 82           | 173          |
| Haz-Żabbar                        | 20                     | 536           | 556           | 216                          | 1,874         | 2,090         | 128                       | 131          | 259          |
| Il-Kalkara                        | 4                      | 134           | 138           | 20                           | 261           | 281           | 25                        | 27           | 52           |
| Il-Marsa                          | 5                      | 276           | 281           | 47                           | 417           | 464           | 154                       | 62           | 216          |
| Rahal Ġdid                        | 12                     | 428           | 440           | 75                           | 710           | 785           | 149                       | 91           | 240          |
| Santa Luċija                      | -                      | 154           | 154           | 17                           | 221           | 238           | 27                        | 33           | 60           |
| L-Isla                            | 2                      | 149           | 151           | 18                           | 209           | 227           | 38                        | 49           | 87           |
| Valletta                          | -                      | 348           | 348           | 47                           | 468           | 515           | 77                        | 87           | 164          |
| Il-Birgu                          | 1                      | 128           | 129           | 25                           | 174           | 199           | 26                        | 27           | 53           |
| Ix-Xghajra                        | 2                      | 36            | 38            | 28                           | 264           | 292           | 14                        | 24           | 38           |
| <b>Northern Harbour</b>           | <b>116</b>             | <b>5,053</b>  | <b>5,169</b>  | <b>1,080</b>                 | <b>11,065</b> | <b>12,145</b> | <b>1,477</b>              | <b>1,090</b> | <b>2,567</b> |
| Birkirkara                        | 27                     | 867           | 894           | 239                          | 2,424         | 2,663         | 225                       | 206          | 431          |
| Il-Gzira                          | 8                      | 359           | 367           | 52                           | 538           | 590           | 128                       | 73           | 201          |
| Hal Qormi                         | 10                     | 708           | 718           | 216                          | 1,725         | 1,941         | 192                       | 164          | 356          |
| Il-Hamrun                         | 7                      | 504           | 511           | 111                          | 795           | 906           | 183                       | 109          | 292          |
| L-Imsida                          | 6                      | 298           | 304           | 80                           | 717           | 797           | 152                       | 94           | 246          |
| Pembroke                          | 9                      | 65            | 74            | 31                           | 329           | 360           | 34                        | 39           | 73           |
| San Ġwann                         | 7                      | 396           | 403           | 75                           | 1,062         | 1,137         | 125                       | 90           | 215          |
| Santa Venera                      | 6                      | 316           | 322           | 101                          | 823           | 924           | 75                        | 67           | 142          |
| San Ġiljan                        | 3                      | 342           | 345           | 34                           | 533           | 567           | 81                        | 65           | 146          |
| Is-Swieqi                         | 10                     | 196           | 206           | 29                           | 855           | 884           | 59                        | 54           | 113          |
| Ta' Xbiex                         | 2                      | 68            | 70            | 8                            | 108           | 116           | 17                        | 11           | 28           |
| Tal-Pietà                         | 2                      | 163           | 165           | 44                           | 346           | 390           | 66                        | 39           | 105          |
| Tas-Sliema                        | 19                     | 771           | 790           | 60                           | 810           | 870           | 140                       | 79           | 219          |
| <b>South Eastern</b>              | <b>56</b>              | <b>2,263</b>  | <b>2,319</b>  | <b>736</b>                   | <b>7,835</b>  | <b>8,571</b>  | <b>634</b>                | <b>572</b>   | <b>1,206</b> |
| Birżebbuġa                        | 6                      | 292           | 298           | 83                           | 909           | 992           | 149                       | 104          | 253          |
| Il-Gudja                          | 3                      | 102           | 105           | 27                           | 297           | 324           | 17                        | 19           | 36           |
| Hal Ghaxaq                        | 3                      | 159           | 162           | 55                           | 603           | 658           | 40                        | 37           | 77           |
| Hal Kirkop                        | 4                      | 61            | 65            | 31                           | 271           | 302           | 19                        | 17           | 36           |
| Hal Safi                          | 1                      | 62            | 63            | 25                           | 272           | 297           | 28                        | 26           | 54           |
| Marsaskala                        | 8                      | 336           | 344           | 166                          | 1,710         | 1,876         | 150                       | 119          | 269          |
| Marsaxlokk                        | 5                      | 107           | 112           | 33                           | 361           | 394           | 22                        | 15           | 37           |
| L-Imqabba                         | 3                      | 108           | 111           | 26                           | 412           | 438           | 19                        | 20           | 39           |
| Il-Qrendi                         | -                      | 89            | 89            | 22                           | 354           | 376           | 18                        | 27           | 45           |
| Iż-Żejtun                         | 13                     | 590           | 603           | 148                          | 1,262         | 1,410         | 86                        | 90           | 176          |
| Iż-Żurrieq                        | 10                     | 357           | 367           | 120                          | 1,384         | 1,504         | 86                        | 98           | 184          |

Table 10.2 continued

| Regions, districts and localities | Survivors <sup>4</sup> |              |              | Family/Children <sup>5</sup> |              |              | Unemployment <sup>6</sup> |            |              |
|-----------------------------------|------------------------|--------------|--------------|------------------------------|--------------|--------------|---------------------------|------------|--------------|
|                                   | Males                  | Females      | Total        | Males                        | Females      | Total        | Males                     | Females    | Total        |
| <b>Western</b>                    | <b>61</b>              | <b>2,137</b> | <b>2,198</b> | <b>551</b>                   | <b>6,086</b> | <b>6,637</b> | <b>330</b>                | <b>349</b> | <b>679</b>   |
| Had-Dingli                        | 1                      | 86           | 87           | 33                           | 406          | 439          | 19                        | 12         | 31           |
| Hal Balzan                        | 7                      | 179          | 186          | 26                           | 385          | 411          | 23                        | 18         | 41           |
| Hal Lija                          | 2                      | 111          | 113          | 16                           | 280          | 296          | 12                        | 14         | 26           |
| H'Attard                          | 14                     | 311          | 325          | 68                           | 1,090        | 1,158        | 64                        | 42         | 106          |
| Haz-Żebbuġ                        | 10                     | 387          | 397          | 188                          | 1,401        | 1,589        | 68                        | 94         | 162          |
| L-Iklin                           | 2                      | 75           | 77           | 22                           | 244          | 266          | 14                        | 19         | 33           |
| L-Imdina                          | -                      | 12           | 12           | 2                            | 9            | 11           | 1                         | 1          | 2            |
| L-Imtarfa                         | 3                      | 101          | 104          | 24                           | 265          | 289          | 17                        | 27         | 44           |
| Ir-Rabat                          | 12                     | 627          | 639          | 96                           | 1,022        | 1,118        | 63                        | 72         | 135          |
| Is-Siġġiewi                       | 10                     | 248          | 258          | 76                           | 984          | 1,060        | 49                        | 50         | 99           |
| <b>Northern</b>                   | <b>78</b>              | <b>2,185</b> | <b>2,263</b> | <b>832</b>                   | <b>8,085</b> | <b>8,917</b> | <b>694</b>                | <b>664</b> | <b>1,358</b> |
| Hal Gharghur                      | 5                      | 73           | 78           | 27                           | 404          | 431          | 12                        | 21         | 33           |
| Il-Mellieha                       | 11                     | 311          | 322          | 98                           | 1,005        | 1,103        | 63                        | 86         | 149          |
| L-Imġarr                          | 4                      | 80           | 84           | 42                           | 525          | 567          | 19                        | 31         | 50           |
| Il-Mosta                          | 33                     | 743          | 776          | 237                          | 2,284        | 2,521        | 125                       | 116        | 241          |
| In-Naxxar                         | 12                     | 455          | 467          | 99                           | 1,498        | 1,597        | 91                        | 80         | 171          |
| San Pawl Il-Baħar                 | 13                     | 523          | 536          | 329                          | 2,369        | 2,698        | 384                       | 330        | 714          |
| <b>Gozo and Comino</b>            | <b>33</b>              | <b>1,198</b> | <b>1,231</b> | <b>455</b>                   | <b>3,137</b> | <b>3,592</b> | <b>295</b>                | <b>199</b> | <b>494</b>   |
| Il-Fontana                        | -                      | 35           | 35           | 15                           | 96           | 111          | 10                        | 6          | 16           |
| Għajnsielem and Comino            | -                      | 94           | 94           | 39                           | 297          | 336          | 23                        | 23         | 46           |
| L-Għarb                           | 2                      | 36           | 38           | 15                           | 134          | 149          | 6                         | 11         | 17           |
| L-Għasri                          | 1                      | 21           | 22           | 6                            | 35           | 41           | 8                         | 3          | 11           |
| Il-Munxar                         | 3                      | 30           | 33           | 17                           | 110          | 127          | 16                        | 11         | 27           |
| In-Nadur                          | 4                      | 151          | 155          | 59                           | 340          | 399          | 27                        | 14         | 41           |
| Il-Qala                           | 1                      | 57           | 58           | 29                           | 192          | 221          | 20                        | 16         | 36           |
| San Lawrenz                       | 1                      | 24           | 25           | 7                            | 56           | 63           | 1                         | 2          | 3            |
| Ta' Kerċem                        | -                      | 65           | 65           | 19                           | 170          | 189          | 6                         | 11         | 17           |
| Ta' Sannat                        | 5                      | 84           | 89           | 29                           | 211          | 240          | 15                        | 7          | 22           |
| Ir-Rabat                          | 7                      | 305          | 312          | 67                           | 551          | 618          | 37                        | 37         | 74           |
| Ix-Xagħra                         | 1                      | 128          | 129          | 63                           | 429          | 492          | 24                        | 20         | 44           |
| Ix-Xewkija                        | 7                      | 119          | 126          | 54                           | 291          | 345          | 31                        | 14         | 45           |
| Iż-Żebbuġ                         | 1                      | 49           | 50           | 36                           | 225          | 261          | 71                        | 24         | 95           |

Source: DSS SABS database.

Notes:

<sup>4</sup> The Survivors function contains the following benefits: Early Survivors Retirement Pension, National Minimum Widows Pension, Orphans' Allowance, Survivors Pension and Widows Pension.

<sup>5</sup> The Family/Children function contains the following benefits: Marriage Grant, Maternity Benefit, Maternity Leave Benefit, Children's Allowance, Child Benefit Bonus, Foster Child Allowance, In-Work Benefit, In-Work Supplement and Social Assistance for Single Parents.

<sup>6</sup> The Unemployment function consists of the following benefits: COVID-19 benefits, Special Unemployment Benefit, Unemployment Benefit, Social Assistance Board, Subsidiary Unemployment Assistance, Unemployment Assistance and Unemployment Assistance Tapering.

Table 10.2 continued

| Regions, districts and localities | Social Exclusion N.E.C. <sup>7</sup> |               |               | Regions, districts and localities | Social Exclusion N.E.C. <sup>7</sup> |              |              |
|-----------------------------------|--------------------------------------|---------------|---------------|-----------------------------------|--------------------------------------|--------------|--------------|
|                                   | Males                                | Females       | Total         |                                   | Males                                | Females      | Total        |
| <b>MALTA</b>                      | <b>11,706</b>                        | <b>11,803</b> | <b>23,509</b> | <b>Western</b>                    | <b>1,240</b>                         | <b>1,193</b> | <b>2,433</b> |
| Malta                             | 10,938                               | 10,706        | 21,644        | Had-Dingli                        | 70                                   | 45           | 115          |
| Gozo and Comino                   | 768                                  | 1,097         | 1,865         | Hal Balzan                        | 49                                   | 57           | 106          |
| Southern Harbour                  | 3,372                                | 3,250         | 6,622         | Hal Lija                          | 49                                   | 62           | 111          |
| Bormla                            | 316                                  | 362           | 678           | H'Attard                          | 93                                   | 109          | 202          |
| Il-Fgura                          | 319                                  | 325           | 644           | Haż-Żebbuġ                        | 353                                  | 255          | 608          |
| Floriana                          | 98                                   | 146           | 244           | L-Iklin                           | 46                                   | 26           | 72           |
| Hal Luqa                          | 242                                  | 285           | 527           | L-Imdina                          | 5                                    | 1            | 6            |
| Hal Tarxien                       | 227                                  | 227           | 454           | L-Imtarfa                         | 40                                   | 82           | 122          |
| Haż-Żabbar                        | 613                                  | 374           | 987           | Ir-Rabat                          | 342                                  | 386          | 728          |
| Il-Kalkara                        | 102                                  | 95            | 197           | Is-Siġġiewi                       | 193                                  | 170          | 363          |
| Il-Marsa                          | 331                                  | 279           | 610           | <b>Northern</b>                   | <b>1,116</b>                         | <b>1,271</b> | <b>2,387</b> |
| Raħal Ġdid                        | 367                                  | 366           | 733           | Hal Għargħur                      | 57                                   | 35           | 92           |
| Santa Luċija                      | 110                                  | 84            | 194           | Il-Mellieħa                       | 119                                  | 163          | 282          |
| L-Isla                            | 150                                  | 142           | 292           | L-Imġarr                          | 49                                   | 47           | 96           |
| Valletta                          | 313                                  | 417           | 730           | Il-Mosta                          | 346                                  | 386          | 732          |
| Il-Birgu                          | 131                                  | 108           | 239           | In-Naxxar                         | 189                                  | 193          | 382          |
| Ix-Xgħajra                        | 53                                   | 40            | 93            | San Pawl Il-Baħar                 | 356                                  | 447          | 803          |
| <b>Northern Harbour</b>           | <b>3,465</b>                         | <b>3,379</b>  | <b>6,844</b>  | <b>Gozo and Comino</b>            | <b>768</b>                           | <b>1,097</b> | <b>1,865</b> |
| Birkirkara                        | 712                                  | 655           | 1,367         | Il-Fontana                        | 21                                   | 27           | 48           |
| Il-Gżira                          | 196                                  | 238           | 434           | Għajnsielem and Comino            | 84                                   | 86           | 170          |
| Hal Qormi                         | 726                                  | 602           | 1,328         | L-Għarb                           | 16                                   | 33           | 49           |
| Il-Hamrun                         | 515                                  | 490           | 1,005         | L-Għasri                          | 8                                    | 10           | 18           |
| L-Imsida                          | 229                                  | 232           | 461           | Il-Munxar                         | 28                                   | 33           | 61           |
| Pembroke                          | 47                                   | 52            | 99            | In-Nadur                          | 108                                  | 145          | 253          |
| San Ġwann                         | 302                                  | 233           | 535           | Il-Qala                           | 43                                   | 75           | 118          |
| Santa Venera                      | 189                                  | 203           | 392           | San Lawrenz                       | 9                                    | 17           | 26           |
| San Ġiljan                        | 133                                  | 173           | 306           | Ta' Kerċem                        | 36                                   | 50           | 86           |
| Is-Swieqi                         | 38                                   | 40            | 78            | Ta' Sannat                        | 34                                   | 55           | 89           |
| Ta' Xbiex                         | 39                                   | 39            | 78            | Ir-Rabat                          | 131                                  | 220          | 351          |
| Tal-Pietà                         | 125                                  | 146           | 271           | Ix-Xgħira                         | 101                                  | 128          | 229          |
| Tas-Sliema                        | 214                                  | 276           | 490           | Ix-Xewkija                        | 84                                   | 150          | 234          |
| <b>South Eastern</b>              | <b>1,745</b>                         | <b>1,613</b>  | <b>3,358</b>  | Iż-Żebbuġ                         | 65                                   | 68           | 133          |
| Birżebbuġa                        | 258                                  | 234           | 492           |                                   |                                      |              |              |
| Il-Gudja                          | 93                                   | 67            | 160           |                                   |                                      |              |              |
| Hal Għaxaq                        | 138                                  | 99            | 237           |                                   |                                      |              |              |
| Hal Kirkop                        | 63                                   | 56            | 119           |                                   |                                      |              |              |
| Hal Safi                          | 40                                   | 37            | 77            |                                   |                                      |              |              |
| Marsaskala                        | 195                                  | 236           | 431           |                                   |                                      |              |              |
| Marsaxlokk                        | 82                                   | 78            | 160           |                                   |                                      |              |              |
| L-Imqabba                         | 71                                   | 90            | 161           |                                   |                                      |              |              |
| Il-Qrendi                         | 58                                   | 69            | 127           |                                   |                                      |              |              |
| Iż-Żejtun                         | 455                                  | 385           | 840           |                                   |                                      |              |              |
| Iż-Żurrieq                        | 292                                  | 262           | 554           |                                   |                                      |              |              |

Source: DSS SABS database.

Notes:

<sup>7</sup> The Social Exclusion N.E.C. function consists of the following benefits: Drug Addicts Allowance and Supplementary Assistance.

Table 10.3 Social security benefits expenditure by locality: 2020

| Regions, districts and localities | Total Expenditure(€'000s) |                  | Regions, districts and localities | Total Expenditure(€'000s) |                |
|-----------------------------------|---------------------------|------------------|-----------------------------------|---------------------------|----------------|
|                                   |                           | Total            |                                   |                           | Total          |
| <b>MALTA</b>                      |                           | <b>1,027,034</b> | <b>Western</b>                    |                           | <b>138,761</b> |
| Malta                             |                           | 951,431          | Had-Dingli                        |                           | 7,434          |
| Gozo and Comino                   |                           | 75,603           | Hal Balzan                        |                           | 10,847         |
| Southern Harbour                  |                           | 219,149          | Hal Lija                          |                           | 7,014          |
| Bormla                            |                           | 15,419           | H'Attard                          |                           | 23,050         |
| Il-Fgura                          |                           | 28,678           | Haż-Żebbuġ                        |                           | 26,766         |
| Floriana                          |                           | 6,595            | L-Iklin                           |                           | 7,000          |
| Hal Luqa                          |                           | 15,136           | L-Imdina                          |                           | 898            |
| Hal Tarxien                       |                           | 21,765           | L-Imtarfa                         |                           | 3,517          |
| Haż-Żabbar                        |                           | 37,864           | Ir-Rabat                          |                           | 32,513         |
| Il-Kalkara                        |                           | 7,213            | Is-Siġġiewi                       |                           | 19,722         |
| Il-Marsa                          |                           | 15,435           | <b>Northern</b>                   |                           | <b>136,783</b> |
| Raħal Ġdid                        |                           | 24,316           | Hal Għargħur                      |                           | 5,033          |
| Santa Luċija                      |                           | 9,562            | Il-Mellieħa                       |                           | 18,494         |
| L-Isla                            |                           | 7,880            | L-Imġarr                          |                           | 6,870          |
| Valletta                          |                           | 18,051           | Il-Mosta                          |                           | 42,621         |
| Il-Birgu                          |                           | 7,947            | In-Naxxar                         |                           | 27,929         |
| Ix-Xgħajra                        |                           | 3,289            | San Pawl Il-Baħar                 |                           | 35,836         |
| <b>Northern Harbour</b>           |                           | <b>307,244</b>   | <b>Gozo and Comino</b>            |                           | <b>75,603</b>  |
| Birkirkara                        |                           | 54,875           | Il-Fontana                        |                           | 2,149          |
| Il-Gżira                          |                           | 18,158           | Għajnsielem and Comino            |                           | 6,504          |
| Hal Qormi                         |                           | 43,416           | L-Għarb                           |                           | 2,392          |
| Il-Hamrun                         |                           | 28,677           | L-Għasri                          |                           | 1,039          |
| L-Imsida                          |                           | 18,750           | Il-Munxar                         |                           | 2,136          |
| Pembroke                          |                           | 5,498            | In-Nadur                          |                           | 9,444          |
| San Ġwann                         |                           | 29,222           | Il-Qala                           |                           | 4,220          |
| Santa Venera                      |                           | 17,862           | San Lawrenz                       |                           | 1,408          |
| San Ġiljan                        |                           | 18,963           | Ta' Kerċem                        |                           | 3,967          |
| Is-Swieqi                         |                           | 15,944           | Ta' Sannat                        |                           | 4,215          |
| Ta' Xbiex                         |                           | 5,143            | Ir-Rabat                          |                           | 16,594         |
| Tal-Pietà                         |                           | 10,224           | Ix-Xgħira                         |                           | 9,206          |
| Tas-Sliema                        |                           | 40,512           | Ix-Xewkija                        |                           | 7,940          |
| <b>South Eastern</b>              |                           | <b>149,493</b>   | Iż-Żebbuġ                         |                           | 4,390          |
| Birżebbuġa                        |                           | 20,739           |                                   |                           |                |
| Il-Gudja                          |                           | 7,493            |                                   |                           |                |
| Hal Għaxaq                        |                           | 10,769           |                                   |                           |                |
| Hal Kirkop                        |                           | 5,297            |                                   |                           |                |
| Hal Safi                          |                           | 4,640            |                                   |                           |                |
| Marsaskala                        |                           | 22,326           |                                   |                           |                |
| Marsaxlokk                        |                           | 7,681            |                                   |                           |                |
| L-Imqabba                         |                           | 6,323            |                                   |                           |                |
| Il-Qrendi                         |                           | 6,449            |                                   |                           |                |
| Iż-Żejtun                         |                           | 32,450           |                                   |                           |                |
| Iż-Żurrieq                        |                           | 25,328           |                                   |                           |                |

Source: DSS SABS database.

Note: The total benefits expenditure obtained from the SABS database does not match that with the Treasury's DAS, used to compile various social security benefit tables found in Chapters 2 to 9 in this publication, as the latter includes welfare payments which are excluded from the SABS database.

Map 10.4 Total social security benefits expenditure per 1,000 population by district and locality: 2020

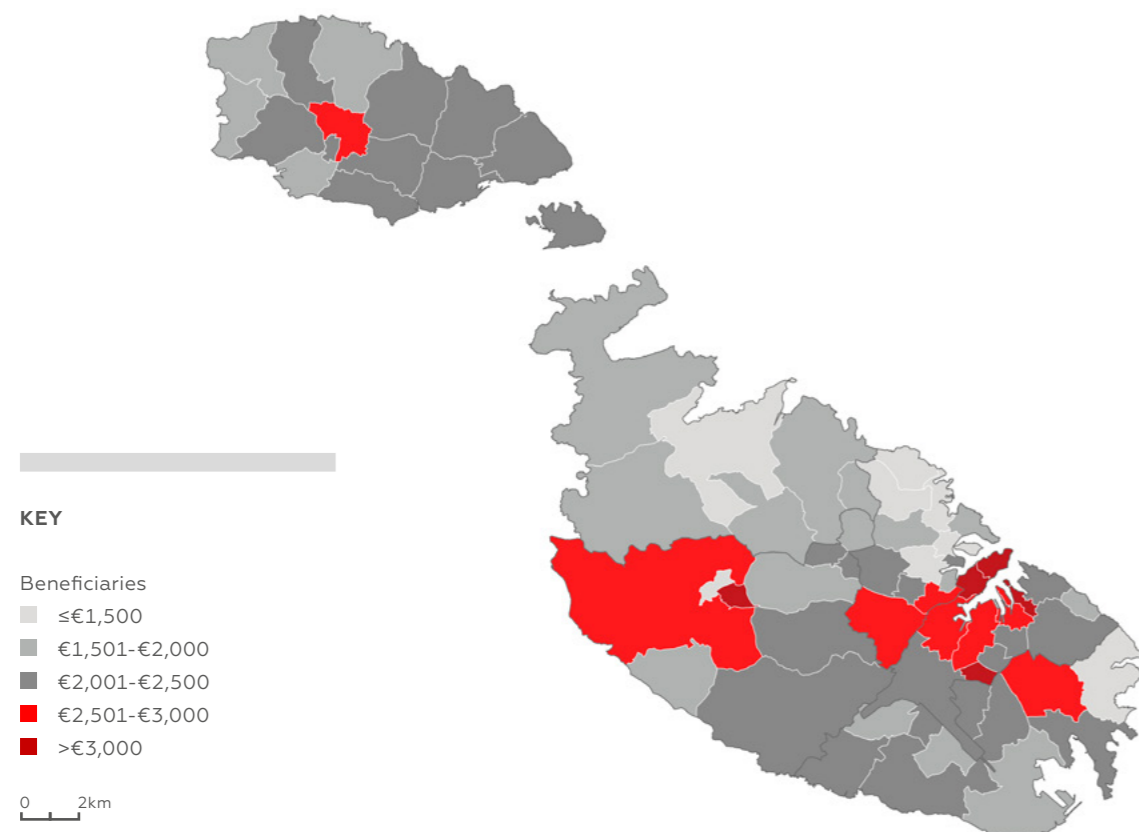


Table 10.4: Population as at the end of 2020

| Regions, districts and localities | Population Total | Regions, districts and localities | Population Total |
|-----------------------------------|------------------|-----------------------------------|------------------|
| <b>MALTA</b>                      | <b>516,100</b>   | <b>Western</b>                    | <b>62,927</b>    |
| Malta                             | 481,537          | Had-Dingli                        | 3,748            |
| Gozo and Comino                   | 34,563           | Hal Balzan                        | 4,741            |
| <b>Southern Harbour</b>           | <b>84,901</b>    | Hal Lija                          | 3,303            |
| Bormla                            | 5,142            | H'Attard                          | 11,774           |
| Il-Fgura                          | 12,947           | Haż-Żebbuġ                        | 12,609           |
| Floriana                          | 2,029            | L-Iklin                           | 3,534            |
| Hal Luqa                          | 6,330            | L-Imdina                          | 244              |
| Hal Tarxien                       | 8,915            | L-Imtarfa                         | 2,612            |
| Haż-Żabbar                        | 15,648           | Ir-Rabat                          | 11,501           |
| Il-Kalkara                        | 3,113            | Is-Siġġiewi                       | 8,861            |
| Il-Marsa                          | 5,733            | <b>Northern</b>                   | <b>87,272</b>    |
| Raħal Ġdid                        | 9,094            | Hal Għargħur                      | 2,922            |
| Santa Luċija                      | 2,958            | Il-Mellieħa                       | 11,693           |
| L-Isla                            | 2,732            | L-Imġarr                          | 3,985            |
| Valletta                          | 5,859            | Il-Mosta                          | 21,495           |
| Il-Birgu                          | 2,455            | In-Naxxar                         | 15,388           |
| Ix-Xgħajra                        | 1,946            | San Pawl Il-Baħar                 | 31,789           |
| <b>Northern Harbour</b>           | <b>171,606</b>   | <b>Gozo and Comino</b>            | <b>34,563</b>    |
| Birkirkara                        | 25,790           | Il-Fontana                        | 958              |
| Il-Gżira                          | 13,021           | Għajnsielem and Comino            | 3,013            |
| Hal Qormi                         | 17,240           | L-Għarb                           | 1,314            |
| Il-Ħamrun                         | 10,122           | L-Għasri                          | 423              |
| L-Imsida                          | 15,566           | Il-Munxar                         | 1,344            |
| Pembroke                          | 3,910            | In-Nadur                          | 4,232            |
| San Ġwann                         | 15,111           | Il-Qala                           | 1,962            |
| Santa Venera                      | 7,983            | San Lawrenz                       | 728              |
| San Ġiljan                        | 15,104           | Ta' Kerċem                        | 1,822            |
| Is-Swieqi                         | 15,847           | Ta' Sannat                        | 1,913            |
| Ta' Xbiex                         | 2,189            | Ir-Rabat                          | 6,624            |
| Tal-Pietà                         | 5,311            | Ix-Xagħra                         | 4,313            |
| Tas-Sliema                        | 24,412           | Ix-Xewkija                        | 3,260            |
| <b>South Eastern</b>              | <b>74,831</b>    | Iż-Żebbuġ                         | 2,657            |
| Birżebbuġa                        | 13,422           |                                   |                  |
| Il-Gudja                          | 3,227            |                                   |                  |
| Hal Għaxaq                        | 4,989            |                                   |                  |
| Hal Kirkop                        | 2,478            |                                   |                  |
| Hal Safi                          | 2,403            |                                   |                  |
| Marsaskala                        | 15,579           |                                   |                  |
| Marsaxlokk                        | 3,774            |                                   |                  |
| L-Imqabba                         | 3,373            |                                   |                  |
| Il-Qrendi                         | 2,861            |                                   |                  |
| Iż-Żejtun                         | 11,516           |                                   |                  |
| Iż-Żurrieq                        | 11,209           |                                   |                  |

Source: Population and Migration Unit, NSO.

Table 10.5a Decreased National Minimum Pension

| Regions, districts and localities | 2016      |           |           | 2018      |           |           | 2020      |           |           |
|-----------------------------------|-----------|-----------|-----------|-----------|-----------|-----------|-----------|-----------|-----------|
|                                   | Males     | Females   | Total     | Males     | Females   | Total     | Males     | Females   | Total     |
| <b>MALTA</b>                      | <b>38</b> | <b>16</b> | <b>54</b> | <b>42</b> | <b>13</b> | <b>55</b> | <b>40</b> | <b>12</b> | <b>52</b> |
| <b>Malta</b>                      | <b>34</b> | <b>14</b> | <b>48</b> | <b>35</b> | <b>11</b> | <b>46</b> | <b>34</b> | <b>11</b> | <b>45</b> |
| <b>Gozo and Comino</b>            | <b>4</b>  | <b>2</b>  | <b>6</b>  | <b>7</b>  | <b>2</b>  | <b>9</b>  | <b>6</b>  | <b>1</b>  | <b>7</b>  |
| <b>Southern Harbour</b>           | <b>10</b> | <b>3</b>  | <b>13</b> | <b>11</b> | <b>2</b>  | <b>13</b> | <b>11</b> | <b>4</b>  | <b>15</b> |
| Bormla                            | -         | -         | -         | -         | -         | -         | -         | -         | -         |
| Il-Fgura                          | 1         | -         | 1         | 2         | -         | 2         | 1         | -         | 1         |
| Floriana                          | 1         | -         | 1         | -         | -         | -         | -         | -         | -         |
| Hal Luqa                          | 1         | -         | 1         | 1         | -         | 1         | 3         | -         | 3         |
| Hal Tarxien                       | 1         | -         | 1         | -         | -         | -         | -         | -         | -         |
| Haż-Żabbar                        | 1         | 1         | 2         | 1         | 2         | 3         | 2         | 3         | 5         |
| Il-Kalkara                        | 1         | 1         | 2         | 1         | -         | 1         | 1         | -         | 1         |
| Il-Marsa                          | 1         | -         | 1         | 1         | -         | 1         | -         | -         | -         |
| Rahal Ġdid                        | 2         | -         | 2         | 2         | -         | 2         | 2         | 1         | 3         |
| Santa Luċija                      | 1         | -         | 1         | 1         | -         | 1         | 1         | -         | 1         |
| L-Isla                            | -         | 1         | 1         | 2         | -         | 2         | 1         | -         | 1         |
| Valletta                          | -         | -         | -         | -         | -         | -         | -         | -         | -         |
| Il-Birgu                          | -         | -         | -         | -         | -         | -         | -         | -         | -         |
| Ix-Xghajra                        | -         | -         | -         | -         | -         | -         | -         | -         | -         |
| <b>Northern Harbour</b>           | <b>12</b> | <b>5</b>  | <b>17</b> | <b>10</b> | <b>4</b>  | <b>14</b> | <b>10</b> | <b>3</b>  | <b>13</b> |
| Birkirkara                        | 1         | 2         | 3         | -         | 2         | 2         | -         | 1         | 1         |
| Il-Gżira                          | -         | 2         | 2         | -         | 1         | 1         | -         | 1         | 1         |
| Hal Qormi                         | -         | -         | -         | -         | -         | -         | -         | -         | -         |
| Il-Hamrun                         | 1         | 1         | 2         | 1         | 1         | 2         | 2         | 1         | 3         |
| L-Imsida                          | -         | -         | -         | -         | -         | -         | -         | -         | -         |
| Pembroke                          | -         | -         | -         | -         | -         | -         | -         | -         | -         |
| San Ġwann                         | 2         | -         | 2         | 2         | -         | 2         | 2         | -         | 2         |
| Santa Venera                      | 1         | -         | 1         | -         | -         | -         | -         | -         | -         |
| San Ġiljan                        | 1         | -         | 1         | 2         | -         | 2         | 2         | -         | 2         |
| Is-Swieqi                         | 1         | -         | 1         | 1         | -         | 1         | 1         | -         | 1         |
| Ta' Xbiex                         | -         | -         | -         | -         | -         | -         | -         | -         | -         |
| Tal-Pietà                         | 1         | -         | 1         | -         | -         | -         | -         | -         | -         |
| Tas-Sliema                        | 4         | -         | 4         | 4         | -         | 4         | 3         | -         | 3         |
| <b>South Eastern</b>              | <b>4</b>  | <b>-</b>  | <b>4</b>  | <b>4</b>  | <b>-</b>  | <b>4</b>  | <b>3</b>  | <b>-</b>  | <b>3</b>  |
| Birżebbuġa                        | 2         | -         | 2         | 1         | -         | 1         | 1         | -         | 1         |
| Il-Gudja                          | -         | -         | -         | -         | -         | -         | -         | -         | -         |
| Hal Ghaxaq                        | 1         | -         | 1         | 1         | -         | 1         | 1         | -         | 1         |
| Hal Kirkop                        | -         | -         | -         | -         | -         | -         | -         | -         | -         |
| Hal Safi                          | -         | -         | -         | -         | -         | -         | -         | -         | -         |
| Marsaskala                        | -         | -         | -         | 1         | -         | 1         | 1         | -         | 1         |
| Marsaxlokk                        | -         | -         | -         | -         | -         | -         | -         | -         | -         |
| L-Imqabba                         | -         | -         | -         | -         | -         | -         | -         | -         | -         |
| Il-Qrendi                         | -         | -         | -         | -         | -         | -         | -         | -         | -         |
| Iż-Żejtun                         | 1         | -         | 1         | 1         | -         | 1         | -         | -         | -         |
| Iż-Żurrieq                        | -         | -         | -         | -         | -         | -         | -         | -         | -         |
| <b>Western</b>                    | <b>3</b>  | <b>-</b>  | <b>3</b>  | <b>3</b>  | <b>-</b>  | <b>3</b>  | <b>3</b>  | <b>1</b>  | <b>4</b>  |
| Had-Dingli                        | -         | -         | -         | -         | -         | -         | -         | -         | -         |
| Hal Balzan                        | -         | -         | -         | -         | -         | -         | -         | -         | -         |
| Hal Lija                          | -         | -         | -         | -         | -         | -         | -         | -         | -         |
| H'Attard                          | 2         | -         | 2         | 2         | -         | 2         | 2         | 1         | 3         |
| Haż-Zebbuġ                        | -         | -         | -         | -         | -         | -         | -         | -         | -         |
| L-Iklin                           | -         | -         | -         | -         | -         | -         | -         | -         | -         |
| L-Imdina                          | -         | -         | -         | -         | -         | -         | -         | -         | -         |
| L-Imtarfa                         | -         | -         | -         | -         | -         | -         | -         | -         | -         |
| Ir-Rabat                          | -         | -         | -         | -         | -         | -         | 1         | -         | 1         |
| Is-Siġġiewi                       | 1         | -         | 1         | 1         | -         | 1         | -         | -         | -         |

Table 10.5a continued

| Regions, districts and localities | 2016     |          |           | 2018     |          |           | 2020     |          |           |
|-----------------------------------|----------|----------|-----------|----------|----------|-----------|----------|----------|-----------|
|                                   | Males    | Females  | Total     | Males    | Females  | Total     | Males    | Females  | Total     |
| <b>Northern</b>                   | <b>5</b> | <b>6</b> | <b>11</b> | <b>7</b> | <b>5</b> | <b>12</b> | <b>7</b> | <b>3</b> | <b>10</b> |
| Hal Gharghur                      | -        | -        | -         | -        | -        | -         | -        | -        | -         |
| Il-Mellieħa                       | 1        | 1        | 2         | 2        | 1        | 3         | 3        | 1        | 4         |
| L-Imġarr                          | -        | -        | -         | -        | -        | -         | -        | -        | -         |
| Il-Mosta                          | 1        | 1        | 2         | 2        | 1        | 3         | 1        | 2        | 3         |
| In-Naxxar                         | 2        | 3        | 5         | 2        | 2        | 4         | 2        | -        | 2         |
| San Pawl Il-Baħar                 | 1        | 1        | 2         | 1        | 1        | 2         | 1        | -        | 1         |
| <b>Gozo and Comino</b>            | <b>4</b> | <b>2</b> | <b>6</b>  | <b>7</b> | <b>2</b> | <b>9</b>  | <b>6</b> | <b>1</b> | <b>7</b>  |
| Il-Fontana                        | -        | -        | -         | -        | -        | -         | -        | -        | -         |
| Għajnsielem and Comino            | 1        | -        | 1         | 3        | -        | 3         | 2        | -        | 2         |
| L-Għarb                           | -        | -        | -         | -        | -        | -         | -        | -        | -         |
| L-Għasri                          | -        | -        | -         | -        | -        | -         | -        | -        | -         |
| Il-Munxar                         | -        | 1        | 1         | -        | 1        | 1         | -        | -        | -         |
| In-Nadur                          | 1        | -        | 1         | -        | -        | -         | -        | -        | -         |
| Il-Qala                           | 2        | 1        | 3         | 3        | 1        | 4         | 2        | 1        | 3         |
| San Lawrenz                       | -        | -        | -         | -        | -        | -         | -        | -        | -         |
| Ta' Kerċem                        | -        | -        | -         | -        | -        | -         | -        | -        | -         |
| Ta' Sannat                        | -        | -        | -         | 1        | -        | 1         | 1        | -        | 1         |
| Ir-Rabat                          | -        | -        | -         | -        | -        | -         | -        | -        | -         |
| Ix-Xagħra                         | -        | -        | -         | -        | -        | -         | -        | -        | -         |
| Ix-Xewkija                        | -        | -        | -         | -        | -        | -         | -        | -        | -         |
| Iż-Żebbuġ                         | -        | -        | -         | -        | -        | -         | 1        | -        | 1         |

Table 10.5b Decreased National Minimum Pension: regional analysis

|  |      | Southern | Northern Harbour | South Eastern | Western | Northern | Gozo and Comino | TOTAL          |
|--|------|----------|------------------|---------------|---------|----------|-----------------|----------------|
| Total Population                                   | 2016 | 80,664   | 143,773          | 69,187        | 60,131  | 74,336   | 32,206          | <b>460,297</b> |
|  | 2018 | 82,910   | 160,173          | 72,375        | 61,689  | 83,024   | 33,388          | <b>493,559</b> |
|  | 2020 | 84,901   | 171,606          | 74,831        | 62,927  | 87,272   | 34,563          | <b>516,100</b> |
| Total Beneficiaries                                | 2016 | 13       | 17               | 4             | 3       | 11       | 6               | <b>54</b>      |
|  | 2018 | 13       | 14               | 4             | 3       | 12       | 9               | <b>55</b>      |
|  | 2020 | 15       | 13               | 3             | 4       | 10       | 7               | <b>52</b>      |
| Total Expenditure (€'000s)                         | 2016 | 51       | 107              | 20            | 25      | 40       | 27              | <b>270</b>     |
|  | 2018 | 71       | 98               | 18            | 26      | 53       | 59              | <b>324</b>     |
|  | 2020 | 85       | 105              | 15            | 32      | 36       | 43              | <b>317</b>     |
| Actual Beneficiaries per 1,000 of Population       | 2016 | 0.2      | 0.1              | 0.1           | 0.0     | 0.1      | 0.2             | -              |
|  | 2018 | 0.2      | 0.1              | 0.1           | 0.0     | 0.1      | 0.3             | -              |
|  | 2020 | 0.2      | 0.1              | 0.0           | 0.1     | 0.1      | 0.2             | -              |
| Expected Beneficiaries (Based on National Average) | 2016 | 9        | 17               | 8             | 7       | 9        | 4               | -              |
|  | 2018 | 9        | 18               | 8             | 7       | 9        | 4               | -              |
|  | 2020 | 9        | 17               | 8             | 6       | 9        | 3               | -              |
| Ratio of Beneficiaries (Actual/Estimate)           | 2016 | 1.37     | 1.01             | 0.49          | 0.43    | 1.26     | 1.59            | -              |
|  | 2018 | 1.41     | 0.78             | 0.50          | 0.44    | 1.30     | 2.42            | -              |
|  | 2020 | 1.75     | 0.75             | 0.40          | 0.63    | 1.14     | 2.01            | -              |

Table 10.6a Increased National Minimum Pension

| Regions, districts and localities | 2016         |            |              | 2018         |            |              | 2020         |            |              |
|-----------------------------------|--------------|------------|--------------|--------------|------------|--------------|--------------|------------|--------------|
|                                   | Males        | Females    | Total        | Males        | Females    | Total        | Males        | Females    | Total        |
| <b>MALTA</b>                      | <b>1,344</b> | <b>408</b> | <b>1,752</b> | <b>1,373</b> | <b>404</b> | <b>1,777</b> | <b>2,013</b> | <b>495</b> | <b>2,508</b> |
| <b>Malta</b>                      | <b>1,286</b> | <b>371</b> | <b>1,657</b> | <b>1,308</b> | <b>359</b> | <b>1,667</b> | <b>1,916</b> | <b>443</b> | <b>2,359</b> |
| <b>Gozo and Comino</b>            | <b>58</b>    | <b>37</b>  | <b>95</b>    | <b>65</b>    | <b>45</b>  | <b>110</b>   | <b>97</b>    | <b>52</b>  | <b>149</b>   |
| <b>Southern Harbour</b>           | <b>315</b>   | <b>76</b>  | <b>391</b>   | <b>308</b>   | <b>68</b>  | <b>376</b>   | <b>460</b>   | <b>81</b>  | <b>541</b>   |
| Bormla                            | 21           | 7          | 28           | 24           | 9          | 33           | 24           | 6          | 30           |
| Il-Fgura                          | 22           | 4          | 26           | 27           | 4          | 31           | 56           | 6          | 62           |
| Floriana                          | 14           | 3          | 17           | 13           | 3          | 16           | 16           | 5          | 21           |
| Hal Luqa                          | 39           | 15         | 54           | 32           | 13         | 45           | 54           | 14         | 68           |
| Hal Tarxien                       | 31           | 10         | 41           | 29           | 8          | 37           | 41           | 10         | 51           |
| Haż-Żabbar                        | 53           | 10         | 63           | 56           | 9          | 65           | 84           | 13         | 97           |
| Il-Kalkara                        | 17           | 1          | 18           | 14           | 2          | 16           | 22           | 3          | 25           |
| Il-Marsa                          | 16           | 2          | 18           | 19           | 2          | 21           | 28           | 2          | 30           |
| Raħal Ġdid                        | 33           | 5          | 38           | 32           | 4          | 36           | 56           | 9          | 65           |
| Santa Luċija                      | 13           | 2          | 15           | 11           | 2          | 13           | 16           | 2          | 18           |
| L-Isla                            | 15           | 5          | 20           | 16           | 3          | 19           | 21           | 2          | 23           |
| Valletta                          | 27           | 10         | 37           | 23           | 8          | 31           | 26           | 7          | 33           |
| Il-Birgu                          | 10           | 2          | 12           | 9            | 1          | 10           | 11           | 2          | 13           |
| Ix-Xghajra                        | 4            | -          | 4            | 3            | -          | 3            | 5            | -          | 5            |
| <b>Northern Harbour</b>           | <b>432</b>   | <b>129</b> | <b>561</b>   | <b>447</b>   | <b>127</b> | <b>574</b>   | <b>613</b>   | <b>159</b> | <b>772</b>   |
| Birkirkara                        | 59           | 19         | 78           | 70           | 22         | 92           | 112          | 30         | 142          |
| Il-Gżira                          | 25           | 7          | 32           | 26           | 8          | 34           | 33           | 8          | 41           |
| Hal Qormi                         | 58           | 13         | 71           | 62           | 12         | 74           | 104          | 15         | 119          |
| Il-Hamrun                         | 31           | 12         | 43           | 32           | 11         | 43           | 49           | 13         | 62           |
| L-Imsida                          | 26           | 7          | 33           | 24           | 6          | 30           | 38           | 6          | 44           |
| Pembroke                          | 7            | -          | 7            | 12           | 1          | 13           | 15           | 2          | 17           |
| San Ġwann                         | 39           | 2          | 41           | 41           | 11         | 52           | 49           | 13         | 62           |
| Santa Venera                      | 23           | 4          | 27           | 21           | 3          | 24           | 28           | 5          | 33           |
| San Ġiljan                        | 38           | 12         | 50           | 39           | 3          | 42           | 40           | 9          | 49           |
| Is-Swieqi                         | 20           | 5          | 25           | 24           | 6          | 30           | 34           | 9          | 43           |
| Ta' Xbiex                         | 12           | 2          | 14           | 9            | 2          | 11           | 13           | 2          | 15           |
| Tal-Pietà                         | 20           | 8          | 28           | 13           | 6          | 19           | 17           | 6          | 23           |
| Tas-Sliema                        | 74           | 38         | 112          | 74           | 36         | 110          | 81           | 41         | 122          |
| <b>South Eastern</b>              | <b>198</b>   | <b>62</b>  | <b>260</b>   | <b>204</b>   | <b>54</b>  | <b>258</b>   | <b>313</b>   | <b>69</b>  | <b>382</b>   |
| Birżebbuġa                        | 31           | 3          | 34           | 30           | 5          | 35           | 40           | 5          | 45           |
| Il-Gudja                          | 13           | 5          | 18           | 13           | 4          | 17           | 24           | 6          | 30           |
| Hal Ghaxaq                        | 10           | 5          | 15           | 11           | 5          | 16           | 21           | 5          | 26           |
| Hal Kirkop                        | 9            | -          | 9            | 9            | -          | 9            | 12           | 1          | 13           |
| Hal Safi                          | 6            | 1          | 7            | 6            | 1          | 7            | 8            | 1          | 9            |
| Marsaskala                        | 30           | 12         | 42           | 30           | 14         | 44           | 44           | 19         | 63           |
| Marsaxlokk                        | 14           | 5          | 19           | 14           | 3          | 17           | 14           | 2          | 16           |
| L-Imqabba                         | 11           | 1          | 12           | 13           | -          | 13           | 16           | 2          | 18           |
| Il-Qrendi                         | 8            | 3          | 11           | 8            | 3          | 11           | 16           | 4          | 20           |
| Iż-Żejtun                         | 38           | 19         | 57           | 42           | 13         | 55           | 65           | 15         | 80           |
| Iż-Żurrieq                        | 28           | 8          | 36           | 28           | 6          | 34           | 53           | 9          | 62           |
| <b>Western</b>                    | <b>148</b>   | <b>44</b>  | <b>192</b>   | <b>148</b>   | <b>52</b>  | <b>200</b>   | <b>256</b>   | <b>67</b>  | <b>323</b>   |
| Had-Dingli                        | 9            | 2          | 11           | 8            | 3          | 11           | 16           | 3          | 19           |
| Hal Balzan                        | 14           | 4          | 18           | 17           | 6          | 23           | 20           | 6          | 26           |
| Hal Lija                          | 6            | 3          | 9            | 6            | 3          | 9            | 13           | 3          | 16           |
| H'Attard                          | 25           | 10         | 35           | 28           | 10         | 38           | 45           | 13         | 58           |
| Haż-Zebbuġ                        | 25           | 4          | 29           | 23           | 7          | 30           | 48           | 10         | 58           |
| L-Iklin                           | 5            | 1          | 6            | 7            | 1          | 8            | 14           | 1          | 15           |
| L-Imdina                          | 1            | -          | 1            | 1            | -          | 1            | 1            | -          | 1            |
| L-Imtarfa                         | 1            | 2          | 3            | 4            | 1          | 5            | 7            | 2          | 9            |
| Ir-Rabat                          | 45           | 11         | 56           | 41           | 12         | 53           | 67           | 17         | 84           |
| Is-Siġġiewi                       | 17           | 7          | 24           | 13           | 9          | 22           | 25           | 12         | 37           |

Table 10.6a continued

| Regions, districts and localities | 2016       |           |            | 2018       |           |            | 2020       |           |            |
|-----------------------------------|------------|-----------|------------|------------|-----------|------------|------------|-----------|------------|
|                                   | Males      | Females   | Total      | Males      | Females   | Total      | Males      | Females   | Total      |
| <b>Northern</b>                   | <b>193</b> | <b>60</b> | <b>253</b> | <b>201</b> | <b>58</b> | <b>259</b> | <b>274</b> | <b>67</b> | <b>341</b> |
| Hal Gharghur                      | 8          | 1         | 9          | 4          | 1         | 5          | 6          | 2         | 8          |
| Il-Mellieħa                       | 38         | 11        | 49         | 42         | 10        | 52         | 48         | 9         | 57         |
| L-Imġarr                          | 7          | -         | 7          | 7          | -         | 7          | 11         | 1         | 12         |
| Il-Mosta                          | 54         | 20        | 74         | 60         | 19        | 79         | 81         | 20        | 101        |
| In-Naxxar                         | 33         | 14        | 47         | 35         | 15        | 50         | 54         | 17        | 71         |
| San Pawl Il-Baħar                 | 53         | 14        | 67         | 53         | 13        | 66         | 74         | 18        | 92         |
| <b>Gozo and Comino</b>            | <b>58</b>  | <b>37</b> | <b>95</b>  | <b>65</b>  | <b>45</b> | <b>110</b> | <b>97</b>  | <b>52</b> | <b>149</b> |
| Il-Fontana                        | 1          | 2         | 3          | 1          | 3         | 4          | 1          | 3         | 4          |
| Għajnsielem and Comino            | 6          | 1         | 7          | 7          | 2         | 9          | 8          | 3         | 11         |
| L-Għarb                           | 1          | 1         | 2          | 1          | 2         | 3          | 1          | 2         | 3          |
| L-Għasri                          | -          | -         | -          | -          | -         | -          | 2          | -         | 2          |
| Il-Munxar                         | 1          | 1         | 2          | 1          | 1         | 2          | 3          | 3         | 6          |
| In-Nadur                          | 6          | 7         | 13         | 6          | 8         | 14         | 6          | 9         | 15         |
| Il-Qala                           | 5          | 1         | 6          | 6          | 2         | 8          | 8          | 2         | 10         |
| San Lawrenz                       | -          | 1         | 1          | 1          | -         | 1          | 1          | -         | 1          |
| Ta' Kerċem                        | 5          | 2         | 7          | 7          | 2         | 9          | 10         | 2         | 12         |
| Ta' Sannat                        | 1          | 2         | 3          | 2          | 3         | 5          | 5          | 3         | 8          |
| Ir-Rabat                          | 13         | 10        | 23         | 14         | 11        | 25         | 26         | 16        | 42         |
| Ix-Xagħra                         | 12         | 6         | 18         | 11         | 7         | 18         | 10         | 3         | 13         |
| Ix-Xewkija                        | 4          | 2         | 6          | 4          | 3         | 7          | 11         | 5         | 16         |
| Iż-Żebbuġ                         | 3          | 1         | 4          | 4          | 1         | 5          | 5          | 1         | 6          |

Table 10.6b Increased National Minimum Pension: regional analysis

|  |      | Southern | Northern Harbour | South Eastern | Western | Northern | Gozo and Comino | TOTAL          |
|--|------|----------|------------------|---------------|---------|----------|-----------------|----------------|
| Total Population                                   | 2016 | 80,664   | 143,773          | 69,187        | 60,131  | 74,336   | 32,206          | <b>460,297</b> |
|  | 2018 | 82,910   | 160,173          | 72,375        | 61,689  | 83,024   | 33,388          | <b>493,559</b> |
|  | 2020 | 84,901   | 171,606          | 74,831        | 62,927  | 87,272   | 34,563          | <b>516,100</b> |
| Total Beneficiaries                                | 2016 | 391      | 561              | 260           | 192     | 253      | 95              | <b>1,752</b>   |
|  | 2018 | 376      | 574              | 258           | 200     | 259      | 110             | <b>1,777</b>   |
|  | 2020 | 541      | 772              | 382           | 323     | 341      | 149             | <b>2,508</b>   |
| Total Expenditure (€'000s)                         | 2016 | 3,170    | 4,751            | 2,100         | 1,686   | 1,786    | 707             | <b>14,199</b>  |
|  | 2018 | 2,947    | 4,829            | 2,161         | 1,659   | 1,878    | 787             | <b>14,261</b>  |
|  | 2020 | 4,309    | 6,578            | 3,205         | 2,642   | 2,760    | 1,166           | <b>20,659</b>  |
| Actual Beneficiaries per 1,000 of Population       | 2016 | 4.8      | 3.9              | 3.8           | 3.2     | 3.4      | 2.9             | -              |
|  | 2018 | 4.5      | 3.6              | 3.6           | 3.2     | 3.1      | 3.3             | -              |
|  | 2020 | 6.4      | 4.5              | 5.1           | 5.1     | 3.9      | 4.3             | -              |
| Expected Beneficiaries (Based on National Average) | 2016 | 307      | 547              | 263           | 229     | 283      | 123             | -              |
|  | 2018 | 299      | 577              | 261           | 222     | 299      | 120             | -              |
|  | 2020 | 413      | 834              | 364           | 306     | 424      | 168             | -              |
| Ratio of Beneficiaries (Actual/Estimate)           | 2016 | 1.27     | 1.03             | 0.99          | 0.84    | 0.89     | 0.77            | -              |
|  | 2018 | 1.26     | 1.00             | 0.99          | 0.90    | 0.87     | 0.92            | -              |
|  | 2020 | 1.31     | 0.93             | 1.05          | 1.06    | 0.80     | 0.89            | -              |

Table 10.7a Increased Retirement Pension

| Regions, districts and localities | 2016       |            |            | 2018       |            |            | 2020       |            |              |
|-----------------------------------|------------|------------|------------|------------|------------|------------|------------|------------|--------------|
|                                   | Males      | Females    | Total      | Males      | Females    | Total      | Males      | Females    | Total        |
| <b>MALTA</b>                      | <b>593</b> | <b>242</b> | <b>835</b> | <b>479</b> | <b>221</b> | <b>700</b> | <b>843</b> | <b>274</b> | <b>1,117</b> |
| <b>Malta</b>                      | <b>489</b> | <b>209</b> | <b>698</b> | <b>405</b> | <b>191</b> | <b>596</b> | <b>760</b> | <b>236</b> | <b>996</b>   |
| <b>Gozo and Comino</b>            | <b>104</b> | <b>33</b>  | <b>137</b> | <b>74</b>  | <b>30</b>  | <b>104</b> | <b>83</b>  | <b>38</b>  | <b>121</b>   |
| <b>Southern Harbour</b>           | <b>122</b> | <b>36</b>  | <b>158</b> | <b>98</b>  | <b>37</b>  | <b>135</b> | <b>196</b> | <b>45</b>  | <b>241</b>   |
| Bormla                            | 5          | 2          | 7          | 5          | 3          | 8          | 8          | 2          | 10           |
| Il-Fgura                          | 10         | 3          | 13         | 10         | 3          | 13         | 23         | 9          | 32           |
| Floriana                          | 9          | 2          | 11         | 6          | 3          | 9          | 6          | 4          | 10           |
| Hal Luqa                          | 20         | 8          | 28         | 13         | 11         | 24         | 28         | 5          | 33           |
| Hal Tarxien                       | 12         | 2          | 14         | 9          | 2          | 11         | 23         | 2          | 25           |
| Haż-Żabbar                        | 17         | 2          | 19         | 14         | 2          | 16         | 16         | 6          | 22           |
| Il-Kalkara                        | 3          | -          | 3          | 1          | -          | 1          | 6          | -          | 6            |
| Il-Marsa                          | 6          | 2          | 8          | 4          | 1          | 5          | 5          | 1          | 6            |
| Raħal Ġdid                        | 11         | 11         | 22         | 11         | 8          | 19         | 31         | 9          | 40           |
| Santa Luċija                      | 4          | 1          | 5          | 4          | 1          | 5          | 9          | -          | 9            |
| L-Isla                            | 7          | 1          | 8          | 5          | 1          | 6          | 7          | -          | 7            |
| Valletta                          | 14         | 2          | 16         | 12         | 2          | 14         | 24         | 6          | 30           |
| Il-Birgu                          | 3          | -          | 3          | 3          | -          | 3          | 6          | 1          | 7            |
| Ix-Xghajra                        | 1          | -          | 1          | 1          | -          | 1          | 4          | -          | 4            |
| <b>Northern Harbour</b>           | <b>156</b> | <b>65</b>  | <b>221</b> | <b>121</b> | <b>58</b>  | <b>179</b> | <b>230</b> | <b>75</b>  | <b>305</b>   |
| Birkirkara                        | 21         | 10         | 31         | 15         | 10         | 25         | 44         | 13         | 57           |
| Il-Gżira                          | 13         | 2          | 15         | 14         | 2          | 16         | 20         | 4          | 24           |
| Hal Qormi                         | 8          | 7          | 15         | 6          | 6          | 12         | 10         | 9          | 19           |
| Il-Hamrun                         | 14         | 11         | 25         | 11         | 10         | 21         | 22         | 11         | 33           |
| L-Imsida                          | 13         | 6          | 19         | 7          | 4          | 11         | 13         | 6          | 19           |
| Pembroke                          | 1          | -          | 1          | 2          | -          | 2          | 2          | -          | 2            |
| San Ġwann                         | 13         | 2          | 15         | 12         | 1          | 13         | 22         | 2          | 24           |
| Santa Venera                      | 17         | 8          | 25         | 14         | 8          | 22         | 24         | 8          | 32           |
| San Ġiljan                        | 11         | 8          | 19         | 8          | 5          | 13         | 9          | 6          | 15           |
| Is-Swieqi                         | 11         | 2          | 13         | 5          | 1          | 6          | 9          | 1          | 10           |
| Ta' Xbiex                         | 1          | -          | 1          | 1          | -          | 1          | 4          | -          | 4            |
| Tal-Pietà                         | 12         | 4          | 16         | 7          | 4          | 11         | 11         | 3          | 14           |
| Tas-Sliema                        | 21         | 5          | 26         | 19         | 7          | 26         | 40         | 12         | 52           |
| <b>South Eastern</b>              | <b>78</b>  | <b>18</b>  | <b>96</b>  | <b>75</b>  | <b>15</b>  | <b>90</b>  | <b>118</b> | <b>27</b>  | <b>145</b>   |
| Birżebbuġa                        | 11         | 1          | 12         | 7          | 2          | 9          | 12         | 1          | 13           |
| Il-Gudja                          | 3          | 1          | 4          | 4          | 1          | 5          | 4          | 1          | 5            |
| Hal Ghaxaq                        | 6          | 2          | 8          | 4          | 2          | 6          | 9          | 2          | 11           |
| Hal Kirkop                        | 2          | 1          | 3          | 3          | 1          | 4          | 5          | 3          | 8            |
| Hal Safi                          | 4          | 1          | 5          | 5          | 1          | 6          | 4          | 2          | 6            |
| Marsaskala                        | 10         | 2          | 12         | 12         | 2          | 14         | 22         | 4          | 26           |
| Marsaxlokk                        | 6          | 1          | 7          | 5          | 1          | 6          | 7          | -          | 7            |
| L-Imqabba                         | 4          | 1          | 5          | 4          | -          | 4          | 4          | 1          | 5            |
| Il-Qrendi                         | 1          | -          | 1          | -          | -          | -          | 3          | -          | 3            |
| Iż-Żejtun                         | 17         | 5          | 22         | 21         | 2          | 23         | 28         | 7          | 35           |
| Iż-Żurrieq                        | 14         | 3          | 17         | 10         | 3          | 13         | 20         | 6          | 26           |
| <b>Western</b>                    | <b>67</b>  | <b>57</b>  | <b>124</b> | <b>56</b>  | <b>47</b>  | <b>103</b> | <b>120</b> | <b>55</b>  | <b>175</b>   |
| Had-Dingli                        | 3          | 3          | 6          | 3          | 1          | 4          | 3          | 4          | 7            |
| Hal Balzan                        | 7          | 5          | 12         | 6          | 4          | 10         | 13         | 4          | 17           |
| Hal Lija                          | 3          | 5          | 8          | 4          | 4          | 8          | 5          | 3          | 8            |
| H'Attard                          | 10         | 4          | 14         | 8          | 5          | 13         | 31         | 5          | 36           |
| Haż-Zebbuġ                        | 15         | 16         | 31         | 10         | 15         | 25         | 19         | 20         | 39           |
| L-Iklin                           | -          | -          | -          | -          | -          | -          | 2          | 1          | 3            |
| L-Imdina                          | -          | -          | -          | -          | -          | -          | 2          | -          | 2            |
| L-Imtarfa                         | 2          | 2          | 4          | 2          | 1          | 3          | 2          | 2          | 4            |
| Ir-Rabat                          | 20         | 14         | 34         | 18         | 11         | 29         | 30         | 8          | 38           |
| Is-Siġġiewi                       | 7          | 8          | 15         | 5          | 6          | 11         | 13         | 8          | 21           |

Table 10.7a continued

| Regions, districts and localities | 2016       |           |            | 2018      |           |            | 2020      |           |            |
|-----------------------------------|------------|-----------|------------|-----------|-----------|------------|-----------|-----------|------------|
|                                   | Males      | Females   | Total      | Males     | Females   | Total      | Males     | Females   | Total      |
| <b>Northern</b>                   | <b>66</b>  | <b>33</b> | <b>99</b>  | <b>55</b> | <b>34</b> | <b>89</b>  | <b>96</b> | <b>34</b> | <b>130</b> |
| Hal Gharghur                      | 2          | -         | 2          | 2         | -         | 2          | 3         | -         | 3          |
| Il-Mellieħa                       | 14         | 7         | 21         | 8         | 7         | 15         | 11        | 7         | 18         |
| L-Imġarr                          | 1          | -         | 1          | 2         | -         | 2          | 2         | 1         | 3          |
| Il-Mosta                          | 20         | 18        | 38         | 18        | 16        | 34         | 36        | 17        | 53         |
| In-Naxxar                         | 11         | 3         | 14         | 12        | 3         | 15         | 28        | 3         | 31         |
| San Pawl Il-Baħar                 | 18         | 5         | 23         | 13        | 8         | 21         | 16        | 6         | 22         |
| <b>Gozo and Comino</b>            | <b>104</b> | <b>33</b> | <b>137</b> | <b>74</b> | <b>30</b> | <b>104</b> | <b>83</b> | <b>38</b> | <b>121</b> |
| Il-Fontana                        | 4          | -         | 4          | 3         | -         | 3          | 5         | 1         | 6          |
| Għajnsielem and Comino            | 6          | -         | 6          | 4         | -         | 4          | 6         | 1         | 7          |
| L-Għarb                           | 1          | 2         | 3          | -         | 2         | 2          | -         | 2         | 2          |
| L-Għasri                          | -          | -         | -          | -         | -         | -          | 1         | -         | 1          |
| Il-Munxar                         | 1          | -         | 1          | 2         | -         | 2          | 3         | -         | 3          |
| In-Nadur                          | 9          | 3         | 12         | 8         | 3         | 11         | 9         | 3         | 12         |
| Il-Qala                           | 9          | -         | 9          | 5         | -         | 5          | 5         | 1         | 6          |
| San Lawrenz                       | 4          | 1         | 5          | 4         | 1         | 5          | 3         | 2         | 5          |
| Ta' Kerċem                        | 9          | 4         | 13         | 7         | 4         | 11         | 8         | 2         | 10         |
| Ta' Sannat                        | 3          | -         | 3          | 3         | -         | 3          | 3         | -         | 3          |
| Ir-Rabat                          | 37         | 18        | 55         | 24        | 16        | 40         | 25        | 19        | 44         |
| Ix-Xagħra                         | 10         | 2         | 12         | 5         | 1         | 6          | 7         | 2         | 9          |
| Ix-Xewkija                        | 6          | 3         | 9          | 5         | 3         | 8          | 3         | 5         | 8          |
| Iż-Żebbuġ                         | 5          | -         | 5          | 4         | -         | 4          | 5         | -         | 5          |

Table 10.7b Increased Retirement Pension: regional analysis

|  |      | Southern | Northern Harbour | South Eastern | Western | Northern | Gozo and Comino | TOTAL          |
|--|------|----------|------------------|---------------|---------|----------|-----------------|----------------|
| Total Population                                   | 2016 | 80,664   | 143,773          | 69,187        | 60,131  | 74,336   | 32,206          | <b>460,297</b> |
|  | 2018 | 82,910   | 160,173          | 72,375        | 61,689  | 83,024   | 33,388          | <b>493,559</b> |
|  | 2020 | 84,901   | 171,606          | 74,831        | 62,927  | 87,272   | 34,563          | <b>516,100</b> |
| Total Beneficiaries                                | 2016 | 158      | 221              | 96            | 124     | 99       | 137             | <b>835</b>     |
|  | 2018 | 135      | 179              | 90            | 103     | 89       | 104             | <b>700</b>     |
|  | 2020 | 241      | 305              | 145           | 175     | 130      | 121             | <b>1,117</b>   |
| Total Expenditure (€'000s)                         | 2016 | 1,198    | 1,700            | 741           | 968     | 710      | 1,099           | <b>6,417</b>   |
|  | 2018 | 1,001    | 1,467            | 676           | 836     | 624      | 904             | <b>5,508</b>   |
|  | 2020 | 1,641    | 2,178            | 1,040         | 1,212   | 855      | 1,023           | <b>7,949</b>   |
| Actual Beneficiaries per 1,000 of Population       | 2016 | 2.0      | 1.5              | 1.4           | 2.1     | 1.3      | 4.3             | -              |
|  | 2018 | 1.6      | 1.1              | 1.2           | 1.7     | 1.1      | 3.1             | -              |
|  | 2020 | 2.8      | 1.8              | 1.9           | 2.8     | 1.5      | 3.5             | -              |
| Expected Beneficiaries (Based on National Average) | 2016 | 146      | 261              | 126           | 109     | 135      | 58              | -              |
|  | 2018 | 118      | 227              | 103           | 87      | 118      | 47              | -              |
|  | 2020 | 184      | 371              | 162           | 136     | 189      | 75              | -              |
| Ratio of Beneficiaries (Actual/Estimate)           | 2016 | 1.08     | 0.85             | 0.76          | 1.14    | 0.73     | 2.34            | -              |
|  | 2018 | 1.15     | 0.79             | 0.88          | 1.18    | 0.76     | 2.20            | -              |
|  | 2020 | 1.31     | 0.82             | 0.90          | 1.28    | 0.69     | 1.62            | -              |

Table 10.8a National Minimum Pension

| Regions, districts and localities | 2016         |              |              | 2018         |              |              | 2020         |              |              |
|-----------------------------------|--------------|--------------|--------------|--------------|--------------|--------------|--------------|--------------|--------------|
|                                   | Males        | Females      | Total        | Males        | Females      | Total        | Males        | Females      | Total        |
| <b>MALTA</b>                      | <b>2,269</b> | <b>3,557</b> | <b>5,826</b> | <b>2,351</b> | <b>3,798</b> | <b>6,149</b> | <b>2,449</b> | <b>4,200</b> | <b>6,649</b> |
| <b>Malta</b>                      | <b>2,006</b> | <b>3,250</b> | <b>5,256</b> | <b>2,064</b> | <b>3,445</b> | <b>5,509</b> | <b>2,151</b> | <b>3,766</b> | <b>5,917</b> |
| <b>Gozo and Comino</b>            | <b>263</b>   | <b>307</b>   | <b>570</b>   | <b>287</b>   | <b>353</b>   | <b>640</b>   | <b>298</b>   | <b>434</b>   | <b>732</b>   |
| <b>Southern Harbour</b>           | <b>464</b>   | <b>671</b>   | <b>1,135</b> | <b>480</b>   | <b>703</b>   | <b>1,183</b> | <b>500</b>   | <b>760</b>   | <b>1,260</b> |
| Bormla                            | 27           | 39           | 66           | 27           | 38           | 65           | 28           | 34           | 62           |
| Il-Fgura                          | 50           | 88           | 138          | 55           | 102          | 157          | 56           | 120          | 176          |
| Floriana                          | 26           | 30           | 56           | 22           | 25           | 47           | 20           | 25           | 45           |
| Hal Luqa                          | 55           | 70           | 125          | 49           | 85           | 134          | 49           | 79           | 128          |
| Hal Tarxien                       | 29           | 71           | 100          | 33           | 71           | 104          | 35           | 83           | 118          |
| Haż-Żabbar                        | 71           | 88           | 159          | 74           | 103          | 177          | 83           | 128          | 211          |
| Il-Kalkara                        | 12           | 13           | 25           | 13           | 14           | 27           | 15           | 19           | 34           |
| Il-Marsa                          | 58           | 44           | 102          | 57           | 42           | 99           | 61           | 48           | 109          |
| Rahal Ġdid                        | 31           | 82           | 113          | 44           | 79           | 123          | 45           | 80           | 125          |
| Santa Luċija                      | 13           | 31           | 44           | 13           | 30           | 43           | 14           | 33           | 47           |
| L-Isla                            | 23           | 15           | 38           | 22           | 14           | 36           | 17           | 16           | 33           |
| Valletta                          | 48           | 74           | 122          | 45           | 72           | 117          | 54           | 69           | 123          |
| Il-Birgu                          | 18           | 16           | 34           | 23           | 17           | 40           | 19           | 15           | 34           |
| Ix-Xghajra                        | 3            | 10           | 13           | 3            | 11           | 14           | 4            | 11           | 15           |
| <b>Northern Harbour</b>           | <b>665</b>   | <b>1,159</b> | <b>1,824</b> | <b>680</b>   | <b>1,212</b> | <b>1,892</b> | <b>703</b>   | <b>1,262</b> | <b>1,965</b> |
| Birkirkara                        | 106          | 187          | 293          | 106          | 195          | 301          | 113          | 198          | 311          |
| Il-Gżira                          | 45           | 73           | 118          | 46           | 72           | 118          | 48           | 83           | 131          |
| Hal Qormi                         | 91           | 117          | 208          | 91           | 128          | 219          | 101          | 152          | 253          |
| Il-Hamrun                         | 79           | 84           | 163          | 76           | 82           | 158          | 70           | 81           | 151          |
| L-Imsida                          | 55           | 84           | 139          | 53           | 78           | 131          | 49           | 83           | 132          |
| Pembroke                          | 8            | 12           | 20           | 12           | 15           | 27           | 10           | 19           | 29           |
| San Ġwann                         | 61           | 97           | 158          | 70           | 107          | 177          | 71           | 125          | 196          |
| Santa Venera                      | 30           | 67           | 97           | 37           | 72           | 109          | 34           | 74           | 108          |
| San Ġiljan                        | 38           | 87           | 125          | 37           | 90           | 127          | 44           | 83           | 127          |
| Is-Swieqi                         | 31           | 70           | 101          | 31           | 77           | 108          | 38           | 78           | 116          |
| Ta' Xbiex                         | 11           | 15           | 26           | 13           | 16           | 29           | 9            | 19           | 28           |
| Tal-Pietà                         | 25           | 41           | 66           | 19           | 45           | 64           | 19           | 39           | 58           |
| Tas-Sliema                        | 85           | 225          | 310          | 89           | 235          | 324          | 97           | 228          | 325          |
| <b>South Eastern</b>              | <b>259</b>   | <b>398</b>   | <b>657</b>   | <b>266</b>   | <b>461</b>   | <b>727</b>   | <b>272</b>   | <b>545</b>   | <b>817</b>   |
| Birżebbuġa                        | 51           | 50           | 101          | 41           | 66           | 107          | 41           | 79           | 120          |
| Il-Gudja                          | 10           | 20           | 30           | 9            | 20           | 29           | 9            | 24           | 33           |
| Hal Ghaxaq                        | 16           | 18           | 34           | 15           | 25           | 40           | 20           | 39           | 59           |
| Hal Kirkop                        | 6            | 16           | 22           | 6            | 22           | 28           | 7            | 23           | 30           |
| Hal Safi                          | 7            | 9            | 16           | 7            | 11           | 18           | 7            | 17           | 24           |
| Marsaskala                        | 51           | 59           | 110          | 62           | 60           | 122          | 67           | 78           | 145          |
| Marsaxlokk                        | 19           | 16           | 35           | 18           | 22           | 40           | 16           | 33           | 49           |
| L-Imqabba                         | 16           | 18           | 34           | 14           | 21           | 35           | 14           | 21           | 35           |
| Il-Qrendi                         | 9            | 15           | 24           | 9            | 22           | 31           | 7            | 24           | 31           |
| Iż-Żejtun                         | 43           | 88           | 131          | 48           | 92           | 140          | 43           | 101          | 144          |
| Iż-Żurrieq                        | 31           | 89           | 120          | 37           | 100          | 137          | 41           | 106          | 147          |
| <b>Western</b>                    | <b>266</b>   | <b>514</b>   | <b>780</b>   | <b>266</b>   | <b>529</b>   | <b>795</b>   | <b>270</b>   | <b>574</b>   | <b>844</b>   |
| Had-Dingli                        | 13           | 24           | 37           | 15           | 26           | 41           | 14           | 32           | 46           |
| Hal Balzan                        | 22           | 45           | 67           | 20           | 40           | 60           | 22           | 43           | 65           |
| Hal Lija                          | 11           | 32           | 43           | 8            | 32           | 40           | 10           | 35           | 45           |
| H'Attard                          | 39           | 70           | 109          | 38           | 77           | 115          | 32           | 79           | 111          |
| Haż-Zebbuġ                        | 48           | 74           | 122          | 49           | 73           | 122          | 49           | 80           | 129          |
| L-Iklin                           | 12           | 25           | 37           | 13           | 30           | 43           | 16           | 46           | 62           |
| L-Imdina                          | 3            | 14           | 17           | 1            | 15           | 16           | 2            | 10           | 12           |
| L-Imtarfa                         | 6            | 15           | 21           | 9            | 13           | 22           | 11           | 15           | 26           |
| Ir-Rabat                          | 85           | 162          | 247          | 88           | 165          | 253          | 87           | 159          | 246          |
| Is-Siġġiewi                       | 27           | 53           | 80           | 25           | 58           | 83           | 27           | 75           | 102          |

Table 10.8a continued

| Regions, districts and localities | 2016       |            |            | 2018       |            |            | 2020       |            |              |
|-----------------------------------|------------|------------|------------|------------|------------|------------|------------|------------|--------------|
|                                   | Males      | Females    | Total      | Males      | Females    | Total      | Males      | Females    | Total        |
| <b>Northern</b>                   | <b>352</b> | <b>508</b> | <b>860</b> | <b>372</b> | <b>540</b> | <b>912</b> | <b>406</b> | <b>625</b> | <b>1,031</b> |
| Hal Gharghur                      | 12         | 23         | 35         | 14         | 23         | 37         | 15         | 25         | 40           |
| Il-Mellieħa                       | 53         | 79         | 132        | 55         | 92         | 147        | 55         | 99         | 154          |
| L-Imġarr                          | 16         | 11         | 27         | 22         | 15         | 37         | 25         | 18         | 43           |
| Il-Mosta                          | 109        | 178        | 287        | 99         | 192        | 291        | 109        | 207        | 316          |
| In-Naxxar                         | 57         | 84         | 141        | 64         | 91         | 155        | 74         | 121        | 195          |
| San Pawl Il-Baħar                 | 105        | 133        | 238        | 118        | 127        | 245        | 128        | 155        | 283          |
| <b>Gozo and Comino</b>            | <b>263</b> | <b>307</b> | <b>570</b> | <b>287</b> | <b>353</b> | <b>640</b> | <b>298</b> | <b>434</b> | <b>732</b>   |
| Il-Fontana                        | 8          | 9          | 17         | 7          | 14         | 21         | 8          | 14         | 22           |
| Għajnsielem                       | 36         | 20         | 56         | 39         | 20         | 59         | 39         | 30         | 69           |
| and Comino                        | 6          | 20         | 26         | 7          | 20         | 27         | 9          | 23         | 32           |
| L-Għarb                           | 2          | 2          | 4          | 2          | 2          | 4          | 1          | 4          | 5            |
| L-Għasri                          | -          | 7          | 7          | 3          | 8          | 11         | 8          | 12         | 20           |
| Il-Munxar                         | 44         | 37         | 81         | 48         | 40         | 88         | 48         | 50         | 98           |
| In-Nadur                          | 10         | 18         | 28         | 8          | 24         | 32         | 10         | 25         | 35           |
| Il-Qala                           | 3          | 1          | 4          | 2          | 1          | 3          | 1          | 2          | 3            |
| San Lawrenz                       | 14         | 14         | 28         | 15         | 15         | 30         | 13         | 20         | 33           |
| Ta' Kerċem                        | 15         | 13         | 28         | 11         | 16         | 27         | 10         | 18         | 28           |
| Ta' Sannat                        | 37         | 77         | 114        | 43         | 89         | 132        | 45         | 102        | 147          |
| Ir-Rabat                          | 33         | 36         | 69         | 40         | 44         | 84         | 40         | 61         | 101          |
| Ix-Xagħra                         | 30         | 38         | 68         | 38         | 46         | 84         | 41         | 54         | 95           |
| Ix-Xewkija                        | 25         | 15         | 40         | 24         | 14         | 38         | 25         | 19         | 44           |
| Iż-Żebbuġ                         |            |            |            |            |            |            |            |            |              |

Table 10.8b National Minimum Pension: regional analysis

|  |      | Southern | Northern Harbour | South Eastern | Western | Northern | Gozo and Comino | TOTAL          |
|--|------|----------|------------------|---------------|---------|----------|-----------------|----------------|
| Total Population                                   | 2016 | 80,664   | 143,773          | 69,187        | 60,131  | 74,336   | 32,206          | <b>460,297</b> |
|  | 2018 | 82,910   | 160,173          | 72,375        | 61,689  | 83,024   | 33,388          | <b>493,559</b> |
|  | 2020 | 84,901   | 171,606          | 74,831        | 62,927  | 87,272   | 34,563          | <b>516,100</b> |
| Total Beneficiaries                                | 2016 | 1,135    | 1,824            | 657           | 780     | 860      | 570             | <b>5,826</b>   |
|  | 2018 | 1,183    | 1,892            | 727           | 795     | 912      | 640             | <b>6,149</b>   |
|  | 2020 | 1,260    | 1,965            | 817           | 844     | 1,031    | 732             | <b>6,649</b>   |
| Total Expenditure (€'000s)                         | 2016 | 6,068    | 10,056           | 3,310         | 4,087   | 4,295    | 3,088           | <b>30,904</b>  |
|  | 2018 | 6,092    | 10,250           | 3,713         | 4,181   | 4,472    | 3,377           | <b>32,085</b>  |
|  | 2020 | 6,910    | 11,295           | 4,450         | 4,706   | 5,410    | 4,160           | <b>36,930</b>  |
| Actual Beneficiaries per 1,000 of Population       | 2016 | 14.1     | 12.7             | 9.5           | 13.0    | 11.6     | 17.7            | -              |
|  | 2018 | 14.3     | 11.8             | 10.0          | 12.9    | 11.0     | 19.2            | -              |
|  | 2020 | 14.8     | 11.5             | 10.9          | 13.4    | 11.8     | 21.2            | -              |
| Expected Beneficiaries (Based on National Average) | 2016 | 1,021    | 1,820            | 876           | 761     | 941      | 408             | -              |
|  | 2018 | 1,033    | 1,996            | 902           | 769     | 1,034    | 416             | -              |
|  | 2020 | 1,094    | 2,211            | 964           | 811     | 1,124    | 445             | -              |
| Ratio of Beneficiaries (Actual/Estimate)           | 2016 | 1.11     | 1.00             | 0.75          | 1.02    | 0.91     | 1.40            | -              |
|  | 2018 | 1.15     | 0.95             | 0.81          | 1.03    | 0.88     | 1.54            | -              |
|  | 2020 | 1.15     | 0.89             | 0.85          | 1.04    | 0.92     | 1.64            | -              |

Table 10.9a Retirement Pension

| Regions, districts and localities | 2016         |            |              | 2018         |            |              | 2020         |            |              |
|-----------------------------------|--------------|------------|--------------|--------------|------------|--------------|--------------|------------|--------------|
|                                   | Males        | Females    | Total        | Males        | Females    | Total        | Males        | Females    | Total        |
| <b>MALTA</b>                      | <b>5,799</b> | <b>770</b> | <b>6,569</b> | <b>5,382</b> | <b>750</b> | <b>6,132</b> | <b>4,806</b> | <b>685</b> | <b>5,491</b> |
| <b>Malta</b>                      | <b>5,403</b> | <b>678</b> | <b>6,081</b> | <b>5,038</b> | <b>666</b> | <b>5,704</b> | <b>4,484</b> | <b>604</b> | <b>5,088</b> |
| <b>Gozo and Comino</b>            | <b>396</b>   | <b>92</b>  | <b>488</b>   | <b>344</b>   | <b>84</b>  | <b>428</b>   | <b>322</b>   | <b>81</b>  | <b>403</b>   |
| <b>Southern Harbour</b>           | <b>1,121</b> | <b>132</b> | <b>1,253</b> | <b>1,063</b> | <b>135</b> | <b>1,198</b> | <b>957</b>   | <b>116</b> | <b>1,073</b> |
| Bormla                            | 63           | 6          | 69           | 58           | 3          | 61           | 50           | 2          | 52           |
| Il-Fgura                          | 206          | 13         | 219          | 202          | 15         | 217          | 178          | 13         | 191          |
| Floriana                          | 30           | 8          | 38           | 25           | 9          | 34           | 24           | 5          | 29           |
| Hal Luqa                          | 100          | 5          | 105          | 89           | 7          | 96           | 79           | 12         | 91           |
| Hal Tarxien                       | 129          | 23         | 152          | 120          | 21         | 141          | 115          | 16         | 131          |
| Haż-Zabbar                        | 183          | 16         | 199          | 190          | 16         | 206          | 174          | 14         | 188          |
| Il-Kalkara                        | 30           | 3          | 33           | 24           | 2          | 26           | 22           | 1          | 23           |
| Il-Marsa                          | 58           | 10         | 68           | 59           | 10         | 69           | 50           | 8          | 58           |
| Raħal Ġdid                        | 117          | 25         | 142          | 110          | 26         | 136          | 97           | 20         | 117          |
| Santa Luċija                      | 64           | 3          | 67           | 58           | 3          | 61           | 52           | 5          | 57           |
| L-Isla                            | 22           | 1          | 23           | 19           | 1          | 20           | 24           | 1          | 25           |
| Valletta                          | 81           | 16         | 97           | 67           | 19         | 86           | 55           | 17         | 72           |
| Il-Birgu                          | 23           | 3          | 26           | 29           | 3          | 32           | 24           | 2          | 26           |
| Ix-Xgħajra                        | 15           | -          | 15           | 13           | -          | 13           | 13           | -          | 13           |
| <b>Northern Harbour</b>           | <b>1,534</b> | <b>198</b> | <b>1,732</b> | <b>1,420</b> | <b>191</b> | <b>1,611</b> | <b>1,289</b> | <b>178</b> | <b>1,467</b> |
| Birkirkara                        | 357          | 42         | 399          | 321          | 35         | 356          | 285          | 35         | 320          |
| Il-Gżira                          | 74           | 7          | 81           | 83           | 8          | 91           | 77           | 11         | 88           |
| Hal Qormi                         | 169          | 23         | 192          | 150          | 20         | 170          | 133          | 19         | 152          |
| Il-Hamrun                         | 147          | 17         | 164          | 138          | 15         | 153          | 117          | 17         | 134          |
| L-Imsida                          | 73           | 6          | 79           | 70           | 7          | 77           | 60           | 7          | 67           |
| Pembroke                          | 36           | 2          | 38           | 32           | 3          | 35           | 32           | 3          | 35           |
| San Ġwann                         | 158          | 15         | 173          | 136          | 16         | 152          | 133          | 17         | 150          |
| Santa Venera                      | 99           | 6          | 105          | 83           | 6          | 89           | 78           | 6          | 84           |
| San Ġiljan                        | 78           | 15         | 93           | 75           | 19         | 94           | 71           | 18         | 89           |
| Is-Swieqi                         | 60           | 6          | 66           | 63           | 5          | 68           | 62           | 7          | 69           |
| Ta' Xbiex                         | 31           | 2          | 33           | 28           | 2          | 30           | 30           | 2          | 32           |
| Tal-Pietà                         | 68           | 11         | 79           | 68           | 7          | 75           | 61           | 5          | 66           |
| Tas-Sliema                        | 184          | 46         | 230          | 173          | 48         | 221          | 150          | 31         | 181          |
| <b>South Eastern</b>              | <b>1,055</b> | <b>109</b> | <b>1,164</b> | <b>965</b>   | <b>106</b> | <b>1,071</b> | <b>846</b>   | <b>89</b>  | <b>935</b>   |
| Birżebbuġa                        | 111          | 7          | 118          | 99           | 11         | 110          | 106          | 11         | 117          |
| Il-Gudja                          | 56           | 6          | 62           | 53           | 9          | 62           | 54           | 8          | 62           |
| Hal Għaxaq                        | 92           | 3          | 95           | 77           | 6          | 83           | 57           | 4          | 61           |
| Hal Kirkop                        | 38           | 6          | 44           | 37           | 3          | 40           | 28           | 1          | 29           |
| Hal Safi                          | 43           | 5          | 48           | 46           | 4          | 50           | 33           | 3          | 36           |
| Marsaskala                        | 114          | 10         | 124          | 119          | 10         | 129          | 118          | 11         | 129          |
| Marsaxlokk                        | 45           | 5          | 50           | 43           | 5          | 48           | 34           | 4          | 38           |
| L-Imqabba                         | 58           | 7          | 65           | 53           | 8          | 61           | 38           | 5          | 43           |
| Il-Qrendi                         | 66           | 5          | 71           | 54           | 4          | 58           | 43           | 1          | 44           |
| Iż-Żejtun                         | 218          | 28         | 246          | 192          | 21         | 213          | 159          | 19         | 178          |
| Iż-Żurrieq                        | 214          | 27         | 241          | 192          | 25         | 217          | 176          | 22         | 198          |
| <b>Western</b>                    | <b>927</b>   | <b>140</b> | <b>1,067</b> | <b>878</b>   | <b>132</b> | <b>1,010</b> | <b>769</b>   | <b>130</b> | <b>899</b>   |
| Had-Dingli                        | 52           | 6          | 58           | 46           | 11         | 57           | 42           | 8          | 50           |
| Hal Balzan                        | 85           | 8          | 93           | 83           | 11         | 94           | 79           | 12         | 91           |
| Hal Lija                          | 63           | 10         | 73           | 50           | 11         | 61           | 41           | 11         | 52           |
| H'Attard                          | 188          | 16         | 204          | 188          | 16         | 204          | 168          | 21         | 189          |
| Haż-Zebbuġ                        | 156          | 32         | 188          | 142          | 19         | 161          | 120          | 18         | 138          |
| L-Iklin                           | 40           | 3          | 43           | 43           | 4          | 47           | 40           | 3          | 43           |
| L-Imdina                          | 1            | 1          | 2            | 2            | 1          | 3            | 2            | 1          | 3            |
| L-Imtarfa                         | 7            | -          | 7            | 9            | 2          | 11           | 7            | 1          | 8            |
| Ir-Rabat                          | 195          | 29         | 224          | 187          | 27         | 214          | 154          | 29         | 183          |
| Is-Siġġiewi                       | 140          | 35         | 175          | 128          | 30         | 158          | 116          | 26         | 142          |

Table 10.9a continued

| Regions, districts and localities | 2016       |           |            | 2018       |            |            | 2020       |           |            |
|-----------------------------------|------------|-----------|------------|------------|------------|------------|------------|-----------|------------|
|                                   | Males      | Females   | Total      | Males      | Females    | Total      | Males      | Females   | Total      |
| <b>Northern</b>                   | <b>766</b> | <b>99</b> | <b>865</b> | <b>712</b> | <b>102</b> | <b>814</b> | <b>623</b> | <b>91</b> | <b>714</b> |
| Hal Għargħur                      | 51         | -         | 51         | 40         | -          | 40         | 34         | 1         | 35         |
| Il-Mellieħa                       | 118        | 17        | 135        | 103        | 15         | 118        | 90         | 9         | 99         |
| L-Imġarr                          | 29         | 4         | 33         | 20         | 5          | 25         | 17         | 6         | 23         |
| Il-Mosta                          | 283        | 38        | 321        | 261        | 41         | 302        | 230        | 36        | 266        |
| In-Naxxar                         | 155        | 12        | 167        | 158        | 13         | 171        | 132        | 15        | 147        |
| San Pawl Il-Baħar                 | 130        | 28        | 158        | 130        | 28         | 158        | 120        | 24        | 144        |
| <b>Gozo and Comino</b>            | <b>396</b> | <b>92</b> | <b>488</b> | <b>344</b> | <b>84</b>  | <b>428</b> | <b>322</b> | <b>81</b> | <b>403</b> |
| Il-Fontana                        | 17         | 2         | 19         | 14         | 3          | 17         | 12         | 4         | 16         |
| Għajnsielem                       | 7          | 4         | 11         | 10         | 4          | 14         | 12         | 4         | 16         |
| and Comino                        | 12         | 2         | 14         | 10         | 2          | 12         | 14         | 2         | 16         |
| L-Għarb                           | 7          | 4         | 11         | 5          | 1          | 6          | 4          | 1         | 5          |
| L-Għasri                          | 8          | 2         | 10         | 3          | 2          | 5          | 5          | 2         | 7          |
| Il-Munxar                         | 25         | 13        | 38         | 23         | 14         | 37         | 20         | 10        | 30         |
| In-Nadur                          | 21         | 5         | 26         | 16         | 4          | 20         | 14         | 4         | 18         |
| Il-Qala                           | 9          | 3         | 12         | 7          | 3          | 10         | 6          | 2         | 8          |
| San Lawrenz                       | 25         | 6         | 31         | 22         | 5          | 27         | 24         | 3         | 27         |
| Ta' Kerċem                        | 20         | 3         | 23         | 18         | 3          | 21         | 15         | 2         | 17         |
| Ta' Sannat                        | 150        | 23        | 173        | 130        | 20         | 150        | 110        | 23        | 133        |
| Ir-Rabat                          | 48         | 16        | 64         | 42         | 14         | 56         | 36         | 14        | 50         |
| Ix-Xagħra                         | 28         | 6         | 34         | 25         | 7          | 32         | 32         | 8         | 40         |
| Ix-Xewkija                        | 19         | 3         | 22         | 19         | 2          | 21         | 18         | 2         | 20         |
| Iż-Żebbuġ                         |            |           |            |            |            |            |            |           |            |

Table 10.9b Retirement Pension: regional analysis

|  |      | Southern | Northern Harbour | South Eastern | Western | Northern | Gozo and Comino | TOTAL          |
|--|------|----------|------------------|---------------|---------|----------|-----------------|----------------|
| Total Population                                   | 2016 | 80,664   | 143,773          | 69,187        | 60,131  | 74,336   | 32,206          | <b>460,297</b> |
|  | 2018 | 82,910   | 160,173          | 72,375        | 61,689  | 83,024   | 33,388          | <b>493,559</b> |
|  | 2020 | 84,901   | 171,606          | 74,831        | 62,927  | 87,272   | 34,563          | <b>516,100</b> |
| Total Beneficiaries                                | 2016 | 1,253    | 1,732            | 1,164         | 1,067   | 865      | 488             | <b>6,569</b>   |
|  | 2018 | 1,198    | 1,611            | 1,071         | 1,010   | 814      | 428             | <b>6,132</b>   |
|  | 2020 | 1,073    | 1,467            | 935           | 899     | 714      | 403             | <b>5,491</b>   |
| Total Expenditure (€'000s)                         | 2016 | 6,129    | 8,450            | 5,801         | 5,255   | 4,192    | 2,385           | <b>32,213</b>  |
|  | 2018 | 6,008    | 8,223            | 5,379         | 5,063   | 4,003    | 2,083           | <b>30,760</b>  |
|  | 2020 | 5,946    | 8,196            | 5,324         | 4,990   | 3,989    | 2,227           | <b>30,673</b>  |
| Actual Beneficiaries per 1,000 of Population       | 2016 | 15.5     | 12.0             | 16.8          | 17.7    | 11.6     | 15.2            | -              |
|  | 2018 | 14.4     | 10.1             | 14.8          | 16.4    | 9.8      | 12.8            | -              |
|  | 2020 | 12.6     | 8.5              | 12.5          | 14.3    | 8.2      | 11.7            | -              |
| Expected Beneficiaries (Based on National Average) | 2016 | 1,151    | 2,052            | 987           | 858     | 1,061    | 460             | -              |
|  | 2018 | 1,030    | 1,990            | 899           | 766     | 1,031    | 415             | -              |
|  | 2020 | 903      | 1,826            | 796           | 670     | 929      | 368             | -              |
| Ratio of Beneficiaries (Actual/Estimate)           | 2016 | 1.09     | 0.84             | 1.18          | 1.24    | 0.82     | 1.06            | -              |
|  | 2018 | 1.16     | 0.81             | 1.19          | 1.32    | 0.79     | 1.03            | -              |
|  | 2020 | 1.19     | 0.80             | 1.17          | 1.34    | 0.77     | 1.10            | -              |



Table 10.10a Retirement Pension Top-Up

| Regions, districts and localities | 2016      |           |           | 2018      |           |           | 2020      |           |           |
|-----------------------------------|-----------|-----------|-----------|-----------|-----------|-----------|-----------|-----------|-----------|
|                                   | Males     | Females   | Total     | Males     | Females   | Total     | Males     | Females   | Total     |
| <b>MALTA</b>                      | <b>42</b> | <b>41</b> | <b>83</b> | <b>33</b> | <b>18</b> | <b>51</b> | <b>31</b> | <b>25</b> | <b>56</b> |
| <b>Malta</b>                      | <b>40</b> | <b>38</b> | <b>78</b> | <b>31</b> | <b>16</b> | <b>47</b> | <b>30</b> | <b>25</b> | <b>55</b> |
| <b>Gozo and Comino</b>            | <b>2</b>  | <b>3</b>  | <b>5</b>  | <b>2</b>  | <b>2</b>  | <b>4</b>  | <b>1</b>  | <b>-</b>  | <b>1</b>  |
| <b>Southern Harbour</b>           | <b>8</b>  | <b>15</b> | <b>23</b> | <b>11</b> | <b>8</b>  | <b>19</b> | <b>6</b>  | <b>6</b>  | <b>12</b> |
| Bormla                            | 1         | 1         | 2         | 1         | 1         | 2         | 2         | 1         | 3         |
| Il-Fgura                          | -         | -         | -         | 1         | 2         | 3         | -         | 1         | 1         |
| Floriana                          | 1         | -         | 1         | 1         | -         | 1         | 1         | -         | 1         |
| Hal Luqa                          | 1         | 3         | 4         | 3         | -         | 3         | 1         | -         | 1         |
| Hal Tarxien                       | 1         | 1         | 2         | -         | 1         | 1         | -         | -         | -         |
| Haż-Żabbar                        | 1         | 5         | 6         | 3         | 3         | 6         | -         | 2         | 2         |
| Il-Kalkara                        | 1         | -         | 1         | 1         | -         | 1         | 1         | -         | 1         |
| Il-Marsa                          | -         | 3         | 3         | -         | -         | -         | -         | 1         | 1         |
| Raħal Ġdid                        | -         | 1         | 1         | -         | -         | -         | -         | -         | -         |
| Santa Luċija                      | -         | -         | -         | -         | -         | -         | -         | -         | -         |
| L-Isla                            | 1         | -         | 1         | -         | -         | -         | -         | -         | -         |
| Valletta                          | 1         | -         | 1         | 1         | 1         | 2         | 1         | 1         | 2         |
| Il-Birgu                          | -         | 1         | 1         | -         | -         | -         | -         | -         | -         |
| Ix-Xghajra                        | -         | -         | -         | -         | -         | -         | -         | -         | -         |
| <b>Northern Harbour</b>           | <b>12</b> | <b>14</b> | <b>26</b> | <b>8</b>  | <b>6</b>  | <b>14</b> | <b>9</b>  | <b>9</b>  | <b>18</b> |
| Birkirkara                        | 2         | -         | 2         | 2         | -         | 2         | 2         | 1         | 3         |
| Il-Gżira                          | 1         | 3         | 4         | -         | 1         | 1         | 1         | 1         | 2         |
| Hal Qormi                         | 1         | 1         | 2         | 1         | -         | 1         | -         | 2         | 2         |
| Il-Hamrun                         | 1         | 3         | 4         | 2         | 2         | 4         | 2         | -         | 2         |
| L-Imsida                          | -         | -         | -         | -         | -         | -         | -         | 1         | 1         |
| Pembroke                          | 1         | -         | 1         | -         | -         | -         | -         | -         | -         |
| San Ġwann                         | 1         | 3         | 4         | 1         | 1         | 2         | -         | -         | -         |
| Santa Venera                      | -         | 1         | 1         | -         | -         | -         | 2         | 1         | 3         |
| San Ġiljan                        | 2         | 1         | 3         | 1         | -         | 1         | -         | -         | -         |
| Is-Swieqi                         | -         | 1         | 1         | -         | 1         | 1         | -         | 1         | 1         |
| Ta' Xbiex                         | -         | -         | -         | -         | -         | -         | -         | -         | -         |
| Tal-Pietà                         | 1         | 1         | 2         | -         | -         | -         | -         | -         | -         |
| Tas-Sliema                        | 2         | -         | 2         | 1         | 1         | 2         | 2         | 2         | 4         |
| <b>South Eastern</b>              | <b>6</b>  | <b>3</b>  | <b>9</b>  | <b>2</b>  | <b>2</b>  | <b>4</b>  | <b>2</b>  | <b>2</b>  | <b>4</b>  |
| Birżebbuġa                        | 1         | -         | 1         | -         | -         | -         | -         | -         | -         |
| Il-Gudja                          | 1         | 1         | 2         | -         | -         | -         | 1         | 1         | 2         |
| Hal Għaxaq                        | -         | 1         | 1         | -         | 1         | 1         | -         | -         | -         |
| Hal Kirkop                        | -         | -         | -         | -         | -         | -         | -         | -         | -         |
| Hal Safi                          | -         | -         | -         | -         | -         | -         | -         | -         | -         |
| Marsaskala                        | -         | 1         | 1         | -         | -         | -         | -         | 1         | 1         |
| Marsaxlokk                        | 1         | -         | 1         | -         | -         | -         | -         | -         | -         |
| L-Imqabba                         | 1         | -         | 1         | 1         | -         | 1         | -         | -         | -         |
| Il-Qrendi                         | -         | -         | -         | -         | -         | -         | -         | -         | -         |
| Iż-Żejtun                         | 1         | -         | 1         | 1         | 1         | 2         | 1         | -         | 1         |
| Iż-Żurrieq                        | 1         | -         | 1         | -         | -         | -         | -         | -         | -         |
| <b>Western</b>                    | <b>4</b>  | <b>1</b>  | <b>5</b>  | <b>6</b>  | <b>-</b>  | <b>6</b>  | <b>7</b>  | <b>5</b>  | <b>12</b> |
| Had-Dingli                        | -         | -         | -         | -         | -         | -         | -         | -         | -         |
| Hal Balzan                        | -         | -         | -         | -         | -         | -         | -         | 1         | 1         |
| Hal Lija                          | -         | -         | -         | -         | -         | -         | 2         | -         | 2         |
| H'Attard                          | -         | -         | -         | -         | -         | 2         | 1         | -         | 1         |
| Haż-Zebbuġ                        | -         | -         | -         | 1         | -         | 1         | 2         | 2         | 4         |
| L-Iklin                           | -         | -         | -         | 1         | -         | 1         | 1         | -         | 1         |
| L-Imdina                          | -         | -         | -         | -         | -         | -         | -         | -         | -         |
| L-Imtarfa                         | -         | -         | -         | -         | -         | -         | -         | -         | -         |
| Ir-Rabat                          | 2         | 1         | 3         | 1         | -         | 1         | 1         | 1         | 2         |
| Is-Siġġiewi                       | 2         | -         | 2         | 1         | -         | 1         | -         | 1         | 1         |

Table 10.10a continued

| Regions, districts and localities | 2016      |          |           | 2018     |          |          | 2020     |          |          |
|-----------------------------------|-----------|----------|-----------|----------|----------|----------|----------|----------|----------|
|                                   | Males     | Females  | Total     | Males    | Females  | Total    | Males    | Females  | Total    |
| <b>Northern</b>                   | <b>10</b> | <b>5</b> | <b>15</b> | <b>4</b> | <b>-</b> | <b>4</b> | <b>6</b> | <b>3</b> | <b>9</b> |
| Hal Għargħur                      | 1         | -        | 1         | 1        | -        | 1        | 1        | -        | 1        |
| Il-Mellieħa                       | 2         | 2        | 4         | -        | -        | -        | 1        | 1        | 2        |
| L-Imġarr                          | 1         | 1        | 2         | -        | -        | -        | -        | -        | -        |
| Il-Mosta                          | 3         | 1        | 4         | 1        | -        | 1        | 1        | 1        | 2        |
| In-Naxxar                         | 1         | -        | 1         | 2        | -        | 2        | 2        | 1        | 3        |
| San Pawl Il-Baħar                 | 2         | 1        | 3         | -        | -        | -        | 1        | -        | 1        |
| <b>Gozo and Comino</b>            | <b>2</b>  | <b>3</b> | <b>5</b>  | <b>2</b> | <b>2</b> | <b>4</b> | <b>1</b> | <b>-</b> | <b>1</b> |
| Il-Fontana                        | -         | -        | -         | -        | -        | -        | -        | -        | -        |
| Għajnsielem and Comino            | -         | -        | -         | -        | -        | -        | -        | -        | -        |
| L-Għarb                           | -         | -        | -         | -        | -        | -        | -        | -        | -        |
| L-Għasri                          | -         | -        | -         | -        | -        | -        | -        | -        | -        |
| Il-Munxar                         | -         | -        | -         | -        | -        | -        | -        | -        | -        |
| In-Nadur                          | -         | -        | -         | -        | -        | -        | -        | -        | -        |
| Il-Qala                           | -         | -        | -         | -        | -        | -        | -        | -        | -        |
| San Lawrenz                       | -         | -        | -         | -        | -        | -        | -        | -        | -        |
| Ta' Kerċem                        | 1         | -        | 1         | 1        | -        | 1        | 1        | -        | 1        |
| Ta' Sannat                        | -         | -        | -         | -        | -        | -        | -        | -        | -        |
| Ir-Rabat                          | 1         | 1        | 2         | 1        | -        | 1        | -        | -        | -        |
| Ix-Xaġħra                         | -         | 1        | 1         | -        | 1        | 1        | -        | -        | -        |
| Ix-Xewkija                        | -         | -        | -         | -        | -        | -        | -        | -        | -        |
| Iż-Żebbuġ                         | -         | 1        | 1         | -        | 1        | 1        | -        | -        | -        |

Table 10.10b Retirement Pension Top-Up: regional analysis

|  |      | Southern | Northern Harbour | South Eastern | Western | Northern | Gozo and Comino | TOTAL          |
|--|------|----------|------------------|---------------|---------|----------|-----------------|----------------|
| Total Population                                   | 2016 | 80,664   | 143,773          | 69,187        | 60,131  | 74,336   | 32,206          | <b>460,297</b> |
|  | 2018 | 82,910   | 160,173          | 72,375        | 61,689  | 83,024   | 33,388          | <b>493,559</b> |
|  | 2020 | 84,901   | 171,606          | 74,831        | 62,927  | 87,272   | 34,563          | <b>516,100</b> |
| Total Beneficiaries                                | 2016 | 23       | 26               | 9             | 5       | 15       | 5               | <b>83</b>      |
|  | 2018 | 19       | 14               | 4             | 6       | 4        | 4               | <b>51</b>      |
|  | 2020 | 12       | 18               | 4             | 12      | 9        | 1               | <b>56</b>      |
| Total Expenditure (€'000s)                         | 2016 | 10       | 11               | 4             | 1       | 7        | 3               | <b>35</b>      |
|  | 2018 | 7        | 4                | 2             | 3       | 4        | 2               | <b>22</b>      |
|  | 2020 | 6        | 6                | 1             | 6       | 6        | c               | <b>25</b>      |
| Actual Beneficiaries per 1,000 of Population       | 2016 | 0.3      | 0.2              | 0.1           | 0.1     | 0.2      | 0.2             | -              |
|  | 2018 | 0.2      | 0.1              | 0.1           | 0.1     | 0.0      | 0.1             | -              |
|  | 2020 | 0.1      | 0.1              | 0.1           | 0.2     | 0.1      | 0.0             | -              |
| Expected Beneficiaries (Based on National Average) | 2016 | 15       | 26               | 12            | 11      | 13       | 6               | -              |
|  | 2018 | 9        | 17               | 7             | 6       | 9        | 3               | -              |
|  | 2020 | 9        | 19               | 8             | 7       | 9        | 4               | -              |
| Ratio of Beneficiaries (Actual/Estimate)           | 2016 | 1.58     | 1.00             | 0.72          | 0.46    | 1.12     | 0.86            | -              |
|  | 2018 | 2.22     | 0.85             | 0.53          | 0.94    | 0.47     | 1.16            | -              |
|  | 2020 | 1.30     | 0.97             | 0.49          | 1.76    | 0.95     | 0.27            | -              |

c: Expenditure not shown for confidentiality purposes.

Table 10.11a Two-Thirds Pension

| Regions, districts and localities | 2016          |               |               | 2018          |               |               | 2020          |               |               |
|-----------------------------------|---------------|---------------|---------------|---------------|---------------|---------------|---------------|---------------|---------------|
|                                   | Males         | Females       | Total         | Males         | Females       | Total         | Males         | Females       | Total         |
| <b>MALTA</b>                      | <b>34,205</b> | <b>10,954</b> | <b>45,159</b> | <b>36,681</b> | <b>11,904</b> | <b>48,585</b> | <b>39,342</b> | <b>13,430</b> | <b>52,772</b> |
| <b>Malta</b>                      | <b>31,924</b> | <b>10,114</b> | <b>42,038</b> | <b>34,135</b> | <b>10,945</b> | <b>45,080</b> | <b>36,553</b> | <b>12,366</b> | <b>48,919</b> |
| <b>Gozo and Comino</b>            | <b>2,281</b>  | <b>840</b>    | <b>3,121</b>  | <b>2,546</b>  | <b>959</b>    | <b>3,505</b>  | <b>2,789</b>  | <b>1,064</b>  | <b>3,853</b>  |
| <b>Southern Harbour</b>           | <b>7,526</b>  | <b>1,969</b>  | <b>9,495</b>  | <b>7,890</b>  | <b>2,085</b>  | <b>9,975</b>  | <b>8,205</b>  | <b>2,367</b>  | <b>10,572</b> |
| Bormla                            | 459           | 119           | 578           | 462           | 111           | 573           | 445           | 124           | 569           |
| Il-Fgura                          | 920           | 227           | 1,147         | 1,052         | 276           | 1,328         | 1,132         | 336           | 1,468         |
| Floriana                          | 242           | 64            | 306           | 243           | 64            | 307           | 231           | 63            | 294           |
| Hal Luqa                          | 705           | 241           | 946           | 673           | 223           | 896           | 704           | 233           | 937           |
| Hal Tarxien                       | 727           | 256           | 983           | 752           | 275           | 1,027         | 791           | 314           | 1,105         |
| Haż-Zabbar                        | 1,308         | 305           | 1,613         | 1,414         | 331           | 1,745         | 1,536         | 396           | 1,932         |
| Il-Kalkara                        | 221           | 60            | 281           | 242           | 63            | 305           | 247           | 76            | 323           |
| Il-Marsa                          | 524           | 100           | 624           | 549           | 101           | 650           | 569           | 119           | 688           |
| Raħal Ġdid                        | 833           | 242           | 1,075         | 880           | 261           | 1,141         | 891           | 294           | 1,185         |
| Santa Luċija                      | 348           | 112           | 460           | 351           | 116           | 467           | 359           | 116           | 475           |
| L-Isla                            | 280           | 44            | 324           | 288           | 51            | 339           | 293           | 59            | 352           |
| Valletta                          | 547           | 128           | 675           | 547           | 136           | 683           | 564           | 146           | 710           |
| Il-Birgu                          | 310           | 54            | 364           | 321           | 57            | 378           | 322           | 66            | 388           |
| Ix-Xgħajra                        | 102           | 17            | 119           | 116           | 20            | 136           | 121           | 25            | 146           |
| <b>Northern Harbour</b>           | <b>10,709</b> | <b>3,571</b>  | <b>14,280</b> | <b>11,184</b> | <b>3,788</b>  | <b>14,972</b> | <b>11,670</b> | <b>4,124</b>  | <b>15,794</b> |
| Birkirkara                        | 1,764         | 625           | 2,389         | 1,907         | 647           | 2,554         | 2,010         | 702           | 2,712         |
| Il-Gżira                          | 657           | 205           | 862           | 659           | 216           | 875           | 676           | 244           | 920           |
| Hal Qormi                         | 1,520         | 328           | 1,848         | 1,623         | 360           | 1,983         | 1,762         | 415           | 2,177         |
| Il-Hamrun                         | 954           | 278           | 1,232         | 1,002         | 280           | 1,282         | 1,046         | 283           | 1,329         |
| L-Imsida                          | 650           | 304           | 954           | 661           | 299           | 960           | 680           | 311           | 991           |
| Pembroke                          | 142           | 52            | 194           | 154           | 63            | 217           | 178           | 77            | 255           |
| San Ġwann                         | 1,033         | 295           | 1,328         | 1,127         | 331           | 1,458         | 1,187         | 390           | 1,577         |
| Santa Venera                      | 635           | 168           | 803           | 657           | 183           | 840           | 668           | 194           | 862           |
| San Ġiljan                        | 763           | 273           | 1,036         | 754           | 281           | 1,035         | 758           | 289           | 1,047         |
| Is-Swieqi                         | 569           | 205           | 774           | 617           | 230           | 847           | 657           | 259           | 916           |
| Ta' Xbiex                         | 202           | 49            | 251           | 218           | 61            | 279           | 218           | 63            | 281           |
| Tal-Pietà                         | 371           | 119           | 490           | 361           | 132           | 493           | 372           | 136           | 508           |
| Tas-Sliema                        | 1,449         | 670           | 2,119         | 1,444         | 705           | 2,149         | 1,458         | 761           | 2,219         |
| <b>South Eastern</b>              | <b>4,662</b>  | <b>1,341</b>  | <b>6,003</b>  | <b>5,181</b>  | <b>1,498</b>  | <b>6,679</b>  | <b>5,780</b>  | <b>1,793</b>  | <b>7,573</b>  |
| Birżebbuġa                        | 688           | 163           | 851           | 756           | 187           | 943           | 820           | 228           | 1,048         |
| Il-Gudja                          | 256           | 63            | 319           | 280           | 72            | 352           | 317           | 95            | 412           |
| Hal Ghaxaq                        | 357           | 77            | 434           | 417           | 87            | 504           | 449           | 103           | 552           |
| Hal Kirkop                        | 151           | 48            | 199           | 171           | 57            | 228           | 216           | 69            | 285           |
| Hal Safi                          | 130           | 34            | 164           | 146           | 34            | 180           | 178           | 48            | 226           |
| Marsaskala                        | 556           | 214           | 770           | 636           | 239           | 875           | 778           | 322           | 1,100         |
| Marsaxlokk                        | 270           | 53            | 323           | 289           | 61            | 350           | 321           | 85            | 406           |
| L-Imqabba                         | 192           | 78            | 270           | 221           | 87            | 308           | 238           | 93            | 331           |
| Il-Qrendi                         | 209           | 70            | 279           | 241           | 81            | 322           | 267           | 90            | 357           |
| Iż-Zejtun                         | 1,038         | 294           | 1,332         | 1,119         | 310           | 1,429         | 1,198         | 346           | 1,544         |
| Iż-Żurrieq                        | 815           | 247           | 1,062         | 905           | 283           | 1,188         | 998           | 314           | 1,312         |
| <b>Western</b>                    | <b>4,689</b>  | <b>1,760</b>  | <b>6,449</b>  | <b>5,053</b>  | <b>1,943</b>  | <b>6,996</b>  | <b>5,539</b>  | <b>2,161</b>  | <b>7,700</b>  |
| Had-Dingli                        | 262           | 74            | 336           | 293           | 91            | 384           | 331           | 102           | 433           |
| Hal Balzan                        | 365           | 168           | 533           | 376           | 185           | 561           | 385           | 198           | 583           |
| Hal Lija                          | 232           | 94            | 326           | 255           | 93            | 348           | 280           | 108           | 388           |
| H'Attard                          | 728           | 326           | 1,054         | 803           | 344           | 1,147         | 910           | 406           | 1,316         |
| Haż-Zebbuġ                        | 899           | 250           | 1,149         | 983           | 274           | 1,257         | 1,100         | 312           | 1,412         |
| L-Ikkin                           | 229           | 87            | 316           | 256           | 96            | 352           | 299           | 113           | 412           |
| L-Imdina                          | 27            | 22            | 49            | 26            | 21            | 47            | 32            | 24            | 56            |
| L-Imtarfa                         | 97            | 32            | 129           | 96            | 47            | 143           | 125           | 44            | 169           |
| Ir-Rabat                          | 1,224         | 467           | 1,691         | 1,281         | 527           | 1,808         | 1,325         | 554           | 1,879         |
| Is-Siġġiewi                       | 626           | 240           | 866           | 684           | 265           | 949           | 752           | 300           | 1,052         |

Table 10.11a continued

| Regions, districts and localities | 2016         |              |              | 2018         |              |              | 2020         |              |              |
|-----------------------------------|--------------|--------------|--------------|--------------|--------------|--------------|--------------|--------------|--------------|
|                                   | Males        | Females      | Total        | Males        | Females      | Total        | Males        | Females      | Total        |
| <b>Northern</b>                   | <b>4,338</b> | <b>1,473</b> | <b>5,811</b> | <b>4,827</b> | <b>1,631</b> | <b>6,458</b> | <b>5,359</b> | <b>1,921</b> | <b>7,280</b> |
| Hal Gharghur                      | 171          | 38           | 209          | 191          | 49           | 240          | 208          | 55           | 263          |
| Il-Mellieħa                       | 601          | 212          | 813          | 711          | 235          | 946          | 783          | 280          | 1,063        |
| L-Imġarr                          | 249          | 53           | 302          | 287          | 55           | 342          | 328          | 77           | 405          |
| Il-Mosta                          | 1,363        | 485          | 1,848        | 1,529        | 539          | 2,068        | 1,658        | 627          | 2,285        |
| In-Naxxar                         | 919          | 299          | 1,218        | 1,001        | 325          | 1,326        | 1,166        | 402          | 1,568        |
| San Pawl Il-Baħar                 | 1,035        | 386          | 1,421        | 1,108        | 428          | 1,536        | 1,216        | 480          | 1,696        |
| <b>Gozo and Comino</b>            | <b>2,281</b> | <b>840</b>   | <b>3,121</b> | <b>2,546</b> | <b>959</b>   | <b>3,505</b> | <b>2,789</b> | <b>1,064</b> | <b>3,853</b> |
| Il-Fontana                        | 68           | 24           | 92           | 79           | 28           | 107          | 85           | 31           | 116          |
| Għajnsielem                       | 202          | 53           | 255          | 223          | 71           | 294          | 249          | 79           | 328          |
| L-Għarb                           | 77           | 27           | 104          | 84           | 28           | 112          | 90           | 38           | 128          |
| L-Għasri                          | 31           | 20           | 51           | 31           | 21           | 52           | 32           | 23           | 55           |
| Il-Munxar                         | 53           | 19           | 72           | 64           | 21           | 85           | 74           | 25           | 99           |
| In-Nadur                          | 309          | 120          | 429          | 339          | 129          | 468          | 365          | 135          | 500          |
| Il-Qala                           | 139          | 40           | 179          | 155          | 42           | 197          | 180          | 42           | 222          |
| San Lawrenz                       | 43           | 29           | 72           | 50           | 30           | 80           | 60           | 33           | 93           |
| Ta' Kerċem                        | 118          | 41           | 159          | 138          | 51           | 189          | 151          | 55           | 206          |
| Ta' Sannat                        | 139          | 45           | 184          | 144          | 46           | 190          | 148          | 58           | 206          |
| Ir-Rabat                          | 478          | 213          | 691          | 534          | 256          | 790          | 583          | 262          | 845          |
| Ix-Xgħra                          | 285          | 105          | 390          | 326          | 121          | 447          | 352          | 138          | 490          |
| Ix-Xewkija                        | 223          | 82           | 305          | 243          | 91           | 334          | 269          | 109          | 378          |
| Iż-Zebbuġ                         | 116          | 22           | 138          | 136          | 24           | 160          | 151          | 36           | 187          |

Table 10.11b Two Thirds Pension: regional analysis

|  |      | Southern | Northern Harbour | South Eastern | Western | Northern | Gozo and Comino | TOTAL          |
|--|------|----------|------------------|---------------|---------|----------|-----------------|----------------|
| Total Population                                   | 2016 | 80,664   | 143,773          | 69,187        | 60,131  | 74,336   | 32,206          | <b>460,297</b> |
|  | 2018 | 82,910   | 160,173          | 72,375        | 61,689  | 83,024   | 33,388          | <b>493,559</b> |
|  | 2020 | 84,901   | 171,606          | 74,831        | 62,927  | 87,272   | 34,563          | <b>516,100</b> |
| Total Beneficiaries                                | 2016 | 9,495    | 14,280           | 6,003         | 6,449   | 5,811    | 3,121           | <b>45,159</b>  |
|  | 2018 | 9,975    | 14,972           | 6,679         | 6,996   | 6,458    | 3,505           | <b>48,585</b>  |
|  | 2020 | 10,572   | 15,794           | 7,573         | 7,700   | 7,280    | 3,853           | <b>52,772</b>  |
| Total Expenditure (€'000s)                         | 2016 | 80,460   | 122,974          | 51,276        | 55,265  | 47,364   | 23,095          | <b>380,434</b> |
|  | 2018 | 87,905   | 135,722          | 59,868        | 62,351  | 55,663   | 27,544          | <b>429,053</b> |
|  | 2020 | 95,530   | 147,313          | 69,366        | 71,788  | 64,929   | 31,770          | <b>480,696</b> |
| Actual Beneficiaries per 1,000 of Population       | 2016 | 117.7    | 99.3             | 86.8          | 107.2   | 78.2     | 96.9            | -              |
|  | 2018 | 120.3    | 93.5             | 92.3          | 113.4   | 77.8     | 105.0           | -              |
|  | 2020 | 124.5    | 92.0             | 101.2         | 122.4   | 83.4     | 111.5           | -              |
| Expected Beneficiaries (Based on National Average) | 2016 | 7,914    | 14,105           | 6,788         | 5,899   | 7,293    | 3,160           | -              |
|  | 2018 | 8,162    | 15,767           | 7,124         | 6,073   | 8,173    | 3,287           | -              |
|  | 2020 | 8,681    | 17,547           | 7,652         | 6,434   | 8,924    | 3,534           | -              |
| Ratio of Beneficiaries (Actual/Estimate)           | 2016 | 1.20     | 1.01             | 0.88          | 1.09    | 0.80     | 0.99            | -              |
|  | 2018 | 1.22     | 0.95             | 0.94          | 1.15    | 0.79     | 1.07            | -              |
|  | 2020 | 1.22     | 0.90             | 0.99          | 1.20    | 0.82     | 1.09            | -              |

Table 10.12a Decreased National Invalidation Pension

| Regions, districts and localities | 2016     |          |          | 2018     |          |          | 2020     |         |          |
|-----------------------------------|----------|----------|----------|----------|----------|----------|----------|---------|----------|
|                                   | Males    | Females  | Total    | Males    | Females  | Total    | Males    | Females | Total    |
| <b>MALTA</b>                      | <b>5</b> | <b>1</b> | <b>6</b> | <b>2</b> | <b>1</b> | <b>3</b> | <b>2</b> | -       | <b>2</b> |
| <b>Malta</b>                      | <b>5</b> | -        | <b>5</b> | <b>2</b> | -        | <b>2</b> | <b>2</b> | -       | <b>2</b> |
| <b>Gozo and Comino</b>            | -        | <b>1</b> | <b>1</b> | -        | <b>1</b> | <b>1</b> | -        | -       | -        |
| <b>Southern Harbour</b>           | <b>1</b> | -        | <b>1</b> | -        | -        | -        | -        | -       | -        |
| Bormla                            | -        | -        | -        | -        | -        | -        | -        | -       | -        |
| Il-Fgura                          | -        | -        | -        | -        | -        | -        | -        | -       | -        |
| Floriana                          | -        | -        | -        | -        | -        | -        | -        | -       | -        |
| Hal Luqa                          | -        | -        | -        | -        | -        | -        | -        | -       | -        |
| Hal Tarxien                       | -        | -        | -        | -        | -        | -        | -        | -       | -        |
| Haż-Żabbar                        | -        | -        | -        | -        | -        | -        | -        | -       | -        |
| Il-Kalkara                        | -        | -        | -        | -        | -        | -        | -        | -       | -        |
| Il-Marsa                          | -        | -        | -        | -        | -        | -        | -        | -       | -        |
| Rahal Ġdid                        | -        | -        | -        | -        | -        | -        | -        | -       | -        |
| Santa Luċija                      | -        | -        | -        | -        | -        | -        | -        | -       | -        |
| L-Isla                            | -        | -        | -        | -        | -        | -        | -        | -       | -        |
| Valletta                          | -        | -        | -        | -        | -        | -        | -        | -       | -        |
| Il-Birgu                          | -        | -        | -        | -        | -        | -        | -        | -       | -        |
| Ix-Xghajra                        | 1        | -        | 1        | -        | -        | -        | -        | -       | -        |
| <b>Northern Harbour</b>           | -        | -        | -        | -        | -        | -        | -        | -       | -        |
| Birkirkara                        | -        | -        | -        | -        | -        | -        | -        | -       | -        |
| Il-Gżira                          | -        | -        | -        | -        | -        | -        | -        | -       | -        |
| Hal Qormi                         | -        | -        | -        | -        | -        | -        | -        | -       | -        |
| Il-Hamrun                         | -        | -        | -        | -        | -        | -        | -        | -       | -        |
| L-Imsida                          | -        | -        | -        | -        | -        | -        | -        | -       | -        |
| Pembroke                          | -        | -        | -        | -        | -        | -        | -        | -       | -        |
| San Ġwann                         | -        | -        | -        | -        | -        | -        | -        | -       | -        |
| Santa Venera                      | -        | -        | -        | -        | -        | -        | -        | -       | -        |
| San Ġiljan                        | -        | -        | -        | -        | -        | -        | -        | -       | -        |
| Is-Swieqi                         | -        | -        | -        | -        | -        | -        | -        | -       | -        |
| Ta' Xbiex                         | -        | -        | -        | -        | -        | -        | -        | -       | -        |
| Tal-Pietà                         | -        | -        | -        | -        | -        | -        | -        | -       | -        |
| Tas-Sliema                        | -        | -        | -        | -        | -        | -        | -        | -       | -        |
| <b>South Eastern</b>              | <b>2</b> | -        | <b>2</b> | <b>2</b> | -        | <b>2</b> | <b>2</b> | -       | <b>2</b> |
| Birżebbuġa                        | -        | -        | -        | -        | -        | -        | -        | -       | -        |
| Il-Gudja                          | -        | -        | -        | -        | -        | -        | -        | -       | -        |
| Hal Ghaxaq                        | -        | -        | -        | -        | -        | -        | -        | -       | -        |
| Hal Kirkop                        | -        | -        | -        | -        | -        | -        | -        | -       | -        |
| Hal Safi                          | -        | -        | -        | -        | -        | -        | -        | -       | -        |
| Marsaskala                        | 1        | -        | 1        | 1        | -        | 1        | 1        | -       | 1        |
| Marsaxlokk                        | -        | -        | -        | -        | -        | -        | -        | -       | -        |
| L-Imqabba                         | -        | -        | -        | -        | -        | -        | -        | -       | -        |
| Il-Qrendi                         | 1        | -        | 1        | 1        | -        | 1        | 1        | -       | 1        |
| Iż-Żejtun                         | -        | -        | -        | -        | -        | -        | -        | -       | -        |
| Iż-Żurrieq                        | -        | -        | -        | -        | -        | -        | -        | -       | -        |
| <b>Western</b>                    | <b>1</b> | -        | <b>1</b> | -        | -        | -        | -        | -       | -        |
| Had-Dingli                        | -        | -        | -        | -        | -        | -        | -        | -       | -        |
| Hal Balzan                        | -        | -        | -        | -        | -        | -        | -        | -       | -        |
| Hal Lija                          | -        | -        | -        | -        | -        | -        | -        | -       | -        |
| H'Attard                          | -        | -        | -        | -        | -        | -        | -        | -       | -        |
| Haż-Zebbuġ                        | 1        | -        | 1        | -        | -        | -        | -        | -       | -        |
| L-Iklin                           | -        | -        | -        | -        | -        | -        | -        | -       | -        |
| L-Imdina                          | -        | -        | -        | -        | -        | -        | -        | -       | -        |
| L-Imtarfa                         | -        | -        | -        | -        | -        | -        | -        | -       | -        |
| Ir-Rabat                          | -        | -        | -        | -        | -        | -        | -        | -       | -        |
| Is-Siġġiewi                       | -        | -        | -        | -        | -        | -        | -        | -       | -        |

Table 10.12a continued

| Regions, districts and localities | 2016     |          |          | 2018  |          |          | 2020  |         |       |
|-----------------------------------|----------|----------|----------|-------|----------|----------|-------|---------|-------|
|                                   | Males    | Females  | Total    | Males | Females  | Total    | Males | Females | Total |
| <b>Northern</b>                   | <b>1</b> | -        | <b>1</b> | -     | -        | -        | -     | -       | -     |
| Hal Gharghur                      | -        | -        | -        | -     | -        | -        | -     | -       | -     |
| Il-Mellieħa                       | -        | -        | -        | -     | -        | -        | -     | -       | -     |
| L-Imġarr                          | -        | -        | -        | -     | -        | -        | -     | -       | -     |
| Il-Mosta                          | -        | -        | -        | -     | -        | -        | -     | -       | -     |
| In-Naxxar                         | 1        | -        | 1        | -     | -        | -        | -     | -       | -     |
| San Pawl Il-Baħar                 | -        | -        | -        | -     | -        | -        | -     | -       | -     |
| <b>Gozo and Comino</b>            | -        | <b>1</b> | <b>1</b> | -     | <b>1</b> | <b>1</b> | -     | -       | -     |
| Il-Fontana                        | -        | -        | -        | -     | -        | -        | -     | -       | -     |
| Għajnsielem and Comino            | -        | -        | -        | -     | -        | -        | -     | -       | -     |
| L-Għarb                           | -        | -        | -        | -     | -        | -        | -     | -       | -     |
| L-Għasri                          | -        | -        | -        | -     | -        | -        | -     | -       | -     |
| Il-Munxar                         | -        | -        | -        | -     | -        | -        | -     | -       | -     |
| In-Nadur                          | -        | -        | -        | -     | -        | -        | -     | -       | -     |
| Il-Qala                           | -        | -        | -        | -     | -        | -        | -     | -       | -     |
| San Lawrenz                       | -        | 1        | 1        | -     | 1        | 1        | -     | -       | -     |
| Ta' Kerċem                        | -        | -        | -        | -     | -        | -        | -     | -       | -     |
| Ta' Sannat                        | -        | -        | -        | -     | -        | -        | -     | -       | -     |
| Ir-Rabat                          | -        | -        | -        | -     | -        | -        | -     | -       | -     |
| Ix-Xagħra                         | -        | -        | -        | -     | -        | -        | -     | -       | -     |
| Ix-Xewkija                        | -        | -        | -        | -     | -        | -        | -     | -       | -     |
| Iż-Żebbuġ                         | -        | -        | -        | -     | -        | -        | -     | -       | -     |

Table 10.12b Decreased National Invalidation Pension: regional analysis

|  |      | Southern | Northern Harbour | South Eastern | Western | Northern | Gozo and Comino | TOTAL          |
|--|------|----------|------------------|---------------|---------|----------|-----------------|----------------|
| Total Population                                   | 2016 | 80,664   | 143,773          | 69,187        | 60,131  | 74,336   | 32,206          | <b>460,297</b> |
|  | 2018 | 82,910   | 160,173          | 72,375        | 61,689  | 83,024   | 33,388          | <b>493,559</b> |
|  | 2020 | 84,901   | 171,606          | 74,831        | 62,927  | 87,272   | 34,563          | <b>516,100</b> |
| Total Beneficiaries                                | 2016 | 1        | -                | 2             | 1       | 1        | 1               | <b>6</b>       |
|  | 2018 | -        | -                | 2             | -       | -        | 1               | <b>3</b>       |
|  | 2020 | -        | -                | 2             | -       | -        | -               | <b>2</b>       |
| Total Expenditure (€'000s)                         | 2016 | c        | -                | c             | c       | c        | c               | <b>29</b>      |
|  | 2018 | -        | -                | c             | -       | -        | c               | <b>16</b>      |
|  | 2020 | -        | -                | c             | -       | -        | -               | <b>c</b>       |
| Actual Beneficiaries per 1,000 of Population       | 2016 | 0.0      | -                | 0.0           | 0.0     | 0.0      | 0.0             | -              |
|  | 2018 | -        | -                | 0.0           | -       | -        | 0.0             | -              |
|  | 2020 | -        | -                | 0.0           | -       | -        | -               | -              |
| Expected Beneficiaries (Based on National Average) | 2016 | 1        | 2                | 1             | 1       | 1        | 0               | -              |
|  | 2018 | 1        | 1                | 0             | 0       | 1        | 0               | -              |
|  | 2020 | 0        | 1                | 0             | 0       | 0        | 0               | -              |
| Ratio of Beneficiaries (Actual/Estimate)           | 2016 | 0.95     | -                | 2.22          | 1.28    | 1.03     | 2.38            | -              |
|  | 2018 | -        | -                | 4.55          | -       | -        | 4.93            | -              |
|  | 2020 | -        | -                | 6.90          | -       | -        | -               | -              |

c: Expenditure not shown for confidentiality purposes.

Table 10.13a Increased Invalidity Pension

| Regions, districts and localities | 2016      |           |            | 2018      |           |           | 2020      |           |           |
|-----------------------------------|-----------|-----------|------------|-----------|-----------|-----------|-----------|-----------|-----------|
|                                   | Males     | Females   | Total      | Males     | Females   | Total     | Males     | Females   | Total     |
| <b>MALTA</b>                      | <b>85</b> | <b>30</b> | <b>115</b> | <b>55</b> | <b>23</b> | <b>78</b> | <b>37</b> | <b>20</b> | <b>57</b> |
| <b>Malta</b>                      | <b>74</b> | <b>22</b> | <b>96</b>  | <b>47</b> | <b>18</b> | <b>65</b> | <b>31</b> | <b>17</b> | <b>48</b> |
| <b>Gozo and Comino</b>            | <b>11</b> | <b>8</b>  | <b>19</b>  | <b>8</b>  | <b>5</b>  | <b>13</b> | <b>6</b>  | <b>3</b>  | <b>9</b>  |
| <b>Southern Harbour</b>           | <b>20</b> | <b>2</b>  | <b>22</b>  | <b>10</b> | <b>1</b>  | <b>11</b> | <b>8</b>  | <b>-</b>  | <b>8</b>  |
| Bormla                            | 1         | -         | 1          | -         | -         | -         | -         | -         | -         |
| Il-Fgura                          | -         | -         | -          | -         | -         | -         | -         | -         | -         |
| Floriana                          | 1         | -         | 1          | 1         | -         | 1         | 1         | -         | 1         |
| Hal Luqa                          | 2         | -         | 2          | 1         | -         | 1         | 1         | -         | 1         |
| Hal Tarxien                       | 4         | -         | 4          | 2         | -         | 2         | 2         | -         | 2         |
| Haż-Żabbar                        | 2         | 1         | 3          | 1         | 1         | 2         | 1         | -         | 1         |
| Il-Kalkara                        | 2         | -         | 2          | -         | -         | -         | -         | -         | -         |
| Il-Marsa                          | 1         | -         | 1          | -         | -         | -         | -         | -         | -         |
| Raħal Ġdid                        | 3         | 1         | 4          | 2         | -         | 2         | 1         | -         | 1         |
| Santa Luċija                      | -         | -         | -          | -         | -         | -         | -         | -         | -         |
| L-Isla                            | 1         | -         | 1          | -         | -         | -         | -         | -         | -         |
| Valletta                          | 2         | -         | 2          | 2         | -         | 2         | 2         | -         | 2         |
| Il-Birgu                          | 1         | -         | 1          | 1         | -         | 1         | -         | -         | -         |
| Ix-Xghajra                        | -         | -         | -          | -         | -         | -         | -         | -         | -         |
| <b>Northern Harbour</b>           | <b>19</b> | <b>7</b>  | <b>26</b>  | <b>15</b> | <b>7</b>  | <b>22</b> | <b>11</b> | <b>7</b>  | <b>18</b> |
| Birkirkara                        | 4         | -         | 4          | 2         | -         | 2         | -         | -         | -         |
| Il-Gżira                          | 2         | -         | 2          | 1         | -         | 1         | 2         | -         | 2         |
| Hal Qormi                         | 4         | 2         | 6          | 3         | 2         | 5         | 2         | 2         | 4         |
| Il-Hamrun                         | 2         | 2         | 4          | 2         | 2         | 4         | 1         | 2         | 3         |
| L-Imsida                          | 2         | -         | 2          | 2         | -         | 2         | 2         | -         | 2         |
| Pembroke                          | 1         | -         | 1          | 1         | -         | 1         | 1         | -         | 1         |
| San Ġwann                         | 1         | 1         | 2          | 1         | 1         | 2         | 1         | 1         | 2         |
| Santa Venera                      | -         | 1         | 1          | -         | 1         | 1         | -         | 1         | 1         |
| San Ġiljan                        | -         | 1         | 1          | -         | 1         | 1         | -         | 1         | 1         |
| Is-Swieqi                         | -         | -         | -          | 1         | -         | 1         | 1         | -         | 1         |
| Ta' Xbiex                         | -         | -         | -          | -         | -         | -         | -         | -         | -         |
| Tal-Pietà                         | -         | -         | -          | -         | -         | -         | -         | -         | -         |
| Tas-Sliema                        | 3         | -         | 3          | 2         | -         | 2         | 1         | -         | 1         |
| <b>South Eastern</b>              | <b>14</b> | <b>1</b>  | <b>15</b>  | <b>9</b>  | <b>1</b>  | <b>10</b> | <b>3</b>  | <b>1</b>  | <b>4</b>  |
| Birżebbuġa                        | 2         | -         | 2          | -         | -         | -         | -         | -         | -         |
| Il-Gudja                          | -         | -         | -          | -         | -         | -         | -         | -         | -         |
| Hal Ghaxaq                        | 1         | -         | 1          | 1         | -         | 1         | 1         | -         | 1         |
| Hal Kirkop                        | 1         | 1         | 2          | -         | 1         | 1         | -         | 1         | 1         |
| Hal Safi                          | -         | -         | -          | -         | -         | -         | -         | -         | -         |
| Marsaskala                        | 3         | -         | 3          | 2         | -         | 2         | -         | -         | -         |
| Marsaxlokk                        | 2         | -         | 2          | 2         | -         | 2         | 1         | -         | 1         |
| L-Imqabba                         | -         | -         | -          | -         | -         | -         | -         | -         | -         |
| Il-Qrendi                         | -         | -         | -          | -         | -         | -         | -         | -         | -         |
| Iż-Żejtun                         | 4         | -         | 4          | 4         | -         | 4         | 1         | -         | 1         |
| Iż-Żurrieq                        | 1         | -         | 1          | -         | -         | -         | -         | -         | -         |
| <b>Western</b>                    | <b>4</b>  | <b>6</b>  | <b>10</b>  | <b>2</b>  | <b>4</b>  | <b>6</b>  | <b>1</b>  | <b>5</b>  | <b>6</b>  |
| Had-Dingli                        | -         | -         | -          | -         | -         | -         | -         | -         | -         |
| Hal Balzan                        | 1         | -         | 1          | 1         | -         | 1         | 1         | -         | 1         |
| Hal Lija                          | -         | -         | -          | -         | -         | -         | -         | -         | -         |
| H'Attard                          | -         | -         | -          | -         | -         | -         | -         | -         | -         |
| Haż-Zebbuġ                        | 2         | 1         | 3          | 1         | 1         | 2         | -         | 1         | 1         |
| L-Iklin                           | -         | -         | -          | -         | -         | -         | -         | -         | -         |
| L-Imdina                          | -         | -         | -          | -         | -         | -         | -         | -         | -         |
| L-Imtarfa                         | -         | 1         | 1          | -         | -         | -         | -         | -         | -         |
| Ir-Rabat                          | 1         | 2         | 3          | -         | 1         | 1         | -         | 2         | 2         |
| Is-Siġġiewi                       | -         | 2         | 2          | -         | 2         | 2         | -         | 2         | 2         |

Table 10.13a continued

| Regions, districts and localities | 2016      |          |           | 2018      |          |           | 2020     |          |           |
|-----------------------------------|-----------|----------|-----------|-----------|----------|-----------|----------|----------|-----------|
|                                   | Males     | Females  | Total     | Males     | Females  | Total     | Males    | Females  | Total     |
| <b>Northern</b>                   | <b>17</b> | <b>6</b> | <b>23</b> | <b>11</b> | <b>5</b> | <b>16</b> | <b>8</b> | <b>4</b> | <b>12</b> |
| Hal Gharghur                      | -         | 1        | 1         | -         | -        | -         | 1        | -        | 1         |
| Il-Mellieħa                       | 4         | -        | 4         | 1         | -        | 1         | 1        | -        | 1         |
| L-Imġarr                          | -         | -        | -         | -         | -        | -         | -        | -        | -         |
| Il-Mosta                          | 6         | 2        | 8         | 6         | 2        | 8         | 3        | 1        | 4         |
| In-Naxxar                         | 2         | 1        | 3         | 2         | 1        | 3         | 2        | 2        | 4         |
| San Pawl Il-Baħar                 | 5         | 2        | 7         | 2         | 2        | 4         | 1        | 1        | 2         |
| <b>Gozo and Comino</b>            | <b>11</b> | <b>8</b> | <b>19</b> | <b>8</b>  | <b>5</b> | <b>13</b> | <b>6</b> | <b>3</b> | <b>9</b>  |
| Il-Fontana                        | -         | -        | -         | -         | -        | -         | -        | -        | -         |
| Għajnsielem                       | 1         | -        | 1         | 1         | -        | 1         | -        | -        | -         |
| and Comino                        | 1         | -        | 1         | 1         | -        | 1         | 1        | -        | 1         |
| L-Għarb                           | -         | -        | -         | -         | -        | -         | -        | -        | -         |
| L-Għasri                          | -         | -        | -         | -         | -        | -         | -        | -        | -         |
| Il-Munxar                         | 2         | -        | 2         | -         | -        | -         | -        | -        | -         |
| In-Nadur                          | 1         | 1        | 2         | 1         | 1        | 2         | 1        | 1        | 2         |
| Il-Qala                           | -         | -        | -         | -         | -        | -         | -        | -        | -         |
| San Lawrenz                       | -         | -        | -         | -         | -        | -         | -        | -        | -         |
| Ta' Kerċem                        | 2         | 1        | 3         | 2         | -        | 2         | 2        | -        | 2         |
| Ta' Sannat                        | 1         | 1        | 2         | -         | -        | -         | -        | -        | -         |
| Ir-Rabat                          | 2         | 3        | 5         | 2         | 3        | 5         | 1        | 1        | 2         |
| Ix-Xagħra                         | -         | 1        | 1         | -         | -        | -         | -        | -        | -         |
| Ix-Xewkija                        | 1         | 1        | 2         | 1         | 1        | 2         | 1        | 1        | 2         |
| Iż-Żebbuġ                         | -         | -        | -         | -         | -        | -         | -        | -        | -         |

Table 10.13b Increased Invalidity Pension: regional analysis

|  |      | Southern | Northern Harbour | South Eastern | Western | Northern | Gozo and Comino | TOTAL          |
|--|------|----------|------------------|---------------|---------|----------|-----------------|----------------|
| Total Population                                   | 2016 | 80,664   | 143,773          | 69,187        | 60,131  | 74,336   | 32,206          | <b>460,297</b> |
|  | 2018 | 82,910   | 160,173          | 72,375        | 61,689  | 83,024   | 33,388          | <b>493,559</b> |
|  | 2020 | 84,901   | 171,606          | 74,831        | 62,927  | 87,272   | 34,563          | <b>516,100</b> |
| Total Beneficiaries                                | 2016 | 22       | 26               | 15            | 10      | 23       | 19              | <b>115</b>     |
|  | 2018 | 11       | 22               | 10            | 6       | 16       | 13              | <b>78</b>      |
|  | 2020 | 8        | 18               | 4             | 6       | 12       | 9               | <b>57</b>      |
| Total Expenditure (€'000s)                         | 2016 | 105      | 160              | 82            | 55      | 141      | 106             | <b>650</b>     |
|  | 2018 | 63       | 137              | 58            | 32      | 94       | 70              | <b>453</b>     |
|  | 2020 | 40       | 124              | 23            | 33      | 66       | 55              | <b>341</b>     |
| Actual Beneficiaries per 1,000 of Population       | 2016 | 0.3      | 0.2              | 0.2           | 0.2     | 0.3      | 0.6             | -              |
|  | 2018 | 0.1      | 0.1              | 0.1           | 0.1     | 0.2      | 0.4             | -              |
|  | 2020 | 0.1      | 0.1              | 0.1           | 0.1     | 0.1      | 0.3             | -              |
| Expected Beneficiaries (Based on National Average) | 2016 | 20       | 36               | 17            | 15      | 19       | 8               | -              |
|  | 2018 | 13       | 25               | 11            | 10      | 13       | 5               | -              |
|  | 2020 | 9        | 19               | 8             | 7       | 10       | 4               | -              |
| Ratio of Beneficiaries (Actual/Estimate)           | 2016 | 1.09     | 0.72             | 0.87          | 0.67    | 1.24     | 2.36            | -              |
|  | 2018 | 0.84     | 0.87             | 0.87          | 0.62    | 1.22     | 2.46            | -              |
|  | 2020 | 0.85     | 0.95             | 0.48          | 0.86    | 1.24     | 2.36            | -              |

Table 10.14a Invalidity Pension

| Regions, districts and localities | 2016       |           |            | 2018       |           |            | 2020       |           |            |
|-----------------------------------|------------|-----------|------------|------------|-----------|------------|------------|-----------|------------|
|                                   | Males      | Females   | Total      | Males      | Females   | Total      | Males      | Females   | Total      |
| <b>MALTA</b>                      | <b>201</b> | <b>43</b> | <b>244</b> | <b>160</b> | <b>33</b> | <b>193</b> | <b>108</b> | <b>24</b> | <b>132</b> |
| <b>Malta</b>                      | <b>168</b> | <b>32</b> | <b>200</b> | <b>131</b> | <b>26</b> | <b>157</b> | <b>91</b>  | <b>20</b> | <b>111</b> |
| <b>Gozo and Comino</b>            | <b>33</b>  | <b>11</b> | <b>44</b>  | <b>29</b>  | <b>7</b>  | <b>36</b>  | <b>17</b>  | <b>4</b>  | <b>21</b>  |
| <b>Southern Harbour</b>           | <b>53</b>  | <b>5</b>  | <b>58</b>  | <b>42</b>  | <b>3</b>  | <b>45</b>  | <b>26</b>  | <b>4</b>  | <b>30</b>  |
| Bormla                            | 3          | -         | 3          | 1          | -         | 1          | 1          | -         | 1          |
| Il-Fgura                          | 10         | -         | 10         | 10         | -         | 10         | 4          | -         | 4          |
| Floriana                          | -          | -         | -          | -          | -         | -          | -          | -         | -          |
| Hal Luqa                          | 3          | 2         | 5          | 1          | 1         | 2          | 1          | 1         | 2          |
| Hal Tarxien                       | 4          | 1         | 5          | 2          | 1         | 3          | 1          | 1         | 2          |
| Haż-Żabbar                        | 17         | 2         | 19         | 12         | 1         | 13         | 8          | 2         | 10         |
| Il-Kalkara                        | -          | -         | -          | -          | -         | -          | -          | -         | -          |
| Il-Marsa                          | 3          | -         | 3          | 4          | -         | 4          | 2          | -         | 2          |
| Raħal Ġdid                        | 5          | -         | 5          | 4          | -         | 4          | 4          | -         | 4          |
| Santa Luċija                      | 1          | -         | 1          | 1          | -         | 1          | 1          | -         | 1          |
| L-Isla                            | -          | -         | -          | -          | -         | -          | -          | -         | -          |
| Valletta                          | 2          | -         | 2          | -          | -         | -          | -          | -         | -          |
| Il-Birgu                          | 3          | -         | 3          | 3          | -         | 3          | 2          | -         | 2          |
| Ix-Xgħajra                        | 2          | -         | 2          | 4          | -         | 4          | 2          | -         | 2          |
| <b>Northern Harbour</b>           | <b>33</b>  | <b>9</b>  | <b>42</b>  | <b>23</b>  | <b>7</b>  | <b>30</b>  | <b>23</b>  | <b>5</b>  | <b>28</b>  |
| Birkirkara                        | 10         | 2         | 12         | 9          | 1         | 10         | 6          | 1         | 7          |
| Il-Gżira                          | 5          | -         | 5          | 1          | -         | 1          | 2          | -         | 2          |
| Hal Qormi                         | 4          | -         | 4          | 1          | 2         | 3          | 1          | 2         | 3          |
| Il-Hamrun                         | 6          | -         | 6          | 5          | -         | 5          | 4          | -         | 4          |
| L-Imsida                          | 3          | -         | 3          | 2          | 1         | 3          | 2          | -         | 2          |
| Pembroke                          | 1          | -         | 1          | 1          | -         | 1          | 2          | -         | 2          |
| San Ġwann                         | 1          | -         | 1          | -          | -         | -          | 2          | -         | 2          |
| Santa Venera                      | 1          | 2         | 3          | 1          | -         | 1          | 2          | -         | 2          |
| San Ġiljan                        | -          | 2         | 2          | 2          | 1         | 3          | 1          | 1         | 2          |
| Is-Swieqi                         | -          | -         | -          | -          | -         | -          | -          | -         | -          |
| Ta' Xbiex                         | 1          | -         | 1          | -          | -         | -          | -          | -         | -          |
| Tal-Pietà                         | -          | -         | -          | 1          | -         | 1          | 1          | -         | 1          |
| Tas-Sliema                        | 1          | 3         | 4          | -          | 2         | 2          | -          | 1         | 1          |
| <b>South Eastern</b>              | <b>44</b>  | <b>12</b> | <b>56</b>  | <b>36</b>  | <b>10</b> | <b>46</b>  | <b>23</b>  | <b>8</b>  | <b>31</b>  |
| Birżebbuġa                        | 10         | 1         | 11         | 9          | 1         | 10         | 5          | -         | 5          |
| Il-Gudja                          | 1          | 1         | 2          | 2          | -         | 2          | 1          | -         | 1          |
| Hal Għaxaq                        | 4          | 2         | 6          | 1          | 1         | 2          | -          | 1         | 1          |
| Hal Kirkop                        | 4          | 1         | 5          | 1          | 2         | 3          | -          | 2         | 2          |
| Hal Safi                          | -          | -         | -          | 1          | -         | 1          | 1          | -         | 1          |
| Marsaskala                        | 6          | 1         | 7          | 7          | 1         | 8          | 1          | 1         | 2          |
| Marsaxlokk                        | -          | 1         | 1          | -          | 1         | 1          | 2          | 1         | 3          |
| L-Imqabba                         | 3          | 1         | 4          | 1          | -         | 1          | 3          | -         | 3          |
| Il-Qrendi                         | 1          | 1         | 2          | 2          | 1         | 3          | 1          | 1         | 2          |
| Iż-Żejtun                         | 8          | 2         | 10         | 6          | 1         | 7          | 6          | 1         | 7          |
| Iż-Żurrieq                        | 7          | 1         | 8          | 6          | 2         | 8          | 3          | 1         | 4          |
| <b>Western</b>                    | <b>18</b>  | <b>1</b>  | <b>19</b>  | <b>14</b>  | <b>1</b>  | <b>15</b>  | <b>10</b>  | <b>-</b>  | <b>10</b>  |
| Had-Dingli                        | 2          | -         | 2          | 1          | -         | 1          | 2          | -         | 2          |
| Hal Balzan                        | -          | -         | -          | -          | -         | -          | -          | -         | -          |
| Hal Lija                          | 1          | -         | 1          | -          | -         | -          | -          | -         | -          |
| H'Attard                          | 1          | 1         | 2          | 2          | 1         | 3          | 1          | -         | 1          |
| Haż-Zebbuġ                        | 4          | -         | 4          | 3          | -         | 3          | 1          | -         | 1          |
| L-Iklin                           | 2          | -         | 2          | -          | -         | -          | -          | -         | -          |
| L-Imdina                          | -          | -         | -          | -          | -         | -          | -          | -         | -          |
| L-Imtarfa                         | 1          | -         | 1          | -          | -         | -          | -          | -         | -          |
| Ir-Rabat                          | 3          | -         | 3          | 3          | -         | 3          | 3          | -         | 3          |
| Is-Siġġiewi                       | 4          | -         | 4          | 4          | -         | 4          | 3          | -         | 3          |

Table 10.14a continued

| Regions, districts and localities | 2016      |           |           | 2018      |          |           | 2020      |          |           |
|-----------------------------------|-----------|-----------|-----------|-----------|----------|-----------|-----------|----------|-----------|
|                                   | Males     | Females   | Total     | Males     | Females  | Total     | Males     | Females  | Total     |
| <b>Northern</b>                   | <b>20</b> | <b>5</b>  | <b>25</b> | <b>16</b> | <b>5</b> | <b>21</b> | <b>9</b>  | <b>3</b> | <b>12</b> |
| Hal Għargħur                      | 2         | -         | 2         | 1         | -        | 1         | -         | -        | -         |
| Il-Mellieħa                       | 1         | 1         | 2         | 2         | 1        | 3         | 2         | 1        | 3         |
| L-Imġarr                          | -         | -         | -         | -         | -        | -         | -         | -        | -         |
| Il-Mosta                          | 4         | 1         | 5         | 2         | 1        | 3         | 2         | 1        | 3         |
| In-Naxxar                         | 5         | 1         | 6         | 5         | 1        | 6         | 2         | -        | 2         |
| San Pawl Il-Baħar                 | 8         | 2         | 10        | 6         | 2        | 8         | 3         | 1        | 4         |
| <b>Gozo and Comino</b>            | <b>33</b> | <b>11</b> | <b>44</b> | <b>29</b> | <b>7</b> | <b>36</b> | <b>17</b> | <b>4</b> | <b>21</b> |
| Il-Fontana                        | -         | -         | -         | -         | -        | -         | -         | -        | -         |
| Għajnsielem                       | 1         | -         | 1         | 1         | -        | 1         | 1         | -        | 1         |
| and Comino                        | 2         | -         | 2         | 1         | -        | 1         | -         | -        | -         |
| L-Għarb                           | -         | -         | -         | -         | -        | -         | -         | -        | -         |
| L-Għasri                          | 1         | -         | 1         | 1         | -        | 1         | 1         | -        | 1         |
| Il-Munxar                         | 1         | -         | 1         | 1         | -        | 1         | 1         | -        | 1         |
| In-Nadur                          | 1         | 2         | 3         | -         | 2        | 2         | -         | 1        | 1         |
| Il-Qala                           | 2         | -         | 2         | 3         | -        | 3         | 2         | -        | 2         |
| San Lawrenz                       | -         | -         | -         | -         | -        | -         | -         | -        | -         |
| Ta' Kerċem                        | 2         | 1         | 3         | 2         | 1        | 3         | -         | -        | -         |
| Ta' Sannat                        | 6         | -         | 6         | 6         | -        | 6         | 5         | -        | 5         |
| Ir-Rabat                          | 11        | 7         | 18        | 5         | 3        | 8         | 1         | 2        | 3         |
| Ix-Xagħra                         | 2         | 1         | 3         | 5         | 1        | 6         | 4         | 1        | 5         |
| Ix-Xewkija                        | 4         | -         | 4         | 4         | -        | 4         | 3         | -        | 3         |
| Iż-Żebbuġ                         | 1         | -         | 1         | 1         | -        | 1         | -         | -        | -         |

Table 10.14b Invalidity Pension: regional analysis

|  |      | Southern | Northern Harbour | South Eastern | Western | Northern | Gozo and Comino | TOTAL          |
|--|------|----------|------------------|---------------|---------|----------|-----------------|----------------|
| Total Population                                   | 2016 | 80,664   | 143,773          | 69,187        | 60,131  | 74,336   | 32,206          | <b>460,297</b> |
|  | 2018 | 82,910   | 160,173          | 72,375        | 61,689  | 83,024   | 33,388          | <b>493,559</b> |
|  | 2020 | 84,901   | 171,606          | 74,831        | 62,927  | 87,272   | 34,563          | <b>516,100</b> |
| Total Beneficiaries                                | 2016 | 58       | 42               | 56            | 19      | 25       | 44              | <b>244</b>     |
|  | 2018 | 45       | 30               | 46            | 15      | 21       | 36              | <b>193</b>     |
|  | 2020 | 30       | 28               | 31            | 10      | 12       | 21              | <b>132</b>     |
| Total Expenditure (€'000s)                         | 2016 | 252      | 161              | 236           | 78      | 101      | 199             | <b>1,028</b>   |
|  | 2018 | 188      | 155              | 185           | 64      | 88       | 154             | <b>834</b>     |
|  | 2020 | 134      | 144              | 129           | 46      | 43       | 103             | <b>599</b>     |
| Actual Beneficiaries per 1,000 of Population       | 2016 | 0.7      | 0.3              | 0.8           | 0.3     | 0.3      | 1.4             | -              |
|  | 2018 | 0.5      | 0.2              | 0.6           | 0.2     | 0.3      | 1.1             | -              |
|  | 2020 | 0.4      | 0.2              | 0.4           | 0.2     | 0.1      | 0.6             | -              |
| Expected Beneficiaries (Based on National Average) | 2016 | 43       | 76               | 37            | 32      | 39       | 17              | -              |
|  | 2018 | 32       | 63               | 28            | 24      | 32       | 13              | -              |
|  | 2020 | 22       | 44               | 19            | 16      | 22       | 9               | -              |
| Ratio of Beneficiaries (Actual/Estimate)           | 2016 | 1.36     | 0.55             | 1.53          | 0.60    | 0.63     | 2.58            | -              |
|  | 2018 | 1.39     | 0.48             | 1.63          | 0.62    | 0.65     | 2.76            | -              |
|  | 2020 | 1.38     | 0.64             | 1.62          | 0.62    | 0.54     | 2.38            | -              |

Table 10.15a National Minimum Invalidation Pension

| Regions, districts and localities | 2016         |              |              | 2018         |              |              | 2020         |              |              |
|-----------------------------------|--------------|--------------|--------------|--------------|--------------|--------------|--------------|--------------|--------------|
|                                   | Males        | Females      | Total        | Males        | Females      | Total        | Males        | Females      | Total        |
| <b>MALTA</b>                      | <b>2,644</b> | <b>1,362</b> | <b>4,006</b> | <b>2,257</b> | <b>1,322</b> | <b>3,579</b> | <b>1,855</b> | <b>1,248</b> | <b>3,103</b> |
| <b>Malta</b>                      | <b>2,348</b> | <b>989</b>   | <b>3,337</b> | <b>2,012</b> | <b>1,013</b> | <b>3,025</b> | <b>1,646</b> | <b>978</b>   | <b>2,624</b> |
| <b>Gozo and Comino</b>            | <b>296</b>   | <b>373</b>   | <b>669</b>   | <b>245</b>   | <b>309</b>   | <b>554</b>   | <b>209</b>   | <b>270</b>   | <b>479</b>   |
| <b>Southern Harbour</b>           | <b>527</b>   | <b>239</b>   | <b>766</b>   | <b>449</b>   | <b>239</b>   | <b>688</b>   | <b>388</b>   | <b>220</b>   | <b>608</b>   |
| Bormla                            | 40           | 11           | 51           | 29           | 14           | 43           | 28           | 17           | 45           |
| Il-Fgura                          | 68           | 34           | 102          | 66           | 32           | 98           | 54           | 29           | 83           |
| Floriana                          | 13           | 3            | 16           | 8            | 3            | 11           | 9            | 4            | 13           |
| Hal Luqa                          | 36           | 25           | 61           | 27           | 25           | 52           | 27           | 17           | 44           |
| Hal Tarxien                       | 47           | 25           | 72           | 38           | 26           | 64           | 36           | 28           | 64           |
| Haż-Zabbar                        | 84           | 33           | 117          | 81           | 38           | 119          | 68           | 33           | 101          |
| Il-Kalkara                        | 20           | 13           | 33           | 20           | 13           | 33           | 18           | 12           | 30           |
| Il-Marsa                          | 46           | 13           | 59           | 40           | 10           | 50           | 28           | 9            | 37           |
| Raħal Ġdid                        | 76           | 26           | 102          | 62           | 28           | 90           | 50           | 24           | 74           |
| Santa Luċija                      | 29           | 18           | 47           | 20           | 15           | 35           | 21           | 11           | 32           |
| L-Isla                            | 21           | 8            | 29           | 15           | 7            | 22           | 10           | 9            | 19           |
| Valletta                          | 23           | 17           | 40           | 26           | 15           | 41           | 25           | 12           | 37           |
| Il-Birgu                          | 11           | 7            | 18           | 7            | 7            | 14           | 8            | 8            | 16           |
| Ix-Xghajra                        | 13           | 6            | 19           | 10           | 6            | 16           | 6            | 7            | 13           |
| <b>Northern Harbour</b>           | <b>670</b>   | <b>249</b>   | <b>919</b>   | <b>602</b>   | <b>248</b>   | <b>850</b>   | <b>476</b>   | <b>230</b>   | <b>706</b>   |
| Birkirkara                        | 155          | 54           | 209          | 119          | 58           | 177          | 83           | 56           | 139          |
| Il-Gżira                          | 35           | 18           | 53           | 33           | 17           | 50           | 24           | 14           | 38           |
| Hal Qormi                         | 124          | 40           | 164          | 118          | 39           | 157          | 100          | 36           | 136          |
| Il-Hamrun                         | 75           | 25           | 100          | 62           | 27           | 89           | 48           | 24           | 72           |
| L-Imsida                          | 40           | 12           | 52           | 37           | 15           | 52           | 29           | 11           | 40           |
| Pembroke                          | 20           | 11           | 31           | 15           | 9            | 24           | 13           | 6            | 19           |
| San Ġwann                         | 65           | 24           | 89           | 64           | 24           | 88           | 54           | 20           | 74           |
| Santa Venera                      | 32           | 13           | 45           | 30           | 14           | 44           | 24           | 14           | 38           |
| San Ġiljan                        | 34           | 14           | 48           | 31           | 11           | 42           | 25           | 9            | 34           |
| Is-Swieqi                         | 14           | 12           | 26           | 12           | 12           | 24           | 13           | 13           | 26           |
| Ta' Xbiex                         | 4            | 2            | 6            | 5            | 2            | 7            | 4            | 2            | 6            |
| Tal-Pietà                         | 23           | 7            | 30           | 20           | 4            | 24           | 15           | 5            | 20           |
| Tas-Sliema                        | 49           | 17           | 66           | 56           | 16           | 72           | 44           | 20           | 64           |
| <b>South Eastern</b>              | <b>423</b>   | <b>188</b>   | <b>611</b>   | <b>356</b>   | <b>208</b>   | <b>564</b>   | <b>289</b>   | <b>223</b>   | <b>512</b>   |
| Birżebbuġa                        | 53           | 31           | 84           | 49           | 31           | 80           | 42           | 36           | 78           |
| Il-Gudja                          | 19           | 9            | 28           | 17           | 14           | 31           | 13           | 15           | 28           |
| Hal Ghaxaq                        | 33           | 17           | 50           | 25           | 18           | 43           | 16           | 18           | 34           |
| Hal Kirkop                        | 18           | 3            | 21           | 15           | 5            | 20           | 15           | 7            | 22           |
| Hal Safi                          | 13           | 4            | 17           | 6            | 7            | 13           | 7            | 6            | 13           |
| Marsaskala                        | 47           | 27           | 74           | 38           | 30           | 68           | 33           | 35           | 68           |
| Marsaxlokk                        | 20           | 3            | 23           | 15           | 5            | 20           | 15           | 10           | 25           |
| L-Imqabba                         | 15           | 4            | 19           | 16           | 5            | 21           | 8            | 3            | 11           |
| Il-Qrendi                         | 25           | 9            | 34           | 19           | 13           | 32           | 13           | 12           | 25           |
| Iż-Żejtun                         | 124          | 49           | 173          | 101          | 54           | 155          | 95           | 55           | 150          |
| Iż-Żurrieq                        | 56           | 32           | 88           | 55           | 26           | 81           | 32           | 26           | 58           |
| <b>Western</b>                    | <b>334</b>   | <b>156</b>   | <b>490</b>   | <b>280</b>   | <b>164</b>   | <b>444</b>   | <b>233</b>   | <b>155</b>   | <b>388</b>   |
| Had-Dingli                        | 27           | 8            | 35           | 20           | 10           | 30           | 16           | 9            | 25           |
| Hal Balzan                        | 13           | 8            | 21           | 11           | 8            | 19           | 10           | 11           | 21           |
| Hal Lija                          | 11           | 2            | 13           | 12           | 3            | 15           | 8            | 5            | 13           |
| H'Attard                          | 39           | 14           | 53           | 37           | 22           | 59           | 25           | 25           | 50           |
| Haż-Zebbuġ                        | 84           | 33           | 117          | 67           | 32           | 99           | 58           | 25           | 83           |
| L-Iklin                           | 16           | 10           | 26           | 13           | 11           | 24           | 10           | 10           | 20           |
| L-Imdina                          | 2            | 1            | 3            | 1            | 1            | 2            | -            | 1            | 1            |
| L-Imtarfa                         | 12           | 5            | 17           | 12           | 4            | 16           | 9            | 5            | 14           |
| Ir-Rabat                          | 87           | 44           | 131          | 64           | 44           | 108          | 56           | 39           | 95           |
| Is-Siġġiewi                       | 43           | 31           | 74           | 43           | 29           | 72           | 41           | 25           | 66           |

Table 10.15a continued

| Regions, districts and localities | 2016       |            |            | 2018       |            |            | 2020       |            |            |
|-----------------------------------|------------|------------|------------|------------|------------|------------|------------|------------|------------|
|                                   | Males      | Females    | Total      | Males      | Females    | Total      | Males      | Females    | Total      |
| <b>Northern</b>                   | <b>394</b> | <b>157</b> | <b>551</b> | <b>325</b> | <b>154</b> | <b>479</b> | <b>260</b> | <b>150</b> | <b>410</b> |
| Hal Gharghur                      | 15         | 7          | 22         | 10         | 6          | 16         | 8          | 5          | 13         |
| Il-Mellieħa                       | 66         | 24         | 90         | 51         | 22         | 73         | 37         | 23         | 60         |
| L-Imġarr                          | 17         | 9          | 26         | 13         | 7          | 20         | 13         | 6          | 19         |
| Il-Mosta                          | 132        | 38         | 170        | 116        | 42         | 158        | 91         | 44         | 135        |
| In-Naxxar                         | 59         | 28         | 87         | 44         | 31         | 75         | 38         | 30         | 68         |
| San Pawl Il-Baħar                 | 105        | 51         | 156        | 91         | 46         | 137        | 73         | 42         | 115        |
| <b>Gozo and Comino</b>            | <b>296</b> | <b>373</b> | <b>669</b> | <b>245</b> | <b>309</b> | <b>554</b> | <b>209</b> | <b>270</b> | <b>479</b> |
| Il-Fontana                        | 8          | 13         | 21         | 6          | 9          | 15         | 4          | 8          | 12         |
| Għajnsielem and Comino            | 30         | 31         | 61         | 26         | 23         | 49         | 22         | 17         | 39         |
| L-Għarb                           | 6          | 11         | 17         | 6          | 9          | 15         | 3          | 8          | 11         |
| L-Għasri                          | 1          | 7          | 8          | 2          | 5          | 7          | 1          | 5          | 6          |
| Il-Munxar                         | 11         | 14         | 25         | 7          | 13         | 20         | 12         | 10         | 22         |
| In-Nadur                          | 33         | 37         | 70         | 25         | 30         | 55         | 21         | 22         | 43         |
| Il-Qala                           | 16         | 23         | 39         | 12         | 15         | 27         | 10         | 14         | 24         |
| San Lawrenz                       | 7          | 3          | 10         | 6          | 5          | 11         | 6          | 6          | 12         |
| Ta' Kerċem                        | 10         | 22         | 32         | 5          | 19         | 24         | 5          | 18         | 23         |
| Ta' Sannat                        | 13         | 26         | 39         | 16         | 22         | 38         | 11         | 22         | 33         |
| Ir-Rabat                          | 51         | 62         | 113        | 43         | 52         | 95         | 34         | 42         | 76         |
| Ix-Xagħra                         | 49         | 46         | 95         | 33         | 38         | 71         | 31         | 35         | 66         |
| Ix-Xewkija                        | 42         | 68         | 110        | 39         | 59         | 98         | 32         | 52         | 84         |
| Iż-Żebbuġ                         | 19         | 10         | 29         | 19         | 10         | 29         | 17         | 11         | 28         |

Table 10.15b National Minimum Invalidation Pension: regional analysis

|  |      | Southern | Northern Harbour | South Eastern | Western | Northern | Gozo and Comino | TOTAL          |
|--|------|----------|------------------|---------------|---------|----------|-----------------|----------------|
| Total Population                                   | 2016 | 80,664   | 143,773          | 69,187        | 60,131  | 74,336   | 32,206          | <b>460,297</b> |
|  | 2018 | 82,910   | 160,173          | 72,375        | 61,689  | 83,024   | 33,388          | <b>493,559</b> |
|  | 2020 | 84,901   | 171,606          | 74,831        | 62,927  | 87,272   | 34,563          | <b>516,100</b> |
| Total Beneficiaries                                | 2016 | 766      | 919              | 611           | 490     | 551      | 669             | <b>4,006</b>   |
|  | 2018 | 688      | 850              | 564           | 444     | 479      | 554             | <b>3,579</b>   |
|  | 2020 | 608      | 706              | 512           | 388     | 410      | 479             | <b>3,103</b>   |
| Total Expenditure (€'000s)                         | 2016 | 4,420    | 5,459            | 3,510         | 2,874   | 3,158    | 3,592           | <b>23,014</b>  |
|  | 2018 | 3,890    | 4,889            | 3,224         | 2,483   | 2,715    | 3,028           | <b>20,230</b>  |
|  | 2020 | 3,603    | 4,284            | 3,084         | 2,273   | 2,506    | 2,724           | <b>18,474</b>  |
| Actual Beneficiaries per 1,000 of Population       | 2016 | 9.5      | 6.4              | 8.8           | 8.1     | 7.4      | 20.8            | -              |
|  | 2018 | 8.3      | 5.3              | 7.8           | 7.2     | 5.8      | 16.6            | -              |
|  | 2020 | 7.2      | 4.1              | 6.8           | 6.2     | 4.7      | 13.9            | -              |
| Expected Beneficiaries (Based on National Average) | 2016 | 702      | 1,251            | 602           | 523     | 647      | 280             | -              |
|  | 2018 | 601      | 1,161            | 525           | 447     | 602      | 242             | -              |
|  | 2020 | 510      | 1,032            | 450           | 378     | 525      | 208             | -              |
| Ratio of Beneficiaries (Actual/Estimate)           | 2016 | 1.09     | 0.73             | 1.01          | 0.94    | 0.85     | 2.39            | -              |
|  | 2018 | 1.14     | 0.73             | 1.07          | 0.99    | 0.80     | 2.29            | -              |
|  | 2020 | 1.19     | 0.68             | 1.14          | 1.03    | 0.78     | 2.31            | -              |

Table 10.16a Early Survivors Retirement Pension

| Regions, districts and localities | 2016      |              |              | 2018      |              |              | 2020       |              |              |
|-----------------------------------|-----------|--------------|--------------|-----------|--------------|--------------|------------|--------------|--------------|
|                                   | Males     | Females      | Total        | Males     | Females      | Total        | Males      | Females      | Total        |
| <b>MALTA</b>                      | <b>48</b> | <b>1,774</b> | <b>1,822</b> | <b>92</b> | <b>1,780</b> | <b>1,872</b> | <b>119</b> | <b>1,854</b> | <b>1,973</b> |
| <b>Malta</b>                      | <b>42</b> | <b>1,693</b> | <b>1,735</b> | <b>84</b> | <b>1,692</b> | <b>1,776</b> | <b>114</b> | <b>1,763</b> | <b>1,877</b> |
| <b>Gozo and Comino</b>            | <b>6</b>  | <b>81</b>    | <b>87</b>    | <b>8</b>  | <b>88</b>    | <b>96</b>    | <b>5</b>   | <b>91</b>    | <b>96</b>    |
| <b>Southern Harbour</b>           | <b>4</b>  | <b>389</b>   | <b>393</b>   | <b>13</b> | <b>386</b>   | <b>399</b>   | <b>21</b>  | <b>404</b>   | <b>425</b>   |
| Bormla                            | 1         | 25           | 26           | 2         | 26           | 28           | 3          | 28           | 31           |
| Il-Fgura                          | -         | 51           | 51           | -         | 55           | 55           | 2          | 53           | 55           |
| Floriana                          | -         | 15           | 15           | -         | 12           | 12           | -          | 12           | 12           |
| Hal Luqa                          | -         | 38           | 38           | 3         | 30           | 33           | 2          | 35           | 37           |
| Hal Tarxien                       | -         | 36           | 36           | 1         | 41           | 42           | 2          | 38           | 40           |
| Haż-Żabbar                        | 1         | 53           | 54           | 1         | 49           | 50           | 3          | 62           | 65           |
| Il-Kalkara                        | -         | 24           | 24           | -         | 27           | 27           | 1          | 25           | 26           |
| Il-Marsa                          | -         | 27           | 27           | -         | 24           | 24           | 1          | 24           | 25           |
| Raħal Ġdid                        | 1         | 49           | 50           | 5         | 50           | 55           | 7          | 45           | 52           |
| Santa Luċija                      | -         | 14           | 14           | -         | 15           | 15           | -          | 17           | 17           |
| L-Isla                            | 1         | 10           | 11           | 1         | 8            | 9            | -          | 11           | 11           |
| Valletta                          | -         | 30           | 30           | -         | 32           | 32           | -          | 35           | 35           |
| Il-Birgu                          | -         | 10           | 10           | -         | 10           | 10           | -          | 10           | 10           |
| Ix-Xghajra                        | -         | 7            | 7            | -         | 7            | 7            | -          | 9            | 9            |
| <b>Northern Harbour</b>           | <b>12</b> | <b>569</b>   | <b>581</b>   | <b>26</b> | <b>559</b>   | <b>585</b>   | <b>36</b>  | <b>572</b>   | <b>608</b>   |
| Birkirkara                        | 2         | 100          | 102          | 4         | 103          | 107          | 8          | 109          | 117          |
| Il-Gżira                          | -         | 36           | 36           | -         | 37           | 37           | 1          | 41           | 42           |
| Hal Qormi                         | 1         | 94           | 95           | 1         | 96           | 97           | 3          | 94           | 97           |
| Il-Hamrun                         | -         | 52           | 52           | 1         | 49           | 50           | 2          | 49           | 51           |
| L-Imsida                          | 1         | 37           | 38           | 3         | 37           | 40           | 3          | 31           | 34           |
| Pembroke                          | 2         | 10           | 12           | 4         | 10           | 14           | 4          | 12           | 16           |
| San Ġwann                         | -         | 49           | 49           | 3         | 52           | 55           | 4          | 57           | 61           |
| Santa Venera                      | -         | 35           | 35           | 5         | 35           | 40           | 5          | 35           | 40           |
| San Ġiljan                        | -         | 38           | 38           | -         | 32           | 32           | -          | 35           | 35           |
| Is-Swieqi                         | 3         | 32           | 35           | 3         | 29           | 32           | 4          | 30           | 34           |
| Ta' Xbiex                         | 1         | 7            | 8            | -         | 6            | 6            | -          | 7            | 7            |
| Tal-Pietà                         | 1         | 23           | 24           | 1         | 22           | 23           | -          | 21           | 21           |
| Tas-Sliema                        | 1         | 56           | 57           | 1         | 51           | 52           | 2          | 51           | 53           |
| <b>South Eastern</b>              | <b>8</b>  | <b>275</b>   | <b>283</b>   | <b>12</b> | <b>283</b>   | <b>295</b>   | <b>15</b>  | <b>291</b>   | <b>306</b>   |
| Birżebbuġa                        | -         | 41           | 41           | -         | 42           | 42           | 2          | 43           | 45           |
| Il-Gudja                          | -         | 16           | 16           | 1         | 16           | 17           | 1          | 13           | 14           |
| Hal Ghaxaq                        | 1         | 22           | 23           | -         | 24           | 24           | -          | 21           | 21           |
| Hal Kirkop                        | -         | 6            | 6            | 1         | 8            | 9            | -          | 6            | 6            |
| Hal Safi                          | 1         | 9            | 10           | 1         | 10           | 11           | -          | 12           | 12           |
| Marsaskala                        | 3         | 35           | 38           | 3         | 41           | 44           | 2          | 45           | 47           |
| Marsaxlokk                        | 2         | 13           | 15           | 3         | 14           | 17           | 3          | 15           | 18           |
| L-Imqabba                         | -         | 13           | 13           | -         | 14           | 14           | -          | 15           | 15           |
| Il-Qrendi                         | -         | 7            | 7            | -         | 6            | 6            | -          | 6            | 6            |
| Iż-Żejtun                         | 1         | 62           | 63           | 3         | 60           | 63           | 5          | 62           | 67           |
| Iż-Żurrieq                        | -         | 51           | 51           | -         | 48           | 48           | 2          | 53           | 55           |
| <b>Western</b>                    | <b>10</b> | <b>250</b>   | <b>260</b>   | <b>17</b> | <b>251</b>   | <b>268</b>   | <b>19</b>  | <b>266</b>   | <b>285</b>   |
| Had-Dingli                        | -         | 12           | 12           | -         | 15           | 15           | 1          | 19           | 20           |
| Hal Balzan                        | 2         | 13           | 15           | 2         | 14           | 16           | 2          | 14           | 16           |
| Hal Lija                          | -         | 21           | 21           | -         | 20           | 20           | -          | 23           | 23           |
| H'Attard                          | 1         | 40           | 41           | 3         | 40           | 43           | 5          | 40           | 45           |
| Haż-Zebbuġ                        | 3         | 56           | 59           | 4         | 52           | 56           | 4          | 56           | 60           |
| L-Iklin                           | -         | 11           | 11           | 1         | 13           | 14           | 2          | 18           | 20           |
| L-Imdina                          | -         | 2            | 2            | -         | 1            | 1            | -          | 2            | 2            |
| L-Imtarfa                         | 2         | 9            | 11           | 2         | 11           | 13           | 1          | 11           | 12           |
| Ir-Rabat                          | 1         | 56           | 57           | 3         | 56           | 59           | 3          | 51           | 54           |
| Is-Siġġiewi                       | 1         | 30           | 31           | 2         | 29           | 31           | 1          | 32           | 33           |

Table 10.16a continued

| Regions, districts and localities | 2016     |            |            | 2018      |            |            | 2020      |            |            |
|-----------------------------------|----------|------------|------------|-----------|------------|------------|-----------|------------|------------|
|                                   | Males    | Females    | Total      | Males     | Females    | Total      | Males     | Females    | Total      |
| <b>Northern</b>                   | <b>8</b> | <b>210</b> | <b>218</b> | <b>16</b> | <b>213</b> | <b>229</b> | <b>23</b> | <b>230</b> | <b>253</b> |
| Hal Gharghur                      | 2        | 6          | 8          | 1         | 7          | 8          | 1         | 8          | 9          |
| Il-Mellieħa                       | -        | 24         | 24         | 1         | 28         | 29         | 4         | 31         | 35         |
| L-Imġarr                          | -        | 9          | 9          | -         | 9          | 9          | 1         | 10         | 11         |
| Il-Mosta                          | 5        | 73         | 78         | 9         | 76         | 85         | 11        | 81         | 92         |
| In-Naxxar                         | -        | 48         | 48         | 2         | 45         | 47         | 3         | 47         | 50         |
| San Pawl Il-Baħar                 | 1        | 50         | 51         | 3         | 48         | 51         | 3         | 53         | 56         |
| <b>Gozo and Comino</b>            | <b>6</b> | <b>81</b>  | <b>87</b>  | <b>8</b>  | <b>88</b>  | <b>96</b>  | <b>5</b>  | <b>91</b>  | <b>96</b>  |
| Il-Fontana                        | -        | 4          | 4          | -         | 3          | 3          | -         | 3          | 3          |
| Għajnsielem and Comino            | -        | 5          | 5          | -         | 5          | 5          | -         | 3          | 3          |
| L-Għarb                           | 1        | 1          | 2          | 1         | 2          | 3          | 1         | 2          | 3          |
| L-Għasri                          | 1        | 1          | 2          | 1         | -          | 1          | 1         | 1          | 2          |
| Il-Munxar                         | 1        | 3          | 4          | 1         | 5          | 6          | -         | 5          | 5          |
| In-Nadur                          | -        | 7          | 7          | 1         | 8          | 9          | 1         | 8          | 9          |
| Il-Qala                           | -        | 4          | 4          | -         | 7          | 7          | -         | 7          | 7          |
| San Lawrenz                       | -        | 2          | 2          | -         | 2          | 2          | 1         | 2          | 3          |
| Ta' Kerċem                        | -        | 8          | 8          | -         | 7          | 7          | -         | 7          | 7          |
| Ta' Sannat                        | -        | 7          | 7          | 1         | 8          | 9          | -         | 10         | 10         |
| Ir-Rabat                          | -        | 17         | 17         | 1         | 17         | 18         | -         | 17         | 17         |
| Ix-Xagħra                         | -        | 10         | 10         | -         | 11         | 11         | -         | 12         | 12         |
| Ix-Xewkija                        | 3        | 10         | 13         | 2         | 10         | 12         | 1         | 9          | 10         |
| Iż-Żebbuġ                         | -        | 2          | 2          | -         | 3          | 3          | -         | 5          | 5          |

Table 10.16b Early Survivors Retirement Pension: regional analysis

|  |      | Southern | Northern Harbour | South Eastern | Western | Northern | Gozo and Comino | TOTAL          |
|--|------|----------|------------------|---------------|---------|----------|-----------------|----------------|
| Total Population                                   | 2016 | 80,664   | 143,773          | 69,187        | 60,131  | 74,336   | 32,206          | <b>460,297</b> |
|  | 2018 | 82,910   | 160,173          | 72,375        | 61,689  | 83,024   | 33,388          | <b>493,559</b> |
|  | 2020 | 84,901   | 171,606          | 74,831        | 62,927  | 87,272   | 34,563          | <b>516,100</b> |
| Total Beneficiaries                                | 2016 | 393      | 581              | 283           | 260     | 218      | 87              | <b>1,822</b>   |
|  | 2018 | 399      | 585              | 295           | 268     | 229      | 96              | <b>1,872</b>   |
|  | 2020 | 425      | 608              | 306           | 285     | 253      | 96              | <b>1,973</b>   |
| Total Expenditure (€'000s)                         | 2016 | 3,054    | 4,627            | 2,243         | 2,045   | 1,678    | 622             | <b>14,269</b>  |
|  | 2018 | 3,192    | 4,820            | 2,450         | 2,178   | 1,837    | 728             | <b>15,205</b>  |
|  | 2020 | 3,403    | 4,979            | 2,454         | 2,324   | 2,036    | 721             | <b>15,918</b>  |
| Actual Beneficiaries per 1,000 of Population       | 2016 | 4.9      | 4.0              | 4.1           | 4.3     | 2.9      | 2.7             | -              |
|  | 2018 | 4.8      | 3.7              | 4.1           | 4.3     | 2.8      | 2.9             | -              |
|  | 2020 | 5.0      | 3.5              | 4.1           | 4.5     | 2.9      | 2.8             | -              |
| Expected Beneficiaries (Based on National Average) | 2016 | 319      | 569              | 274           | 238     | 294      | 127             | -              |
|  | 2018 | 314      | 608              | 275           | 234     | 315      | 127             | -              |
|  | 2020 | 325      | 656              | 286           | 241     | 334      | 132             | -              |
| Ratio of Beneficiaries (Actual/Estimate)           | 2016 | 1.23     | 1.02             | 1.03          | 1.09    | 0.74     | 0.68            | -              |
|  | 2018 | 1.27     | 0.96             | 1.07          | 1.15    | 0.73     | 0.76            | -              |
|  | 2020 | 1.31     | 0.93             | 1.07          | 1.18    | 0.76     | 0.73            | -              |

Table 10.17a National Minimum Widow's Pension

| Regions, districts and localities | 2016       |              |              | 2018       |              |              | 2020       |              |              |
|-----------------------------------|------------|--------------|--------------|------------|--------------|--------------|------------|--------------|--------------|
|                                   | Males      | Females      | Total        | Males      | Females      | Total        | Males      | Females      | Total        |
| <b>MALTA</b>                      | <b>116</b> | <b>6,705</b> | <b>6,821</b> | <b>140</b> | <b>6,769</b> | <b>6,909</b> | <b>138</b> | <b>5,593</b> | <b>5,731</b> |
| <b>Malta</b>                      | <b>110</b> | <b>5,986</b> | <b>6,096</b> | <b>131</b> | <b>6,083</b> | <b>6,214</b> | <b>129</b> | <b>5,019</b> | <b>5,148</b> |
| <b>Gozo and Comino</b>            | <b>6</b>   | <b>719</b>   | <b>725</b>   | <b>9</b>   | <b>686</b>   | <b>695</b>   | <b>9</b>   | <b>574</b>   | <b>583</b>   |
| <b>Southern Harbour</b>           | <b>27</b>  | <b>1,562</b> | <b>1,589</b> | <b>30</b>  | <b>1,585</b> | <b>1,615</b> | <b>28</b>  | <b>1,218</b> | <b>1,246</b> |
| Bormla                            | 1          | 136          | 137          | 1          | 137          | 138          | 2          | 109          | 111          |
| Il-Fgura                          | 7          | 126          | 133          | 5          | 170          | 175          | 3          | 154          | 157          |
| Floriana                          | 1          | 74           | 75           | 1          | 68           | 69           | 1          | 48           | 49           |
| Hal Luqa                          | 1          | 300          | 301          | 1          | 268          | 269          | 1          | 159          | 160          |
| Hal Tarxien                       | 4          | 101          | 105          | 5          | 111          | 116          | 4          | 88           | 92           |
| Haż-Żabbar                        | 5          | 197          | 202          | 8          | 199          | 207          | 8          | 163          | 171          |
| Il-Kalkara                        | -          | 41           | 41           | 2          | 43           | 45           | 1          | 33           | 34           |
| Il-Marsa                          | 2          | 118          | 120          | 1          | 119          | 120          | 2          | 103          | 105          |
| Raħal Ġdid                        | 4          | 158          | 162          | 3          | 155          | 158          | 3          | 112          | 115          |
| Santa Luċija                      | -          | 48           | 48           | -          | 51           | 51           | -          | 40           | 40           |
| L-Isla                            | -          | 57           | 57           | -          | 55           | 55           | 1          | 42           | 43           |
| Valletta                          | 1          | 147          | 148          | 1          | 143          | 144          | 2          | 117          | 119          |
| Il-Birgu                          | -          | 44           | 44           | -          | 51           | 51           | -          | 37           | 37           |
| Ix-Xghajra                        | 1          | 15           | 16           | 2          | 15           | 17           | -          | 13           | 13           |
| <b>Northern Harbour</b>           | <b>31</b>  | <b>1,891</b> | <b>1,922</b> | <b>36</b>  | <b>1,889</b> | <b>1,925</b> | <b>37</b>  | <b>1,601</b> | <b>1,638</b> |
| Birkirkara                        | 9          | 341          | 350          | 10         | 346          | 356          | 11         | 296          | 307          |
| Il-Gżira                          | 5          | 128          | 133          | 5          | 117          | 122          | 4          | 109          | 113          |
| Hal Qormi                         | 3          | 256          | 259          | 4          | 243          | 247          | 4          | 229          | 233          |
| Il-Hamrun                         | 3          | 215          | 218          | 4          | 213          | 217          | 3          | 170          | 173          |
| L-Imsida                          | 2          | 142          | 144          | 2          | 149          | 151          | 2          | 111          | 113          |
| Pembroke                          | 3          | 24           | 27           | 3          | 27           | 30           | 2          | 23           | 25           |
| San Ġwann                         | 2          | 130          | 132          | 1          | 142          | 143          | 1          | 122          | 123          |
| Santa Venera                      | -          | 105          | 105          | -          | 116          | 116          | -          | 100          | 100          |
| San Ġiljan                        | -          | 127          | 127          | -          | 117          | 117          | -          | 101          | 101          |
| Is-Swieqi                         | 2          | 60           | 62           | 4          | 65           | 69           | 5          | 58           | 63           |
| Ta' Xbiex                         | -          | 21           | 21           | -          | 28           | 28           | -          | 19           | 19           |
| Tal-Pietà                         | -          | 84           | 84           | 1          | 67           | 68           | 1          | 54           | 55           |
| Tas-Sliema                        | 2          | 258          | 260          | 2          | 259          | 261          | 4          | 209          | 213          |
| <b>South Eastern</b>              | <b>15</b>  | <b>808</b>   | <b>823</b>   | <b>21</b>  | <b>856</b>   | <b>877</b>   | <b>18</b>  | <b>753</b>   | <b>771</b>   |
| Birżebbuġa                        | -          | 111          | 111          | -          | 116          | 116          | 1          | 102          | 103          |
| Il-Gudja                          | 2          | 40           | 42           | 2          | 45           | 47           | 2          | 38           | 40           |
| Hal Ghaxaq                        | 1          | 58           | 59           | 2          | 62           | 64           | -          | 47           | 47           |
| Hal Kirkop                        | -          | 29           | 29           | 1          | 30           | 31           | 1          | 23           | 24           |
| Hal Safi                          | -          | 22           | 22           | -          | 25           | 25           | -          | 21           | 21           |
| Marsaskala                        | 3          | 81           | 84           | 3          | 81           | 84           | 4          | 109          | 113          |
| Marsaxlokk                        | -          | 42           | 42           | 2          | 41           | 43           | 2          | 36           | 38           |
| L-Imqabba                         | 1          | 46           | 47           | 3          | 49           | 52           | 1          | 41           | 42           |
| Il-Qrendi                         | -          | 31           | 31           | -          | 36           | 36           | -          | 29           | 29           |
| Iż-Żejtun                         | 2          | 229          | 231          | 2          | 245          | 247          | 2          | 203          | 205          |
| Iż-Żurrieq                        | 6          | 119          | 125          | 6          | 126          | 132          | 5          | 104          | 109          |
| <b>Western</b>                    | <b>12</b>  | <b>819</b>   | <b>831</b>   | <b>15</b>  | <b>838</b>   | <b>853</b>   | <b>18</b>  | <b>672</b>   | <b>690</b>   |
| Had-Dingli                        | -          | 28           | 28           | -          | 30           | 30           | -          | 27           | 27           |
| Hal Balzan                        | -          | 56           | 56           | -          | 57           | 57           | 1          | 43           | 44           |
| Hal Lija                          | -          | 39           | 39           | 1          | 41           | 42           | 1          | 31           | 32           |
| H'Attard                          | 4          | 118          | 122          | 4          | 121          | 125          | 4          | 89           | 93           |
| Haż-Zebbuġ                        | 3          | 141          | 144          | 3          | 151          | 154          | 3          | 128          | 131          |
| L-Iklin                           | 1          | 19           | 20           | 1          | 19           | 20           | -          | 17           | 17           |
| L-Imdina                          | -          | 4            | 4            | -          | 9            | 9            | -          | 4            | 4            |
| L-Imtarfa                         | -          | 62           | 62           | -          | 56           | 56           | 1          | 41           | 42           |
| Ir-Rabat                          | 1          | 254          | 255          | 2          | 254          | 256          | 4          | 206          | 210          |
| Is-Siġġiewi                       | 3          | 98           | 101          | 4          | 100          | 104          | 4          | 86           | 90           |

Table 10.17a continued

| Regions, districts and localities | 2016      |            |            | 2018      |            |            | 2020      |            |            |
|-----------------------------------|-----------|------------|------------|-----------|------------|------------|-----------|------------|------------|
|                                   | Males     | Females    | Total      | Males     | Females    | Total      | Males     | Females    | Total      |
| <b>Northern</b>                   | <b>25</b> | <b>906</b> | <b>931</b> | <b>29</b> | <b>915</b> | <b>944</b> | <b>28</b> | <b>775</b> | <b>803</b> |
| Hal Gharghur                      | 3         | 30         | 33         | 2         | 27         | 29         | 2         | 25         | 27         |
| Il-Mellieħa                       | 4         | 145        | 149        | 7         | 145        | 152        | 6         | 117        | 123        |
| L-Imġarr                          | 1         | 39         | 40         | 2         | 35         | 37         | 2         | 31         | 33         |
| Il-Mosta                          | 8         | 309        | 317        | 9         | 308        | 317        | 8         | 258        | 266        |
| In-Naxxar                         | 4         | 143        | 147        | 4         | 148        | 152        | 5         | 152        | 157        |
| San Pawl Il-Baħar                 | 5         | 240        | 245        | 5         | 252        | 257        | 5         | 192        | 197        |
| <b>Gozo and Comino</b>            | <b>6</b>  | <b>719</b> | <b>725</b> | <b>9</b>  | <b>686</b> | <b>695</b> | <b>9</b>  | <b>574</b> | <b>583</b> |
| Il-Fontana                        | -         | 28         | 28         | -         | 21         | 21         | -         | 18         | 18         |
| Għajnsielem and Comino            | -         | 46         | 46         | -         | 49         | 49         | -         | 47         | 47         |
| L-Għarb                           | -         | 18         | 18         | -         | 16         | 16         | -         | 15         | 15         |
| L-Għasri                          | -         | 11         | 11         | -         | 12         | 12         | -         | 12         | 12         |
| Il-Munxar                         | 1         | 17         | 18         | 1         | 18         | 19         | 1         | 16         | 17         |
| In-Nadur                          | 1         | 108        | 109        | 1         | 104        | 105        | 1         | 87         | 88         |
| Il-Qala                           | -         | 34         | 34         | -         | 33         | 33         | -         | 27         | 27         |
| San Lawrenz                       | -         | 11         | 11         | -         | 12         | 12         | -         | 11         | 11         |
| Ta' Kerċem                        | -         | 27         | 27         | -         | 31         | 31         | -         | 27         | 27         |
| Ta' Sannat                        | -         | 44         | 44         | -         | 37         | 37         | -         | 27         | 27         |
| Ir-Rabat                          | 1         | 197        | 198        | 3         | 187        | 190        | 3         | 155        | 158        |
| Ix-Xagħra                         | 1         | 64         | 65         | 1         | 66         | 67         | 1         | 55         | 56         |
| Ix-Xewkija                        | 2         | 82         | 84         | 3         | 77         | 80         | 2         | 62         | 64         |
| Iż-Żebbuġ                         | -         | 32         | 32         | -         | 23         | 23         | 1         | 15         | 16         |

Table 10.17b National Minimum Widows Pension: regional analysis

|  |      | Southern | Northern Harbour | South Eastern | Western | Northern | Gozo and Comino | TOTAL          |
|--|------|----------|------------------|---------------|---------|----------|-----------------|----------------|
| Total Population                                   | 2016 | 80,664   | 143,773          | 69,187        | 60,131  | 74,336   | 32,206          | <b>460,297</b> |
|  | 2018 | 82,910   | 160,173          | 72,375        | 61,689  | 83,024   | 33,388          | <b>493,559</b> |
|  | 2020 | 84,901   | 171,606          | 74,831        | 62,927  | 87,272   | 34,563          | <b>516,100</b> |
| Total Beneficiaries                                | 2016 | 1,589    | 1,922            | 823           | 831     | 931      | 725             | <b>6,821</b>   |
|  | 2018 | 1,615    | 1,925            | 877           | 853     | 944      | 695             | <b>6,909</b>   |
|  | 2020 | 1,246    | 1,638            | 771           | 690     | 803      | 583             | <b>5,731</b>   |
| Total Expenditure (€'000s)                         | 2016 | 9,094    | 12,195           | 5,067         | 4,929   | 5,180    | 4,387           | <b>40,853</b>  |
|  | 2018 | 9,583    | 13,077           | 5,648         | 5,213   | 5,498    | 4,292           | <b>43,310</b>  |
|  | 2020 | 8,152    | 11,710           | 5,356         | 4,681   | 5,038    | 3,911           | <b>38,848</b>  |
| Actual Beneficiaries per 1,000 of Population       | 2016 | 19.7     | 13.4             | 11.9          | 13.8    | 12.5     | 22.5            | -              |
|  | 2018 | 19.5     | 12.0             | 12.1          | 13.8    | 11.4     | 20.8            | -              |
|  | 2020 | 14.7     | 9.5              | 10.3          | 11.0    | 9.2      | 16.9            | -              |
| Expected Beneficiaries (Based on National Average) | 2016 | 1,195    | 2,131            | 1,025         | 891     | 1,102    | 477             | -              |
|  | 2018 | 1,161    | 2,242            | 1,013         | 864     | 1,162    | 467             | -              |
|  | 2020 | 943      | 1,906            | 831           | 699     | 969      | 384             | -              |
| Ratio of Beneficiaries (Actual/Estimate)           | 2016 | 1.33     | 0.90             | 0.80          | 0.93    | 0.85     | 1.52            | -              |
|  | 2018 | 1.39     | 0.86             | 0.87          | 0.99    | 0.81     | 1.49            | -              |
|  | 2020 | 1.32     | 0.86             | 0.93          | 0.99    | 0.83     | 1.52            | -              |



Table 10.18a Survivors' Pension

| Regions, districts and localities | 2016      |              |              | 2018       |              |              | 2020       |              |              |
|-----------------------------------|-----------|--------------|--------------|------------|--------------|--------------|------------|--------------|--------------|
|                                   | Males     | Females      | Total        | Males      | Females      | Total        | Males      | Females      | Total        |
| <b>MALTA</b>                      | <b>62</b> | <b>7,767</b> | <b>7,829</b> | <b>117</b> | <b>8,698</b> | <b>8,815</b> | <b>182</b> | <b>9,570</b> | <b>9,752</b> |
| <b>Malta</b>                      | <b>58</b> | <b>7,387</b> | <b>7,445</b> | <b>104</b> | <b>8,197</b> | <b>8,301</b> | <b>160</b> | <b>9,033</b> | <b>9,193</b> |
| <b>Gozo and Comino</b>            | <b>4</b>  | <b>380</b>   | <b>384</b>   | <b>13</b>  | <b>501</b>   | <b>514</b>   | <b>22</b>  | <b>537</b>   | <b>559</b>   |
| <b>Southern Harbour</b>           | <b>10</b> | <b>2,009</b> | <b>2,019</b> | <b>17</b>  | <b>2,207</b> | <b>2,224</b> | <b>31</b>  | <b>2,393</b> | <b>2,424</b> |
| Bormla                            | -         | 157          | 157          | -          | 172          | 172          | 1          | 190          | 191          |
| Il-Fgura                          | 2         | 194          | 196          | 2          | 261          | 263          | 5          | 307          | 312          |
| Floriana                          | -         | 80           | 80           | -          | 82           | 82           | -          | 85           | 85           |
| Hal Luqa                          | 1         | 294          | 295          | 2          | 292          | 294          | 3          | 310          | 313          |
| Hal Tarxien                       | 1         | 147          | 148          | 2          | 169          | 171          | 4          | 181          | 185          |
| Haż-Żabbar                        | 2         | 257          | 259          | 4          | 274          | 278          | 9          | 319          | 328          |
| Il-Kalkara                        | 2         | 73           | 75           | 1          | 78           | 79           | 1          | 77           | 78           |
| Il-Marsa                          | -         | 140          | 140          | 1          | 148          | 149          | 2          | 152          | 154          |
| Raħal Ġdid                        | -         | 245          | 245          | 1          | 271          | 272          | 4          | 277          | 281          |
| Santa Luċija                      | 1         | 76           | 77           | -          | 93           | 93           | -          | 96           | 96           |
| L-Isla                            | 1         | 82           | 83           | 2          | 96           | 98           | 1          | 98           | 99           |
| Valletta                          | -         | 167          | 167          | 1          | 182          | 183          | -          | 199          | 199          |
| Il-Birgu                          | -         | 81           | 81           | 1          | 72           | 73           | 1          | 84           | 85           |
| Ix-Xghajra                        | -         | 16           | 16           | -          | 17           | 17           | -          | 18           | 18           |
| <b>Northern Harbour</b>           | <b>23</b> | <b>2,495</b> | <b>2,518</b> | <b>35</b>  | <b>2,720</b> | <b>2,755</b> | <b>47</b>  | <b>2,908</b> | <b>2,955</b> |
| Birkirkara                        | 5         | 372          | 377          | 7          | 423          | 430          | 8          | 470          | 478          |
| Il-Gżira                          | -         | 189          | 189          | -          | 203          | 203          | 3          | 212          | 215          |
| Hal Qormi                         | -         | 300          | 300          | 2          | 335          | 337          | 3          | 393          | 396          |
| Il-Hamrun                         | 1         | 254          | 255          | 1          | 281          | 282          | 3          | 289          | 292          |
| L-Imsida                          | -         | 161          | 161          | -          | 172          | 172          | 2          | 156          | 158          |
| Pembroke                          | 1         | 26           | 27           | 3          | 29           | 32           | 5          | 31           | 36           |
| San Ġwann                         | 1         | 182          | 183          | 2          | 196          | 198          | 3          | 223          | 226          |
| Santa Venera                      | -         | 132          | 132          | 1          | 154          | 155          | 1          | 184          | 185          |
| San Ġiljan                        | 3         | 183          | 186          | 3          | 197          | 200          | 3          | 211          | 214          |
| Is-Swieqi                         | 1         | 96           | 97           | -          | 106          | 106          | 2          | 115          | 117          |
| Ta' Xbiex                         | -         | 37           | 37           | 1          | 39           | 40           | 1          | 40           | 41           |
| Tal-Pietà                         | -         | 103          | 103          | 1          | 95           | 96           | 1          | 91           | 92           |
| Tas-Sliema                        | 11        | 460          | 471          | 14         | 490          | 504          | 12         | 493          | 505          |
| <b>South Eastern</b>              | <b>9</b>  | <b>1,003</b> | <b>1,012</b> | <b>18</b>  | <b>1,117</b> | <b>1,135</b> | <b>25</b>  | <b>1,284</b> | <b>1,309</b> |
| Birżebbuġa                        | -         | 132          | 132          | 2          | 138          | 140          | 3          | 149          | 152          |
| Il-Gudja                          | 1         | 42           | 43           | -          | 45           | 45           | -          | 56           | 56           |
| Hal Ghaxaq                        | -         | 61           | 61           | 2          | 79           | 81           | 3          | 94           | 97           |
| Hal Kirkop                        | 1         | 26           | 27           | 1          | 33           | 34           | 2          | 36           | 38           |
| Hal Safi                          | -         | 30           | 30           | 2          | 33           | 35           | 1          | 29           | 30           |
| Marsaskala                        | 1         | 117          | 118          | 3          | 118          | 121          | 2          | 188          | 190          |
| Marsaxlokk                        | -         | 43           | 43           | -          | 50           | 50           | 2          | 60           | 62           |
| L-Imqabba                         | 2         | 35           | 37           | 2          | 44           | 46           | 2          | 56           | 58           |
| Il-Qrendi                         | -         | 55           | 55           | -          | 55           | 55           | -          | 57           | 57           |
| Iż-Żejtun                         | 3         | 303          | 306          | 4          | 331          | 335          | 6          | 346          | 352          |
| Iż-Żurrieq                        | 1         | 159          | 160          | 2          | 191          | 193          | 4          | 213          | 217          |
| <b>Western</b>                    | <b>7</b>  | <b>982</b>   | <b>989</b>   | <b>15</b>  | <b>1,107</b> | <b>1,122</b> | <b>27</b>  | <b>1,225</b> | <b>1,252</b> |
| Had-Dingli                        | -         | 33           | 33           | -          | 38           | 38           | -          | 42           | 42           |
| Hal Balzan                        | 2         | 91           | 93           | 3          | 109          | 112          | 5          | 122          | 127          |
| Hal Lija                          | -         | 58           | 58           | 1          | 62           | 63           | 1          | 59           | 60           |
| H'Attard                          | -         | 171          | 171          | 1          | 174          | 175          | 4          | 186          | 190          |
| Haż-Zebbuġ                        | 1         | 163          | 164          | 3          | 185          | 188          | 5          | 208          | 213          |
| L-Iklin                           | -         | 29           | 29           | 1          | 36           | 37           | -          | 43           | 43           |
| L-Imdina                          | -         | 6            | 6            | -          | 5            | 5            | -          | 6            | 6            |
| L-Imtarfa                         | -         | 36           | 36           | -          | 54           | 54           | 1          | 52           | 53           |
| Ir-Rabat                          | 2         | 282          | 284          | 2          | 324          | 326          | 5          | 373          | 378          |
| Is-Siġġiewi                       | 2         | 113          | 115          | 4          | 120          | 124          | 6          | 134          | 140          |

Table 10.18a continued

| Regions, districts and localities | 2016     |            |            | 2018      |              |              | 2020      |              |              |
|-----------------------------------|----------|------------|------------|-----------|--------------|--------------|-----------|--------------|--------------|
|                                   | Males    | Females    | Total      | Males     | Females      | Total        | Males     | Females      | Total        |
| <b>Northern</b>                   | <b>9</b> | <b>898</b> | <b>907</b> | <b>19</b> | <b>1,046</b> | <b>1,065</b> | <b>30</b> | <b>1,223</b> | <b>1,253</b> |
| Hal Gharghur                      | 1        | 23         | 24         | 3         | 32           | 35           | 2         | 41           | 43           |
| Il-Mellieħa                       | 1        | 121        | 122        | 2         | 148          | 150          | 2         | 171          | 173          |
| L-Imġarr                          | 1        | 34         | 35         | 1         | 36           | 37           | 1         | 42           | 43           |
| Il-Mosta                          | 4        | 341        | 345        | 8         | 388          | 396          | 15        | 417          | 432          |
| In-Naxxar                         | -        | 151        | 151        | 1         | 187          | 188          | 5         | 264          | 269          |
| San Pawl Il-Baħar                 | 2        | 228        | 230        | 4         | 255          | 259          | 5         | 288          | 293          |
| <b>Gozo and Comino</b>            | <b>4</b> | <b>380</b> | <b>384</b> | <b>13</b> | <b>501</b>   | <b>514</b>   | <b>22</b> | <b>537</b>   | <b>559</b>   |
| Il-Fontana                        | -        | 10         | 10         | -         | 12           | 12           | -         | 16           | 16           |
| Għajnsielem                       | -        | 30         | 30         | -         | 40           | 40           | -         | 42           | 42           |
| and Comino                        | -        | 19         | 19         | -         | 18           | 18           | 1         | 19           | 20           |
| L-Għarb                           | -        | 6          | 6          | -         | 8            | 8            | 1         | 8            | 9            |
| L-Għasri                          | -        | 3          | 3          | 2         | 6            | 8            | 2         | 9            | 11           |
| Il-Munxar                         | -        | 38         | 38         | 1         | 55           | 56           | 3         | 57           | 60           |
| In-Nadur                          | -        | 11         | 11         | -         | 22           | 22           | 1         | 24           | 25           |
| Il-Qala                           | -        | 9          | 9          | -         | 11           | 11           | -         | 11           | 11           |
| San Lawrenz                       | -        | 19         | 19         | -         | 33           | 33           | -         | 31           | 31           |
| Ta' Kerċem                        | -        | 26         | 26         | 3         | 41           | 44           | 5         | 46           | 51           |
| Ta' Sannat                        | 1        | 117        | 118        | 3         | 128          | 131          | 5         | 133          | 138          |
| Ir-Rabat                          | -        | 40         | 40         | -         | 51           | 51           | -         | 61           | 61           |
| Ix-Xagħra                         | 3        | 36         | 39         | 4         | 47           | 51           | 4         | 50           | 54           |
| Ix-Xewkija                        | -        | 16         | 16         | -         | 29           | 29           | -         | 30           | 30           |
| Iż-Żebbuġ                         | -        | 16         | 16         | -         | 29           | 29           | -         | 30           | 30           |

Table 10.18b Survivors' Pension: regional analysis

|  |      | Southern | Northern Harbour | South Eastern | Western | Northern | Gozo and Comino | TOTAL          |
|--|------|----------|------------------|---------------|---------|----------|-----------------|----------------|
| Total Population                                   | 2016 | 80,664   | 143,773          | 69,187        | 60,131  | 74,336   | 32,206          | <b>460,297</b> |
|  | 2018 | 82,910   | 160,173          | 72,375        | 61,689  | 83,024   | 33,388          | <b>493,559</b> |
|  | 2020 | 84,901   | 171,606          | 74,831        | 62,927  | 87,272   | 34,563          | <b>516,100</b> |
| Total Beneficiaries                                | 2016 | 2,019    | 2,518            | 1,012         | 989     | 907      | 384             | <b>7,829</b>   |
|  | 2018 | 2,224    | 2,755            | 1,135         | 1,122   | 1,065    | 514             | <b>8,815</b>   |
|  | 2020 | 2,424    | 2,955            | 1,309         | 1,252   | 1,253    | 559             | <b>9,752</b>   |
| Total Expenditure (€'000s)                         | 2016 | 14,483   | 20,283           | 7,612         | 7,413   | 6,428    | 2,652           | <b>58,872</b>  |
|  | 2018 | 16,213   | 22,244           | 8,597         | 8,559   | 7,681    | 3,540           | <b>66,834</b>  |
|  | 2020 | 18,496   | 25,421           | 10,369        | 10,044  | 9,543    | 4,375           | <b>78,248</b>  |
| Actual Beneficiaries per 1,000 of Population       | 2016 | 25.0     | 17.5             | 14.6          | 16.4    | 12.2     | 11.9            | -              |
|  | 2018 | 26.8     | 17.2             | 15.7          | 18.2    | 12.8     | 15.4            | -              |
|  | 2020 | 28.6     | 17.2             | 17.5          | 19.9    | 14.4     | 16.2            | -              |
| Expected Beneficiaries (Based on National Average) | 2016 | 1,372    | 2,445            | 1,177         | 1,023   | 1,264    | 548             | -              |
|  | 2018 | 1,481    | 2,861            | 1,293         | 1,102   | 1,483    | 596             | -              |
|  | 2020 | 1,604    | 3,243            | 1,414         | 1,189   | 1,649    | 653             | -              |
| Ratio of Beneficiaries (Actual/Estimate)           | 2016 | 1.47     | 1.03             | 0.86          | 0.97    | 0.72     | 0.70            | -              |
|  | 2018 | 1.50     | 0.96             | 0.88          | 1.02    | 0.72     | 0.86            | -              |
|  | 2020 | 1.51     | 0.91             | 0.93          | 1.05    | 0.76     | 0.86            | -              |

Table 10.19a Widows' Pension

| Regions, districts and localities | 2016      |            |            | 2018      |            |            | 2020      |            |            |
|-----------------------------------|-----------|------------|------------|-----------|------------|------------|-----------|------------|------------|
|                                   | Males     | Females    | Total      | Males     | Females    | Total      | Males     | Females    | Total      |
| <b>MALTA</b>                      | <b>11</b> | <b>191</b> | <b>202</b> | <b>13</b> | <b>193</b> | <b>206</b> | <b>13</b> | <b>172</b> | <b>185</b> |
| <b>Malta</b>                      | <b>10</b> | <b>185</b> | <b>195</b> | <b>13</b> | <b>180</b> | <b>193</b> | <b>12</b> | <b>159</b> | <b>171</b> |
| <b>Gozo and Comino</b>            | <b>1</b>  | <b>6</b>   | <b>7</b>   | <b>-</b>  | <b>13</b>  | <b>13</b>  | <b>1</b>  | <b>13</b>  | <b>14</b>  |
| <b>Southern Harbour</b>           | <b>2</b>  | <b>46</b>  | <b>48</b>  | <b>2</b>  | <b>45</b>  | <b>47</b>  | <b>3</b>  | <b>38</b>  | <b>41</b>  |
| Bormla                            | -         | 1          | 1          | -         | 1          | 1          | -         | 1          | 1          |
| Il-Fgura                          | -         | 8          | 8          | -         | 8          | 8          | -         | 10         | 10         |
| Floriana                          | -         | 3          | 3          | -         | 2          | 2          | -         | 1          | 1          |
| Hal Luqa                          | -         | 6          | 6          | -         | 6          | 6          | -         | 3          | 3          |
| Hal Tarxien                       | 1         | 1          | 2          | -         | 3          | 3          | -         | 4          | 4          |
| Haż-Żabbar                        | 1         | 5          | 6          | 2         | 4          | 6          | 2         | 3          | 5          |
| Il-Kalkara                        | -         | 1          | 1          | -         | 1          | 1          | 1         | 1          | 2          |
| Il-Marsa                          | -         | 2          | 2          | -         | 1          | 1          | -         | -          | -          |
| Raħal Ġdid                        | -         | 6          | 6          | -         | 5          | 5          | -         | 3          | 3          |
| Santa Luċija                      | -         | 5          | 5          | -         | 7          | 7          | -         | 6          | 6          |
| L-Isla                            | -         | 3          | 3          | -         | 3          | 3          | -         | 2          | 2          |
| Valletta                          | -         | 4          | 4          | -         | 3          | 3          | -         | 4          | 4          |
| Il-Birgu                          | -         | 1          | 1          | -         | 1          | 1          | -         | -          | -          |
| Ix-Xghajra                        | -         | -          | -          | -         | -          | -          | -         | -          | -          |
| <b>Northern Harbour</b>           | <b>4</b>  | <b>84</b>  | <b>88</b>  | <b>2</b>  | <b>75</b>  | <b>77</b>  | <b>3</b>  | <b>66</b>  | <b>69</b>  |
| Birkirkara                        | -         | 9          | 9          | 1         | 8          | 9          | 1         | 8          | 9          |
| Il-Gżira                          | -         | 10         | 10         | -         | 8          | 8          | -         | 5          | 5          |
| Hal Qormi                         | -         | 3          | 3          | -         | 5          | 5          | -         | 4          | 4          |
| Il-Hamrun                         | 1         | 8          | 9          | -         | 6          | 6          | -         | 6          | 6          |
| L-Imsida                          | -         | 6          | 6          | -         | 4          | 4          | -         | 4          | 4          |
| Pembroke                          | -         | -          | -          | -         | -          | -          | -         | -          | -          |
| San Ġwann                         | -         | 4          | 4          | -         | 5          | 5          | -         | 5          | 5          |
| Santa Venera                      | 1         | 1          | 2          | -         | -          | -          | -         | -          | -          |
| San Ġiljan                        | 1         | 3          | 4          | -         | 4          | 4          | -         | 4          | 4          |
| Is-Swieqi                         | -         | 1          | 1          | -         | 3          | 3          | -         | 2          | 2          |
| Ta' Xbiex                         | -         | 4          | 4          | -         | 4          | 4          | 1         | 2          | 3          |
| Tal-Pietà                         | -         | 3          | 3          | -         | 1          | 1          | -         | 1          | 1          |
| Tas-Sliema                        | 1         | 32         | 33         | 1         | 27         | 28         | 1         | 25         | 26         |
| <b>South Eastern</b>              | <b>1</b>  | <b>16</b>  | <b>17</b>  | <b>2</b>  | <b>14</b>  | <b>16</b>  | <b>-</b>  | <b>14</b>  | <b>14</b>  |
| Birżebbuġa                        | -         | 6          | 6          | -         | 5          | 5          | -         | 6          | 6          |
| Il-Gudja                          | -         | 1          | 1          | -         | 1          | 1          | -         | -          | -          |
| Hal Ghaxaq                        | -         | -          | -          | -         | 1          | 1          | -         | -          | -          |
| Hal Kirkop                        | -         | -          | -          | -         | -          | -          | -         | -          | -          |
| Hal Safi                          | -         | -          | -          | -         | -          | -          | -         | -          | -          |
| Marsaskala                        | -         | 2          | 2          | -         | 2          | 2          | -         | 3          | 3          |
| Marsaxlokk                        | -         | 2          | 2          | -         | -          | -          | -         | -          | -          |
| L-Imqabba                         | -         | -          | -          | -         | -          | -          | -         | -          | -          |
| Il-Qrendi                         | -         | -          | -          | -         | -          | -          | -         | -          | -          |
| Iż-Żejtun                         | 1         | 5          | 6          | 1         | 4          | 5          | -         | 3          | 3          |
| Iż-Żurrieq                        | -         | -          | -          | 1         | 1          | 2          | -         | 2          | 2          |
| <b>Western</b>                    | <b>1</b>  | <b>27</b>  | <b>28</b>  | <b>2</b>  | <b>29</b>  | <b>31</b>  | <b>2</b>  | <b>25</b>  | <b>27</b>  |
| Had-Dingli                        | -         | -          | -          | -         | 1          | 1          | -         | 1          | 1          |
| Hal Balzan                        | -         | 5          | 5          | -         | 3          | 3          | -         | 3          | 3          |
| Hal Lija                          | -         | -          | -          | -         | -          | -          | -         | -          | -          |
| H'Attard                          | 1         | 5          | 6          | 2         | 5          | 7          | 2         | 2          | 4          |
| Haż-Zebbuġ                        | -         | 1          | 1          | -         | 2          | 2          | -         | 2          | 2          |
| L-Iklin                           | -         | 1          | 1          | -         | 1          | 1          | -         | 2          | 2          |
| L-Imdina                          | -         | -          | -          | -         | -          | -          | -         | -          | -          |
| L-Imtarfa                         | -         | 2          | 2          | -         | 2          | 2          | -         | 2          | 2          |
| Ir-Rabat                          | -         | 9          | 9          | -         | 10         | 10         | -         | 9          | 9          |
| Is-Siġġiewi                       | -         | 4          | 4          | -         | 5          | 5          | -         | 4          | 4          |

Table 10.19a continued

| Regions, districts and localities | 2016     |           |           | 2018     |           |           | 2020     |           |           |
|-----------------------------------|----------|-----------|-----------|----------|-----------|-----------|----------|-----------|-----------|
|                                   | Males    | Females   | Total     | Males    | Females   | Total     | Males    | Females   | Total     |
| <b>Northern</b>                   | <b>2</b> | <b>12</b> | <b>14</b> | <b>5</b> | <b>17</b> | <b>22</b> | <b>4</b> | <b>16</b> | <b>20</b> |
| Hal Gharghur                      | -        | -         | -         | -        | 1         | 1         | -        | 1         | 1         |
| Il-Mellieħa                       | -        | 1         | 1         | -        | -         | 1         | 1        | -         | 1         |
| L-Imġarr                          | -        | -         | -         | -        | 2         | 2         | -        | 2         | 2         |
| Il-Mosta                          | -        | 7         | 7         | 1        | 8         | 9         | 1        | 8         | 9         |
| In-Naxxar                         | 1        | 1         | 2         | 2        | 2         | 4         | 1        | 1         | 2         |
| San Pawl Il-Baħar                 | 1        | 3         | 4         | 1        | 4         | 5         | 1        | 4         | 5         |
| <b>Gozo and Comino</b>            | <b>1</b> | <b>6</b>  | <b>7</b>  | <b>-</b> | <b>13</b> | <b>13</b> | <b>1</b> | <b>13</b> | <b>14</b> |
| Il-Fontana                        | -        | -         | -         | -        | -         | -         | -        | -         | -         |
| Għajnsielem and Comino            | -        | 2         | 2         | -        | 3         | 3         | -        | 4         | 4         |
| L-Għarb                           | -        | -         | -         | -        | -         | -         | -        | -         | -         |
| L-Għasri                          | -        | -         | -         | -        | -         | -         | -        | -         | -         |
| Il-Munxar                         | -        | -         | -         | -        | -         | -         | -        | -         | -         |
| In-Nadur                          | -        | 1         | 1         | -        | 1         | 1         | -        | 1         | 1         |
| Il-Qala                           | -        | -         | -         | -        | 1         | 1         | -        | 1         | 1         |
| San Lawrenz                       | -        | -         | -         | -        | -         | -         | -        | -         | -         |
| Ta' Kerċem                        | -        | -         | -         | -        | -         | -         | -        | -         | -         |
| Ta' Sannat                        | -        | 1         | 1         | -        | 1         | 1         | -        | 1         | 1         |
| Ir-Rabat                          | 1        | 1         | 2         | -        | 3         | 3         | -        | 3         | 3         |
| Ix-Xagħra                         | -        | -         | -         | -        | 1         | 1         | -        | 2         | 2         |
| Ix-Xewkija                        | -        | -         | -         | -        | -         | -         | 1        | -         | 1         |
| Iż-Żebbuġ                         | -        | 1         | 1         | -        | 3         | 3         | -        | 1         | 1         |

Table 10.19b Widows' Pension: regional analysis

|  |      | Southern | Northern Harbour | South Eastern | Western | Northern | Gozo and Comino | TOTAL          |
|--|------|----------|------------------|---------------|---------|----------|-----------------|----------------|
| Total Population                                   | 2016 | 80,664   | 143,773          | 69,187        | 60,131  | 74,336   | 32,206          | <b>460,297</b> |
|  | 2018 | 82,910   | 160,173          | 72,375        | 61,689  | 83,024   | 33,388          | <b>493,559</b> |
|  | 2020 | 84,901   | 171,606          | 74,831        | 62,927  | 87,272   | 34,563          | <b>516,100</b> |
| Total Beneficiaries                                | 2016 | 48       | 88               | 17            | 28      | 14       | 7               | <b>202</b>     |
|  | 2018 | 47       | 77               | 16            | 31      | 22       | 13              | <b>206</b>     |
|  | 2020 | 41       | 69               | 14            | 27      | 20       | 14              | <b>185</b>     |
| Total Expenditure (€'000s)                         | 2016 | 273      | 607              | 84            | 186     | 94       | 53              | <b>1,296</b>   |
|  | 2018 | 282      | 529              | 88            | 206     | 134      | 86              | <b>1,324</b>   |
|  | 2020 | 258      | 499              | 76            | 159     | 107      | 85              | <b>1,184</b>   |
| Actual Beneficiaries per 1,000 of Population       | 2016 | 0.6      | 0.6              | 0.2           | 0.5     | 0.2      | 0.2             | -              |
|  | 2018 | 0.6      | 0.5              | 0.2           | 0.5     | 0.3      | 0.4             | -              |
|  | 2020 | 0.5      | 0.4              | 0.2           | 0.4     | 0.2      | 0.4             | -              |
| Expected Beneficiaries (Based on National Average) | 2016 | 35       | 63               | 30            | 26      | 33       | 14              | -              |
|  | 2018 | 35       | 67               | 30            | 26      | 35       | 14              | -              |
|  | 2020 | 30       | 62               | 27            | 23      | 31       | 12              | -              |
| Ratio of Beneficiaries (Actual/Estimate)           | 2016 | 1.36     | 1.39             | 0.56          | 1.06    | 0.43     | 0.50            | -              |
|  | 2018 | 1.36     | 1.15             | 0.53          | 1.20    | 0.63     | 0.93            | -              |
|  | 2020 | 1.35     | 1.12             | 0.52          | 1.20    | 0.64     | 1.13            | -              |

Table 10.20a Disablement Gratuity

| Regions, districts and localities | 2016      |          |           | 2018      |          |           | 2020      |          |           |
|-----------------------------------|-----------|----------|-----------|-----------|----------|-----------|-----------|----------|-----------|
|                                   | Males     | Females  | Total     | Males     | Females  | Total     | Males     | Females  | Total     |
| <b>MALTA</b>                      | <b>26</b> | <b>3</b> | <b>29</b> | <b>24</b> | <b>-</b> | <b>24</b> | <b>12</b> | <b>3</b> | <b>15</b> |
| <b>Malta</b>                      | <b>24</b> | <b>3</b> | <b>27</b> | <b>24</b> | <b>-</b> | <b>24</b> | <b>12</b> | <b>3</b> | <b>15</b> |
| <b>Gozo and Comino</b>            | <b>2</b>  | <b>-</b> | <b>2</b>  | <b>-</b>  | <b>-</b> | <b>-</b>  | <b>-</b>  | <b>-</b> | <b>-</b>  |
| <b>Southern Harbour</b>           | <b>5</b>  | <b>2</b> | <b>7</b>  | <b>4</b>  | <b>-</b> | <b>4</b>  | <b>3</b>  | <b>1</b> | <b>4</b>  |
| Bormla                            | -         | -        | -         | -         | -        | -         | -         | -        | -         |
| Il-Fgura                          | 1         | -        | 1         | 2         | -        | 2         | -         | -        | -         |
| Floriana                          | -         | -        | -         | -         | -        | -         | -         | -        | -         |
| Hal Luqa                          | -         | -        | -         | -         | -        | -         | 1         | -        | 1         |
| Hal Tarxien                       | 1         | 1        | 2         | -         | -        | -         | -         | -        | -         |
| Haż-Żabbar                        | 1         | 1        | 2         | 1         | -        | 1         | -         | 1        | 1         |
| Il-Kalkara                        | -         | -        | -         | -         | -        | -         | -         | -        | -         |
| Il-Marsa                          | -         | -        | -         | -         | -        | -         | 1         | -        | 1         |
| Rahal Ġdid                        | -         | -        | -         | -         | -        | -         | 1         | -        | 1         |
| Santa Luċija                      | -         | -        | -         | 1         | -        | 1         | -         | -        | -         |
| L-Isla                            | 1         | -        | 1         | -         | -        | -         | -         | -        | -         |
| Valletta                          | 1         | -        | 1         | -         | -        | -         | -         | -        | -         |
| Il-Birgu                          | -         | -        | -         | -         | -        | -         | -         | -        | -         |
| Ix-Xghajra                        | -         | -        | -         | -         | -        | -         | -         | -        | -         |
| <b>Northern Harbour</b>           | <b>8</b>  | <b>-</b> | <b>8</b>  | <b>4</b>  | <b>-</b> | <b>4</b>  | <b>5</b>  | <b>-</b> | <b>5</b>  |
| Birkirkara                        | 1         | -        | 1         | 3         | -        | 3         | 1         | -        | 1         |
| Il-Gżira                          | 1         | -        | 1         | 1         | -        | 1         | -         | -        | -         |
| Hal Qormi                         | -         | -        | -         | -         | -        | -         | 1         | -        | 1         |
| Il-Hamrun                         | 3         | -        | 3         | -         | -        | -         | -         | -        | -         |
| L-Imsida                          | -         | -        | -         | -         | -        | -         | 1         | -        | 1         |
| Pembroke                          | -         | -        | -         | -         | -        | -         | 1         | -        | 1         |
| San Ġwann                         | 2         | -        | 2         | -         | -        | -         | -         | -        | -         |
| Santa Venera                      | -         | -        | -         | -         | -        | -         | -         | -        | -         |
| San Ġiljan                        | -         | -        | -         | -         | -        | -         | -         | -        | -         |
| Is-Swieqi                         | -         | -        | -         | -         | -        | -         | -         | -        | -         |
| Ta' Xbiex                         | -         | -        | -         | -         | -        | -         | -         | -        | -         |
| Tal-Pietà                         | 1         | -        | 1         | -         | -        | -         | 1         | -        | 1         |
| Tas-Sliema                        | -         | -        | -         | -         | -        | -         | -         | -        | -         |
| <b>South Eastern</b>              | <b>6</b>  | <b>-</b> | <b>6</b>  | <b>11</b> | <b>-</b> | <b>11</b> | <b>1</b>  | <b>2</b> | <b>3</b>  |
| Birżebbuġa                        | -         | -        | -         | 1         | -        | 1         | -         | 1        | 1         |
| Il-Gudja                          | 1         | -        | 1         | -         | -        | -         | -         | -        | -         |
| Hal Ghaxaq                        | 1         | -        | 1         | 1         | -        | 1         | -         | -        | -         |
| Hal Kirkop                        | -         | -        | -         | -         | -        | -         | -         | -        | -         |
| Hal Safi                          | -         | -        | -         | -         | -        | -         | -         | -        | -         |
| Marsaskala                        | 1         | -        | 1         | 3         | -        | 3         | -         | -        | -         |
| Marsaxlokk                        | -         | -        | -         | -         | -        | -         | -         | -        | -         |
| L-Imqabba                         | -         | -        | -         | -         | -        | -         | -         | -        | -         |
| Il-Qrendi                         | -         | -        | -         | -         | -        | -         | 1         | 1        | 2         |
| Iż-Żejtun                         | 3         | -        | 3         | 4         | -        | 4         | -         | -        | -         |
| Iż-Żurrieq                        | -         | -        | -         | 2         | -        | 2         | -         | -        | -         |
| <b>Western</b>                    | <b>3</b>  | <b>-</b> | <b>3</b>  | <b>1</b>  | <b>-</b> | <b>1</b>  | <b>1</b>  | <b>-</b> | <b>1</b>  |
| Had-Dingli                        | 1         | -        | 1         | -         | -        | -         | -         | -        | -         |
| Hal Balzan                        | -         | -        | -         | -         | -        | -         | -         | -        | -         |
| Hal Lija                          | -         | -        | -         | -         | -        | -         | -         | -        | -         |
| H'Attard                          | 1         | -        | 1         | -         | -        | -         | -         | -        | -         |
| Haż-Zebbuġ                        | 1         | -        | 1         | 1         | -        | 1         | -         | -        | -         |
| L-Iklin                           | -         | -        | -         | -         | -        | -         | 1         | -        | 1         |
| L-Imdina                          | -         | -        | -         | -         | -        | -         | -         | -        | -         |
| L-Imtarfa                         | -         | -        | -         | -         | -        | -         | -         | -        | -         |
| Ir-Rabat                          | -         | -        | -         | -         | -        | -         | -         | -        | -         |
| Is-Siġġiewi                       | -         | -        | -         | -         | -        | -         | -         | -        | -         |

Table 10.20a continued

| Regions, districts and localities | 2016     |          |          | 2018     |          |          | 2020     |          |          |
|-----------------------------------|----------|----------|----------|----------|----------|----------|----------|----------|----------|
|                                   | Males    | Females  | Total    | Males    | Females  | Total    | Males    | Females  | Total    |
| <b>Northern</b>                   | <b>2</b> | <b>1</b> | <b>3</b> | <b>4</b> | <b>-</b> | <b>4</b> | <b>2</b> | <b>-</b> | <b>2</b> |
| Hal Gharghur                      | -        | -        | -        | -        | -        | -        | -        | -        | -        |
| Il-Mellieħa                       | -        | 1        | 1        | 1        | -        | 1        | -        | -        | -        |
| L-Imġarr                          | -        | -        | -        | 1        | -        | 1        | -        | -        | -        |
| Il-Mosta                          | -        | -        | -        | 2        | -        | 2        | 2        | -        | 2        |
| In-Naxxar                         | -        | -        | -        | -        | -        | -        | -        | -        | -        |
| San Pawl Il-Baħar                 | 2        | -        | 2        | -        | -        | -        | -        | -        | -        |
| <b>Gozo and Comino</b>            | <b>2</b> | <b>-</b> | <b>2</b> | <b>-</b> | <b>-</b> | <b>-</b> | <b>-</b> | <b>-</b> | <b>-</b> |
| Il-Fontana                        | -        | -        | -        | -        | -        | -        | -        | -        | -        |
| Għajnsielem and Comino            | -        | -        | -        | -        | -        | -        | -        | -        | -        |
| L-Għarb                           | -        | -        | -        | -        | -        | -        | -        | -        | -        |
| L-Għasri                          | -        | -        | -        | -        | -        | -        | -        | -        | -        |
| Il-Munxar                         | 1        | -        | 1        | -        | -        | -        | -        | -        | -        |
| In-Nadur                          | -        | -        | -        | -        | -        | -        | -        | -        | -        |
| Il-Qala                           | -        | -        | -        | -        | -        | -        | -        | -        | -        |
| San Lawrenz                       | -        | -        | -        | -        | -        | -        | -        | -        | -        |
| Ta' Kerċem                        | -        | -        | -        | -        | -        | -        | -        | -        | -        |
| Ta' Sannat                        | -        | -        | -        | -        | -        | -        | -        | -        | -        |
| Ir-Rabat                          | -        | -        | -        | -        | -        | -        | -        | -        | -        |
| Ix-Xagħra                         | 1        | -        | 1        | -        | -        | -        | -        | -        | -        |
| Ix-Xewkija                        | -        | -        | -        | -        | -        | -        | -        | -        | -        |
| Iż-Żebbuġ                         | -        | -        | -        | -        | -        | -        | -        | -        | -        |

Table 10.20b Disablement Gratuity: regional analysis

|  |      | Southern | Northern Harbour | South Eastern | Western | Northern | Gozo and Comino | TOTAL          |
|--|------|----------|------------------|---------------|---------|----------|-----------------|----------------|
| Total Population                                   | 2016 | 80,664   | 143,773          | 69,187        | 60,131  | 74,336   | 32,206          | <b>460,297</b> |
|  | 2018 | 82,910   | 160,173          | 72,375        | 61,689  | 83,024   | 33,388          | <b>493,559</b> |
|  | 2020 | 84,901   | 171,606          | 74,831        | 62,927  | 87,272   | 34,563          | <b>516,100</b> |
| Total Beneficiaries                                | 2016 | 7        | 8                | 6             | 3       | 3        | 2               | <b>29</b>      |
|  | 2018 | 4        | 4                | 11            | 1       | 4        | -               | <b>24</b>      |
|  | 2020 | 4        | 5                | 3             | 1       | 2        | -               | <b>15</b>      |
| Total Expenditure (€'000s)                         | 2016 | 17       | 13               | 16            | 2       | 11       | c               | <b>59</b>      |
|  | 2018 | 9        | 13               | 26            | c       | 11       | -               | <b>62</b>      |
|  | 2020 | 6        | 9                | 8             | c       | c        | -               | <b>30</b>      |
| Actual Beneficiaries per 1,000 of Population       | 2016 | 0.1      | 0.1              | 0.1           | 0.0     | 0.0      | 0.1             | -              |
|  | 2018 | 0.0      | 0.0              | 0.2           | 0.0     | 0.0      | -               | -              |
|  | 2020 | 0.0      | 0.0              | 0.0           | 0.0     | 0.0      | -               | -              |
| Expected Beneficiaries (Based on National Average) | 2016 | 5        | 9                | 4             | 4       | 5        | 2               | -              |
|  | 2018 | 4        | 8                | 4             | 3       | 4        | 2               | -              |
|  | 2020 | 2        | 5                | 2             | 2       | 3        | 1               | -              |
| Ratio of Beneficiaries (Actual/Estimate)           | 2016 | 1.38     | 0.88             | 1.38          | 0.79    | 0.64     | 0.99            | -              |
|  | 2018 | 0.99     | 0.51             | 3.13          | 0.33    | 0.99     | -               | -              |
|  | 2020 | 1.62     | 1.00             | 1.38          | 0.55    | 0.79     | -               | -              |

c: Expenditure not shown for confidentiality purposes.

Table 10.21a Injury Pension

| Regions, districts and localities | 2016       |           |            | 2018       |           |            | 2020       |           |            |
|-----------------------------------|------------|-----------|------------|------------|-----------|------------|------------|-----------|------------|
|                                   | Males      | Females   | Total      | Males      | Females   | Total      | Males      | Females   | Total      |
| <b>MALTA</b>                      | <b>249</b> | <b>18</b> | <b>267</b> | <b>221</b> | <b>20</b> | <b>241</b> | <b>203</b> | <b>19</b> | <b>222</b> |
| <b>Malta</b>                      | <b>241</b> | <b>18</b> | <b>259</b> | <b>211</b> | <b>19</b> | <b>230</b> | <b>193</b> | <b>18</b> | <b>211</b> |
| <b>Gozo and Comino</b>            | <b>8</b>   | <b>-</b>  | <b>8</b>   | <b>10</b>  | <b>1</b>  | <b>11</b>  | <b>10</b>  | <b>1</b>  | <b>11</b>  |
| <b>Southern Harbour</b>           | <b>43</b>  | <b>6</b>  | <b>49</b>  | <b>36</b>  | <b>7</b>  | <b>43</b>  | <b>36</b>  | <b>8</b>  | <b>44</b>  |
| Bormla                            | 3          | 1         | 4          | 4          | 1         | 5          | 4          | 1         | 5          |
| Il-Fgura                          | 8          | 1         | 9          | 5          | 2         | 7          | 4          | 2         | 6          |
| Floriana                          | -          | -         | -          | -          | -         | -          | -          | -         | -          |
| Hal Luqa                          | -          | -         | -          | -          | -         | -          | -          | 1         | 1          |
| Hal Tarxien                       | 3          | 2         | 5          | 3          | 2         | 5          | 3          | 2         | 5          |
| Haż-Żabbar                        | 14         | 1         | 15         | 11         | 1         | 12         | 10         | 1         | 11         |
| Il-Kalkara                        | 2          | -         | 2          | 1          | -         | 1          | 1          | -         | 1          |
| Il-Marsa                          | 2          | -         | 2          | 2          | -         | 2          | 3          | -         | 3          |
| Rahał Ġdid                        | 1          | -         | 1          | 1          | -         | 1          | 1          | -         | 1          |
| Santa Luċija                      | -          | -         | -          | -          | -         | -          | -          | -         | -          |
| L-Isla                            | 5          | -         | 5          | 4          | -         | 4          | 4          | -         | 4          |
| Valletta                          | 4          | 1         | 5          | 4          | 1         | 5          | 3          | 1         | 4          |
| Il-Birgu                          | -          | -         | -          | -          | -         | -          | 2          | -         | 2          |
| Ix-Xghajra                        | 1          | -         | 1          | 1          | -         | 1          | 1          | -         | 1          |
| <b>Northern Harbour</b>           | <b>85</b>  | <b>5</b>  | <b>90</b>  | <b>74</b>  | <b>4</b>  | <b>78</b>  | <b>63</b>  | <b>4</b>  | <b>67</b>  |
| Birkirkara                        | 19         | -         | 19         | 16         | -         | 16         | 16         | -         | 16         |
| Il-Gżira                          | 4          | 1         | 5          | 5          | 1         | 6          | 2          | 1         | 3          |
| Hal Qormi                         | 26         | -         | 26         | 22         | -         | 22         | 21         | -         | 21         |
| Il-Hamrun                         | 5          | 2         | 7          | 6          | 2         | 8          | 4          | 2         | 6          |
| L-Imsida                          | 7          | -         | 7          | 4          | -         | 4          | 3          | -         | 3          |
| Pembroke                          | 1          | 1         | 2          | 1          | 1         | 2          | -          | 1         | 1          |
| San Ġwann                         | 10         | -         | 10         | 9          | -         | 9          | 6          | -         | 6          |
| Santa Venera                      | 2          | -         | 2          | 2          | -         | 2          | 3          | -         | 3          |
| San Ġiljan                        | 5          | -         | 5          | 4          | -         | 4          | 3          | -         | 3          |
| Is-Swieqi                         | 3          | -         | 3          | 1          | -         | 1          | 1          | -         | 1          |
| Ta' Xbiex                         | 1          | -         | 1          | 1          | -         | 1          | 1          | -         | 1          |
| Tal-Pietà                         | -          | -         | -          | -          | -         | -          | -          | -         | -          |
| Tas-Sliema                        | 2          | 1         | 3          | 3          | -         | 3          | 3          | -         | 3          |
| <b>South Eastern</b>              | <b>32</b>  | <b>3</b>  | <b>35</b>  | <b>26</b>  | <b>4</b>  | <b>30</b>  | <b>26</b>  | <b>3</b>  | <b>29</b>  |
| Birżebbuġa                        | 5          | -         | 5          | 4          | -         | 4          | 5          | -         | 5          |
| Il-Gudja                          | 3          | -         | 3          | 3          | -         | 3          | 3          | -         | 3          |
| Hal Ghaxaq                        | 1          | -         | 1          | 1          | -         | 1          | 1          | -         | 1          |
| Hal Kirkop                        | -          | -         | -          | -          | -         | -          | -          | -         | -          |
| Hal Safi                          | 2          | -         | 2          | 2          | -         | 2          | 2          | -         | 2          |
| Marsaskala                        | 5          | -         | 5          | 3          | -         | 3          | 2          | -         | 2          |
| Marsaxlokk                        | 1          | 1         | 2          | 1          | 2         | 3          | 1          | 2         | 3          |
| L-Imqabba                         | 1          | -         | 1          | -          | -         | 1          | 2          | -         | 2          |
| Il-Qrendi                         | -          | -         | -          | -          | -         | -          | -          | -         | -          |
| Iż-Żejtun                         | 8          | -         | 8          | 6          | -         | 6          | 6          | -         | 6          |
| Iż-Żurrieq                        | 6          | 2         | 8          | 5          | 2         | 7          | 4          | 1         | 5          |
| <b>Western</b>                    | <b>33</b>  | <b>2</b>  | <b>35</b>  | <b>30</b>  | <b>2</b>  | <b>32</b>  | <b>28</b>  | <b>1</b>  | <b>29</b>  |
| Had-Dingli                        | 3          | -         | 3          | 3          | -         | 3          | 3          | -         | 3          |
| Hal Balzan                        | -          | -         | -          | -          | -         | -          | -          | -         | -          |
| Hal Lija                          | -          | -         | -          | -          | -         | -          | -          | -         | -          |
| H'Attard                          | 3          | 1         | 4          | 3          | 1         | 4          | 3          | 1         | 4          |
| Haż-Zebbuġ                        | 9          | 1         | 10         | 7          | 1         | 8          | 6          | -         | 6          |
| L-Iklin                           | 2          | -         | 2          | 2          | -         | 2          | 2          | -         | 2          |
| L-Imdina                          | -          | -         | -          | -          | -         | -          | -          | -         | -          |
| L-Imtarfa                         | 3          | -         | 3          | 2          | -         | 2          | 2          | -         | 2          |
| Ir-Rabat                          | 8          | -         | 8          | 8          | -         | 8          | 7          | -         | 7          |
| Is-Siġġiewi                       | 5          | -         | 5          | 5          | -         | 5          | 5          | -         | 5          |

Table 10.21a continued

| Regions, districts and localities | 2016      |          |           | 2018      |          |           | 2020      |          |           |
|-----------------------------------|-----------|----------|-----------|-----------|----------|-----------|-----------|----------|-----------|
|                                   | Males     | Females  | Total     | Males     | Females  | Total     | Males     | Females  | Total     |
| <b>Northern</b>                   | <b>48</b> | <b>2</b> | <b>50</b> | <b>45</b> | <b>2</b> | <b>47</b> | <b>40</b> | <b>2</b> | <b>42</b> |
| Hal Gharghur                      | 5         | -        | 5         | 5         | -        | 5         | 5         | -        | 5         |
| Il-Mellieħa                       | 7         | -        | 7         | 7         | -        | 7         | 7         | -        | 7         |
| L-Imġarr                          | 5         | -        | 5         | 5         | -        | 5         | 3         | -        | 3         |
| Il-Mosta                          | 15        | 1        | 16        | 14        | 1        | 15        | 12        | 1        | 13        |
| In-Naxxar                         | 8         | 1        | 9         | 5         | 1        | 6         | 4         | 1        | 5         |
| San Pawl Il-Baħar                 | 8         | -        | 8         | 9         | -        | 9         | 9         | -        | 9         |
| <b>Gozo and Comino</b>            | <b>8</b>  | <b>-</b> | <b>8</b>  | <b>10</b> | <b>1</b> | <b>11</b> | <b>10</b> | <b>1</b> | <b>11</b> |
| Il-Fontana                        | -         | -        | -         | -         | -        | -         | -         | -        | -         |
| Għajnsielem and Comino            | -         | -        | -         | -         | -        | -         | -         | -        | -         |
| L-Għarb                           | -         | -        | -         | -         | -        | -         | -         | -        | -         |
| L-Għasri                          | -         | -        | -         | -         | -        | -         | -         | -        | -         |
| Il-Munxar                         | -         | -        | -         | -         | -        | -         | -         | -        | -         |
| In-Nadur                          | 2         | -        | 2         | 2         | -        | 2         | 2         | -        | 2         |
| Il-Qala                           | 2         | -        | 2         | 2         | -        | 2         | 2         | -        | 2         |
| San Lawrenz                       | -         | -        | -         | -         | -        | -         | -         | -        | -         |
| Ta' Kerċem                        | 1         | -        | 1         | 1         | 1        | 2         | 1         | 1        | 2         |
| Ta' Sannat                        | -         | -        | -         | -         | -        | -         | -         | -        | -         |
| Ir-Rabat                          | 2         | -        | 2         | 3         | -        | 3         | 3         | -        | 3         |
| Ix-Xagħra                         | -         | -        | -         | 1         | -        | 1         | 1         | -        | 1         |
| Ix-Xewkija                        | -         | -        | -         | -         | -        | -         | -         | -        | -         |
| Iż-Żebbuġ                         | 1         | -        | 1         | 1         | -        | 1         | 1         | -        | 1         |

Table 10.21b Injury Pension: regional analysis

|  |      | Southern | Northern Harbour | South Eastern | Western | Northern | Gozo and Comino | TOTAL          |
|--|------|----------|------------------|---------------|---------|----------|-----------------|----------------|
| Total Population                                   | 2016 | 80,664   | 143,773          | 69,187        | 60,131  | 74,336   | 32,206          | <b>460,297</b> |
|  | 2018 | 82,910   | 160,173          | 72,375        | 61,689  | 83,024   | 33,388          | <b>493,559</b> |
|  | 2020 | 84,901   | 171,606          | 74,831        | 62,927  | 87,272   | 34,563          | <b>516,100</b> |
| Total Beneficiaries                                | 2016 | 49       | 90               | 35            | 35      | 50       | 8               | <b>267</b>     |
|  | 2018 | 43       | 78               | 30            | 32      | 47       | 11              | <b>241</b>     |
|  | 2020 | 44       | 67               | 29            | 29      | 42       | 11              | <b>222</b>     |
| Total Expenditure (€'000s)                         | 2016 | 65       | 118              | 49            | 41      | 68       | 12              | <b>353</b>     |
|  | 2018 | 57       | 96               | 42            | 35      | 61       | 17              | <b>308</b>     |
|  | 2020 | 58       | 87               | 44            | 32      | 55       | 16              | <b>290</b>     |
| Actual Beneficiaries per 1,000 of Population       | 2016 | 0.6      | 0.6              | 0.5           | 0.6     | 0.7      | 0.2             | -              |
|  | 2018 | 0.5      | 0.5              | 0.4           | 0.5     | 0.6      | 0.3             | -              |
|  | 2020 | 0.5      | 0.4              | 0.4           | 0.5     | 0.5      | 0.3             | -              |
| Expected Beneficiaries (Based on National Average) | 2016 | 47       | 83               | 40            | 35      | 43       | 19              | -              |
|  | 2018 | 40       | 78               | 35            | 30      | 41       | 16              | -              |
|  | 2020 | 37       | 74               | 32            | 27      | 38       | 15              | -              |
| Ratio of Beneficiaries (Actual/Estimate)           | 2016 | 1.05     | 1.08             | 0.87          | 1.00    | 1.16     | 0.43            | -              |
|  | 2018 | 1.06     | 1.00             | 0.85          | 1.06    | 1.16     | 0.67            | -              |
|  | 2020 | 1.20     | 0.91             | 0.90          | 1.07    | 1.12     | 0.74            | -              |

Table 10.22a Injury Benefit

| Regions, districts and localities | 2016         |            |              | 2018         |            |              | 2020         |            |              |
|-----------------------------------|--------------|------------|--------------|--------------|------------|--------------|--------------|------------|--------------|
|                                   | Males        | Females    | Total        | Males        | Females    | Total        | Males        | Females    | Total        |
| <b>MALTA</b>                      | <b>1,616</b> | <b>331</b> | <b>1,947</b> | <b>1,698</b> | <b>341</b> | <b>2,039</b> | <b>1,330</b> | <b>244</b> | <b>1,574</b> |
| Malta                             | 1,561        | 316        | 1,877        | 1,637        | 330        | 1,967        | 1,278        | 231        | 1,509        |
| Gozo and Comino                   | 55           | 15         | 70           | 61           | 11         | 72           | 52           | 13         | 65           |
| <b>Southern Harbour</b>           | <b>339</b>   | <b>51</b>  | <b>390</b>   | <b>380</b>   | <b>69</b>  | <b>449</b>   | <b>244</b>   | <b>51</b>  | <b>295</b>   |
| Bormla                            | 26           | 4          | 30           | 24           | 3          | 27           | 15           | 3          | 18           |
| Il-Fgura                          | 59           | 7          | 66           | 48           | 10         | 58           | 38           | 6          | 44           |
| Floriana                          | 2            | 1          | 3            | 3            | -          | 3            | 5            | 1          | 6            |
| Hal Luqa                          | 21           | 1          | 22           | 26           | 2          | 28           | 18           | 4          | 22           |
| Hal Tarxien                       | 31           | 8          | 39           | 44           | 8          | 52           | 24           | 7          | 31           |
| Haż-Żabbar                        | 70           | 18         | 88           | 99           | 12         | 111          | 51           | 7          | 58           |
| Il-Kalkara                        | 13           | 3          | 16           | 12           | 3          | 15           | 10           | -          | 10           |
| Il-Marsa                          | 21           | 1          | 22           | 31           | 10         | 41           | 21           | 1          | 22           |
| Raħal Ġdid                        | 31           | 5          | 36           | 34           | 7          | 41           | 20           | 9          | 29           |
| Santa Luċija                      | 13           | -          | 13           | 14           | 4          | 18           | 9            | -          | 9            |
| L-Isla                            | 9            | -          | 9            | 12           | 1          | 13           | 9            | 3          | 12           |
| Valletta                          | 17           | 2          | 19           | 16           | 4          | 20           | 9            | 2          | 11           |
| Il-Birgu                          | 16           | 1          | 17           | 14           | 1          | 15           | 7            | 4          | 11           |
| Ix-Xghajra                        | 10           | -          | 10           | 3            | 4          | 7            | 8            | 4          | 12           |
| <b>Northern Harbour</b>           | <b>393</b>   | <b>97</b>  | <b>490</b>   | <b>397</b>   | <b>85</b>  | <b>482</b>   | <b>331</b>   | <b>53</b>  | <b>384</b>   |
| Birkirkara                        | 95           | 23         | 118          | 88           | 20         | 108          | 70           | 10         | 80           |
| Il-Gżira                          | 29           | 9          | 38           | 22           | 3          | 25           | 16           | 1          | 17           |
| Hal Qormi                         | 79           | 14         | 93           | 89           | 18         | 107          | 72           | 11         | 83           |
| Il-Hamrun                         | 43           | 11         | 54           | 42           | 8          | 50           | 39           | 2          | 41           |
| L-Imsida                          | 35           | 4          | 39           | 31           | 7          | 38           | 25           | 4          | 29           |
| Pembroke                          | 8            | 5          | 13           | 7            | 1          | 8            | 9            | -          | 9            |
| San Ġwann                         | 36           | 9          | 45           | 33           | 6          | 39           | 35           | 8          | 43           |
| Santa Venera                      | 21           | 5          | 26           | 17           | 8          | 25           | 25           | 4          | 29           |
| San Ġiljan                        | 7            | 8          | 15           | 15           | 4          | 19           | 5            | 4          | 9            |
| Is-Swieqi                         | 5            | 5          | 10           | 10           | 2          | 12           | 4            | 1          | 5            |
| Ta' Xbiex                         | 3            | -          | 3            | 6            | 1          | 7            | 2            | 1          | 3            |
| Tal-Pietà                         | 11           | 2          | 13           | 15           | 3          | 18           | 11           | 5          | 16           |
| Tas-Sliema                        | 21           | 2          | 23           | 22           | 4          | 26           | 18           | 2          | 20           |
| <b>South Eastern</b>              | <b>329</b>   | <b>72</b>  | <b>401</b>   | <b>325</b>   | <b>62</b>  | <b>387</b>   | <b>242</b>   | <b>49</b>  | <b>291</b>   |
| Birżebbuġa                        | 58           | 9          | 67           | 55           | 8          | 63           | 47           | 8          | 55           |
| Il-Gudja                          | 20           | 5          | 25           | 20           | 2          | 22           | 9            | 1          | 10           |
| Hal Ghaxaq                        | 30           | 9          | 39           | 14           | 2          | 16           | 12           | 6          | 18           |
| Hal Kirkop                        | 8            | -          | 8            | 10           | 1          | 11           | 13           | 1          | 14           |
| Hal Safi                          | 13           | 4          | 17           | 10           | 1          | 11           | 6            | -          | 6            |
| Marsaskala                        | 47           | 11         | 58           | 64           | 15         | 79           | 41           | 7          | 48           |
| Marsaxlokk                        | 21           | 2          | 23           | 22           | 6          | 28           | 16           | 4          | 20           |
| L-Imqabba                         | 10           | 2          | 12           | 18           | 4          | 22           | 6            | 2          | 8            |
| Il-Qrendi                         | 21           | 1          | 22           | 11           | 4          | 15           | 6            | 1          | 7            |
| Iż-Żejtun                         | 53           | 15         | 68           | 51           | 12         | 63           | 46           | 11         | 57           |
| Iż-Żurrieq                        | 48           | 14         | 62           | 50           | 7          | 57           | 40           | 8          | 48           |
| <b>Western</b>                    | <b>224</b>   | <b>36</b>  | <b>260</b>   | <b>223</b>   | <b>43</b>  | <b>266</b>   | <b>188</b>   | <b>33</b>  | <b>221</b>   |
| Had-Dingli                        | 18           | 3          | 21           | 11           | 5          | 16           | 13           | -          | 13           |
| Hal Balzan                        | 5            | 1          | 6            | 3            | 3          | 6            | 4            | 1          | 5            |
| Hal Lija                          | 8            | 1          | 9            | 7            | 1          | 8            | 7            | 1          | 8            |
| H'Attard                          | 25           | 3          | 28           | 16           | 8          | 24           | 23           | 3          | 26           |
| Haż-Zebbuġ                        | 69           | 7          | 76           | 59           | 6          | 65           | 57           | 5          | 62           |
| L-Iklin                           | 11           | 2          | 13           | 8            | -          | 8            | 9            | 1          | 10           |
| L-Imdina                          | -            | -          | -            | -            | -          | -            | -            | -          | -            |
| L-Imtarfa                         | 23           | 4          | 27           | 16           | 5          | 21           | 12           | 3          | 15           |
| Ir-Rabat                          | 37           | 11         | 48           | 63           | 10         | 73           | 37           | 12         | 49           |
| Is-Siġġiewi                       | 28           | 4          | 32           | 40           | 5          | 45           | 26           | 7          | 33           |

Table 10.22a continued

| Regions, districts and localities | 2016       |           |            | 2018       |           |            | 2020       |           |            |
|-----------------------------------|------------|-----------|------------|------------|-----------|------------|------------|-----------|------------|
|                                   | Males      | Females   | Total      | Males      | Females   | Total      | Males      | Females   | Total      |
| <b>Northern</b>                   | <b>276</b> | <b>60</b> | <b>336</b> | <b>312</b> | <b>71</b> | <b>383</b> | <b>273</b> | <b>45</b> | <b>318</b> |
| Hal Gharghur                      | 10         | 2         | 12         | 12         | 1         | 13         | 10         | 1         | 11         |
| Il-Mellieħa                       | 34         | 7         | 41         | 50         | 9         | 59         | 38         | 8         | 46         |
| L-Imġarr                          | 16         | 6         | 22         | 25         | 3         | 28         | 13         | 3         | 16         |
| Il-Mosta                          | 84         | 12        | 96         | 81         | 21        | 102        | 70         | 12        | 82         |
| In-Naxxar                         | 46         | 6         | 52         | 49         | 8         | 57         | 43         | 7         | 50         |
| San Pawl Il-Baħar                 | 86         | 27        | 113        | 95         | 29        | 124        | 99         | 14        | 113        |
| <b>Gozo and Comino</b>            | <b>55</b>  | <b>15</b> | <b>70</b>  | <b>61</b>  | <b>11</b> | <b>72</b>  | <b>52</b>  | <b>13</b> | <b>65</b>  |
| Il-Fontana                        | 1          | -         | 1          | -          | -         | -          | -          | -         | -          |
| Għajnsielem and Comino            | 9          | 1         | 10         | 7          | -         | 7          | 4          | -         | 4          |
| L-Għarb                           | 3          | 1         | 4          | 2          | -         | 2          | -          | 2         | 2          |
| L-Għasri                          | -          | -         | -          | 1          | -         | 1          | 1          | -         | 1          |
| Il-Munxar                         | 3          | -         | 3          | 4          | -         | 4          | 3          | 1         | 4          |
| In-Nadur                          | 7          | 1         | 8          | 2          | -         | 2          | 8          | 3         | 11         |
| Il-Qala                           | -          | 1         | 1          | 6          | 1         | 7          | 1          | -         | 1          |
| San Lawrenz                       | 1          | 2         | 3          | 1          | -         | 1          | 3          | -         | 3          |
| Ta' Kerċem                        | 5          | 1         | 6          | 6          | -         | 6          | 1          | 1         | 2          |
| Ta' Sannat                        | 3          | 1         | 4          | -          | 1         | 1          | 6          | -         | 6          |
| Ir-Rabat                          | 7          | 3         | 10         | 11         | 2         | 13         | 8          | 2         | 10         |
| Ix-Xagħra                         | 9          | 1         | 10         | 5          | 6         | 11         | 10         | 2         | 12         |
| Ix-Xewkija                        | 6          | 2         | 8          | 9          | 1         | 10         | 4          | -         | 4          |
| Iż-Żebbuġ                         | 1          | 1         | 2          | 7          | -         | 7          | 3          | 2         | 5          |

Table 10.22b Injury Benefit: regional analysis

|  |      | Southern | Northern Harbour | South Eastern | Western | Northern | Gozo and Comino | TOTAL   |
|--|------|----------|------------------|---------------|---------|----------|-----------------|---------|
| Total Population                                   | 2016 | 80,664   | 143,773          | 69,187        | 60,131  | 74,336   | 32,206          | 460,297 |
|  | 2018 | 82,910   | 160,173          | 72,375        | 61,689  | 83,024   | 33,388          | 493,559 |
|  | 2020 | 84,901   | 171,606          | 74,831        | 62,927  | 87,272   | 34,563          | 516,100 |
| Total Beneficiaries                                | 2016 | 390      | 490              | 401           | 260     | 336      | 70              | 1,947   |
|  | 2018 | 449      | 482              | 387           | 266     | 383      | 72              | 2,039   |
|  | 2020 | 295      | 384              | 291           | 221     | 318      | 65              | 1,574   |
| Total Expenditure (€'000s)                         | 2016 | 246      | 336              | 275           | 201     | 198      | 74              | 1,331   |
|  | 2018 | 277      | 294              | 240           | 174     | 258      | 81              | 1,325   |
|  | 2020 | 207      | 281              | 201           | 178     | 213      | 62              | 1,142   |
| Actual Beneficiaries per 1,000 of Population       | 2016 | 4.8      | 3.4              | 5.8           | 4.3     | 4.5      | 2.2             | -       |
|  | 2018 | 5.4      | 3.0              | 5.3           | 4.3     | 4.6      | 2.2             | -       |
|  | 2020 | 3.5      | 2.2              | 3.9           | 3.5     | 3.6      | 1.9             | -       |
| Expected Beneficiaries (Based on National Average) | 2016 | 341      | 608              | 293           | 254     | 314      | 136             | -       |
|  | 2018 | 343      | 662              | 299           | 255     | 343      | 138             | -       |
|  | 2020 | 259      | 523              | 228           | 192     | 266      | 105             | -       |
| Ratio of Beneficiaries (Actual/Estimate)           | 2016 | 1.14     | 0.81             | 1.37          | 1.02    | 1.07     | 0.51            | -       |
|  | 2018 | 1.31     | 0.73             | 1.29          | 1.04    | 1.12     | 0.52            | -       |
|  | 2020 | 1.14     | 0.73             | 1.28          | 1.15    | 1.19     | 0.62            | -       |

Table 10.23a Orphans' Allowance

| Regions, districts and localities | 2016     |           |           | 2018     |           |           | 2020     |          |           |
|-----------------------------------|----------|-----------|-----------|----------|-----------|-----------|----------|----------|-----------|
|                                   | Males    | Females   | Total     | Males    | Females   | Total     | Males    | Females  | Total     |
| <b>MALTA</b>                      | <b>4</b> | <b>11</b> | <b>15</b> | <b>4</b> | <b>12</b> | <b>16</b> | <b>3</b> | <b>8</b> | <b>11</b> |
| <b>Malta</b>                      | <b>3</b> | <b>11</b> | <b>14</b> | <b>4</b> | <b>12</b> | <b>16</b> | <b>3</b> | <b>8</b> | <b>11</b> |
| <b>Gozo and Comino</b>            | <b>1</b> | <b>-</b>  | <b>1</b>  | <b>-</b> | <b>-</b>  | <b>-</b>  | <b>-</b> | <b>-</b> | <b>-</b>  |
| <b>Southern Harbour</b>           | <b>1</b> | <b>6</b>  | <b>7</b>  | <b>-</b> | <b>7</b>  | <b>7</b>  | <b>-</b> | <b>4</b> | <b>4</b>  |
| Bormla                            | 1        | 3         | 4         | -        | 3         | 3         | -        | 2        | 2         |
| Il-Fgura                          | -        | -         | -         | -        | 1         | 1         | -        | -        | -         |
| Floriana                          | -        | -         | -         | -        | -         | -         | -        | -        | -         |
| Hal Luqa                          | -        | -         | -         | -        | -         | -         | -        | -        | -         |
| Hal Tarxien                       | -        | -         | -         | -        | -         | -         | -        | -        | -         |
| Haż-Żabbar                        | -        | 2         | 2         | -        | 2         | 2         | -        | 2        | 2         |
| Il-Kalkara                        | -        | 1         | 1         | -        | -         | -         | -        | -        | -         |
| Il-Marsa                          | -        | -         | -         | -        | 1         | 1         | -        | -        | -         |
| Rahal Ġdid                        | -        | -         | -         | -        | -         | -         | -        | -        | -         |
| Santa Luċija                      | -        | -         | -         | -        | -         | -         | -        | -        | -         |
| L-Isla                            | -        | -         | -         | -        | -         | -         | -        | -        | -         |
| Valletta                          | -        | -         | -         | -        | -         | -         | -        | -        | -         |
| Il-Birgu                          | -        | -         | -         | -        | -         | -         | -        | -        | -         |
| Ix-Xghajra                        | -        | -         | -         | -        | -         | -         | -        | -        | -         |
| <b>Northern Harbour</b>           | <b>-</b> | <b>2</b>  | <b>2</b>  | <b>-</b> | <b>3</b>  | <b>3</b>  | <b>-</b> | <b>2</b> | <b>2</b>  |
| Birkirkara                        | -        | -         | -         | -        | 1         | 1         | -        | 1        | 1         |
| Il-Gżira                          | -        | -         | -         | -        | -         | -         | -        | -        | -         |
| Hal Qormi                         | -        | 1         | 1         | -        | 1         | 1         | -        | -        | -         |
| Il-Hamrun                         | -        | 1         | 1         | -        | 1         | 1         | -        | 1        | 1         |
| L-Imsida                          | -        | -         | -         | -        | -         | -         | -        | -        | -         |
| Pembroke                          | -        | -         | -         | -        | -         | -         | -        | -        | -         |
| San Ġwann                         | -        | -         | -         | -        | -         | -         | -        | -        | -         |
| Santa Venera                      | -        | -         | -         | -        | -         | -         | -        | -        | -         |
| San Ġiljan                        | -        | -         | -         | -        | -         | -         | -        | -        | -         |
| Is-Swieqi                         | -        | -         | -         | -        | -         | -         | -        | -        | -         |
| Ta' Xbiex                         | -        | -         | -         | -        | -         | -         | -        | -        | -         |
| Tal-Pietà                         | -        | -         | -         | -        | -         | -         | -        | -        | -         |
| Tas-Sliema                        | -        | -         | -         | -        | -         | -         | -        | -        | -         |
| <b>South Eastern</b>              | <b>-</b> | <b>1</b>  | <b>1</b>  | <b>1</b> | <b>1</b>  | <b>2</b>  | <b>1</b> | <b>1</b> | <b>2</b>  |
| Birżebbuġa                        | -        | -         | -         | -        | 1         | 1         | -        | -        | -         |
| Il-Gudja                          | -        | -         | -         | -        | -         | -         | -        | -        | -         |
| Hal Ghaxaq                        | -        | -         | -         | -        | -         | -         | -        | -        | -         |
| Hal Kirkop                        | -        | 1         | 1         | 1        | -         | 1         | 1        | -        | 1         |
| Hal Safi                          | -        | -         | -         | -        | -         | -         | -        | -        | -         |
| Marsaskala                        | -        | -         | -         | -        | -         | -         | -        | 1        | 1         |
| Marsaxlokk                        | -        | -         | -         | -        | -         | -         | -        | -        | -         |
| L-Imqabba                         | -        | -         | -         | -        | -         | -         | -        | -        | -         |
| Il-Qrendi                         | -        | -         | -         | -        | -         | -         | -        | -        | -         |
| Iż-Żejtun                         | -        | -         | -         | -        | -         | -         | -        | -        | -         |
| Iż-Żurrieq                        | -        | -         | -         | -        | -         | -         | -        | -        | -         |
| <b>Western</b>                    | <b>1</b> | <b>1</b>  | <b>2</b>  | <b>1</b> | <b>-</b>  | <b>1</b>  | <b>-</b> | <b>1</b> | <b>1</b>  |
| Had-Dingli                        | -        | -         | -         | -        | -         | -         | -        | 1        | 1         |
| Hal Balzan                        | -        | -         | -         | -        | -         | -         | -        | -        | -         |
| Hal Lija                          | -        | -         | -         | -        | -         | -         | -        | -        | -         |
| H'Attard                          | 1        | -         | 1         | 1        | -         | 1         | -        | -        | -         |
| Haż-Zebbuġ                        | -        | 1         | 1         | -        | -         | -         | -        | -        | -         |
| L-Iklin                           | -        | -         | -         | -        | -         | -         | -        | -        | -         |
| L-Imdina                          | -        | -         | -         | -        | -         | -         | -        | -        | -         |
| L-Imtarfa                         | -        | -         | -         | -        | -         | -         | -        | -        | -         |
| Ir-Rabat                          | -        | -         | -         | -        | -         | -         | -        | -        | -         |
| Is-Siġġiewi                       | -        | -         | -         | -        | -         | -         | -        | -        | -         |

Table 10.23a continued

| Regions, districts and localities | 2016     |          |          | 2018     |          |          | 2020     |          |          |
|-----------------------------------|----------|----------|----------|----------|----------|----------|----------|----------|----------|
|                                   | Males    | Females  | Total    | Males    | Females  | Total    | Males    | Females  | Total    |
| <b>Northern</b>                   | <b>1</b> | <b>1</b> | <b>2</b> | <b>2</b> | <b>1</b> | <b>3</b> | <b>2</b> | <b>-</b> | <b>2</b> |
| Hal Gharghur                      | -        | -        | -        | -        | -        | -        | -        | -        | -        |
| Il-Mellieħa                       | -        | -        | -        | -        | -        | -        | -        | -        | -        |
| L-Imġarr                          | -        | -        | -        | -        | -        | -        | -        | -        | -        |
| Il-Mosta                          | 1        | -        | 1        | 2        | 1        | 3        | 2        | -        | 2        |
| In-Naxxar                         | -        | -        | -        | -        | -        | -        | -        | -        | -        |
| San Pawl Il-Baħar                 | -        | 1        | 1        | -        | -        | -        | -        | -        | -        |
| <b>Gozo and Comino</b>            | <b>1</b> | <b>-</b> | <b>1</b> | <b>-</b> | <b>-</b> | <b>-</b> | <b>-</b> | <b>-</b> | <b>-</b> |
| Il-Fontana                        | -        | -        | -        | -        | -        | -        | -        | -        | -        |
| Għajnsielem and Comino            | -        | -        | -        | -        | -        | -        | -        | -        | -        |
| L-Għarb                           | -        | -        | -        | -        | -        | -        | -        | -        | -        |
| L-Għasri                          | -        | -        | -        | -        | -        | -        | -        | -        | -        |
| Il-Munxar                         | -        | -        | -        | -        | -        | -        | -        | -        | -        |
| In-Nadur                          | -        | -        | -        | -        | -        | -        | -        | -        | -        |
| Il-Qala                           | 1        | -        | 1        | -        | -        | -        | -        | -        | -        |
| San Lawrenz                       | -        | -        | -        | -        | -        | -        | -        | -        | -        |
| Ta' Kerċem                        | -        | -        | -        | -        | -        | -        | -        | -        | -        |
| Ta' Sannat                        | -        | -        | -        | -        | -        | -        | -        | -        | -        |
| Ir-Rabat                          | -        | -        | -        | -        | -        | -        | -        | -        | -        |
| Ix-Xagħra                         | -        | -        | -        | -        | -        | -        | -        | -        | -        |
| Ix-Xewkija                        | -        | -        | -        | -        | -        | -        | -        | -        | -        |
| Iż-Żebbuġ                         | -        | -        | -        | -        | -        | -        | -        | -        | -        |

Table 10.23b Orphans' Allowance: regional analysis

|  |      | Southern | Northern Harbour | South Eastern | Western | Northern | Gozo and Comino | TOTAL          |
|--|------|----------|------------------|---------------|---------|----------|-----------------|----------------|
| Total Population                                   | 2016 | 80,664   | 143,773          | 69,187        | 60,131  | 74,336   | 32,206          | <b>460,297</b> |
|  | 2018 | 82,910   | 160,173          | 72,375        | 61,689  | 83,024   | 33,388          | <b>493,559</b> |
|  | 2020 | 84,901   | 171,606          | 74,831        | 62,927  | 87,272   | 34,563          | <b>516,100</b> |
| Total Beneficiaries                                | 2016 | 7        | 2                | 1             | 2       | 2        | 1               | <b>15</b>      |
|  | 2018 | 7        | 3                | 2             | 1       | 3        | -               | <b>16</b>      |
|  | 2020 | 4        | 2                | 2             | 1       | 2        | -               | <b>11</b>      |
| Total Expenditure (€'000s)                         | 2016 | 31       | c                | c             | c       | c        | c               | <b>31</b>      |
|  | 2018 | 43       | 14               | c             | c       | 9        | -               | <b>88</b>      |
|  | 2020 | 28       | c                | c             | c       | c        | -               | <b>63</b>      |
| Actual Beneficiaries per 1,000 of Population       | 2016 | 0.1      | 0.0              | 0.0           | 0.0     | 0.0      | 0.0             | -              |
|  | 2018 | 0.1      | 0.0              | 0.0           | 0.0     | 0.0      | -               | -              |
|  | 2020 | 0.0      | 0.0              | 0.0           | 0.0     | 0.0      | -               | -              |
| Expected Beneficiaries (Based on National Average) | 2016 | 3        | 5                | 2             | 2       | 2        | 1               | -              |
|  | 2018 | 3        | 5                | 2             | 2       | 3        | 1               | -              |
|  | 2020 | 2        | 4                | 2             | 1       | 2        | 1               | -              |
| Ratio of Beneficiaries (Actual/Estimate)           | 2016 | 2.66     | 0.43             | 0.44          | 1.02    | 0.83     | 0.95            | -              |
|  | 2018 | 2.60     | 0.58             | 0.85          | 0.50    | 1.11     | -               | -              |
|  | 2020 | 2.21     | 0.55             | 1.25          | 0.75    | 1.08     | -               | -              |

c: Expenditure not shown for confidentiality purposes.

Table 10.24a Marriage Grant

| Regions, districts and localities | 2016         |              |              | 2018         |              |              | 2020       |            |              |
|-----------------------------------|--------------|--------------|--------------|--------------|--------------|--------------|------------|------------|--------------|
|                                   | Males        | Females      | Total        | Males        | Females      | Total        | Males      | Females    | Total        |
| <b>MALTA</b>                      | <b>1,686</b> | <b>1,586</b> | <b>3,272</b> | <b>1,505</b> | <b>1,453</b> | <b>2,958</b> | <b>769</b> | <b>735</b> | <b>1,504</b> |
| <b>Malta</b>                      | <b>1,575</b> | <b>1,475</b> | <b>3,050</b> | <b>1,406</b> | <b>1,357</b> | <b>2,763</b> | <b>711</b> | <b>679</b> | <b>1,390</b> |
| <b>Gozo and Comino</b>            | <b>111</b>   | <b>111</b>   | <b>222</b>   | <b>99</b>    | <b>96</b>    | <b>195</b>   | <b>58</b>  | <b>56</b>  | <b>114</b>   |
| <b>Southern Harbour</b>           | <b>254</b>   | <b>236</b>   | <b>490</b>   | <b>270</b>   | <b>246</b>   | <b>516</b>   | <b>140</b> | <b>137</b> | <b>277</b>   |
| Bormla                            | 13           | 11           | 24           | 5            | 5            | 10           | 5          | 4          | 9            |
| Il-Fgura                          | 41           | 38           | 79           | 46           | 43           | 89           | 19         | 18         | 37           |
| Floriana                          | 3            | 1            | 4            | 3            | 3            | 6            | 4          | 4          | 8            |
| Hal Luqa                          | 34           | 33           | 67           | 26           | 22           | 48           | 9          | 9          | 18           |
| Hal Tarxien                       | 34           | 31           | 65           | 34           | 32           | 66           | 27         | 22         | 49           |
| Haż-Żabbar                        | 52           | 54           | 106          | 65           | 62           | 127          | 22         | 25         | 47           |
| Il-Kalkara                        | 6            | 5            | 11           | 15           | 15           | 30           | 5          | 4          | 9            |
| Il-Marsa                          | 9            | 9            | 18           | 6            | 3            | 9            | 6          | 4          | 10           |
| Rahal Ġdid                        | 22           | 18           | 40           | 31           | 28           | 59           | 10         | 15         | 25           |
| Santa Luċija                      | 6            | 6            | 12           | 4            | 3            | 7            | 5          | 6          | 11           |
| L-Isla                            | 7            | 3            | 10           | 5            | 3            | 8            | 3          | 3          | 6            |
| Valletta                          | 16           | 17           | 33           | 12           | 11           | 23           | 16         | 15         | 31           |
| Il-Birgu                          | 6            | 4            | 10           | 3            | 2            | 5            | 2          | 2          | 4            |
| Ix-Xghajra                        | 5            | 6            | 11           | 15           | 14           | 29           | 7          | 6          | 13           |
| <b>Northern Harbour</b>           | <b>396</b>   | <b>365</b>   | <b>761</b>   | <b>330</b>   | <b>310</b>   | <b>640</b>   | <b>163</b> | <b>155</b> | <b>318</b>   |
| Birkirkara                        | 101          | 95           | 196          | 102          | 85           | 187          | 45         | 40         | 85           |
| Il-Gżira                          | 16           | 13           | 29           | 15           | 16           | 31           | 4          | 4          | 8            |
| Hal Qormi                         | 52           | 49           | 101          | 50           | 48           | 98           | 25         | 25         | 50           |
| Il-Hamrun                         | 25           | 21           | 46           | 21           | 20           | 41           | 11         | 11         | 22           |
| L-Imšida                          | 32           | 28           | 60           | 23           | 25           | 48           | 11         | 10         | 21           |
| Pembroke                          | 12           | 10           | 22           | 6            | 7            | 13           | 4          | 5          | 9            |
| San Ġwann                         | 31           | 33           | 64           | 27           | 23           | 50           | 8          | 9          | 17           |
| Santa Venera                      | 32           | 25           | 57           | 30           | 29           | 59           | 15         | 14         | 29           |
| San Ġiljan                        | 20           | 19           | 39           | 12           | 17           | 29           | 11         | 9          | 20           |
| Is-Swieqi                         | 26           | 26           | 52           | 15           | 14           | 29           | 8          | 7          | 15           |
| Ta' Xbiex                         | 4            | 4            | 8            | 3            | 3            | 6            | -          | -          | -            |
| Tal-Pietà                         | 16           | 14           | 30           | 5            | 3            | 8            | 5          | 3          | 8            |
| Tas-Sliema                        | 29           | 28           | 57           | 21           | 20           | 41           | 16         | 18         | 34           |
| <b>South Eastern</b>              | <b>321</b>   | <b>298</b>   | <b>619</b>   | <b>281</b>   | <b>280</b>   | <b>561</b>   | <b>150</b> | <b>149</b> | <b>299</b>   |
| Birżebbuġa                        | 30           | 27           | 57           | 19           | 20           | 39           | 8          | 7          | 15           |
| Il-Gudja                          | 17           | 13           | 30           | 17           | 13           | 30           | 7          | 7          | 14           |
| Hal Ghaxaq                        | 37           | 36           | 73           | 24           | 24           | 48           | 9          | 9          | 18           |
| Hal Kirkop                        | 14           | 14           | 28           | 13           | 13           | 26           | 7          | 6          | 13           |
| Hal Safi                          | 16           | 15           | 31           | 13           | 13           | 26           | 8          | 8          | 16           |
| Marsaskala                        | 42           | 39           | 81           | 37           | 35           | 72           | 31         | 32         | 63           |
| Marsaxlokk                        | 13           | 12           | 25           | 18           | 20           | 38           | 11         | 11         | 22           |
| L-Imqabba                         | 18           | 17           | 35           | 20           | 20           | 40           | 7          | 8          | 15           |
| Il-Qrendi                         | 14           | 12           | 26           | 14           | 15           | 29           | 9          | 8          | 17           |
| Iż-Żejtun                         | 54           | 45           | 99           | 48           | 49           | 97           | 27         | 26         | 53           |
| Iż-Żurrieq                        | 66           | 68           | 134          | 58           | 58           | 116          | 26         | 27         | 53           |
| <b>Western</b>                    | <b>278</b>   | <b>268</b>   | <b>546</b>   | <b>252</b>   | <b>245</b>   | <b>497</b>   | <b>106</b> | <b>97</b>  | <b>203</b>   |
| Had-Dingli                        | 16           | 12           | 28           | 29           | 25           | 54           | 9          | 6          | 15           |
| Hal Balzan                        | 22           | 19           | 41           | 15           | 14           | 29           | 6          | 6          | 12           |
| Hal Lija                          | 9            | 8            | 17           | 15           | 15           | 30           | 3          | 2          | 5            |
| H'Attard                          | 57           | 55           | 112          | 36           | 35           | 71           | 25         | 22         | 47           |
| Haż-Zebbuġ                        | 51           | 49           | 100          | 45           | 48           | 93           | 29         | 29         | 58           |
| L-Iklin                           | 4            | 6            | 10           | 12           | 11           | 23           | 6          | 5          | 11           |
| L-Imdina                          | 1            | 2            | 3            | 1            | 1            | 2            | 2          | 2          | 4            |
| L-Imtarfa                         | 6            | 6            | 12           | 6            | 7            | 13           | 1          | 1          | 2            |
| Ir-Rabat                          | 56           | 56           | 112          | 47           | 46           | 93           | 9          | 8          | 17           |
| Is-Siġġiewi                       | 56           | 55           | 111          | 46           | 43           | 89           | 16         | 16         | 32           |

Table 10.24a continued

| Regions, districts and localities | 2016       |            |            | 2018       |            |            | 2020       |            |            |
|-----------------------------------|------------|------------|------------|------------|------------|------------|------------|------------|------------|
|                                   | Males      | Females    | Total      | Males      | Females    | Total      | Males      | Females    | Total      |
| <b>Northern</b>                   | <b>326</b> | <b>308</b> | <b>634</b> | <b>273</b> | <b>276</b> | <b>549</b> | <b>152</b> | <b>141</b> | <b>293</b> |
| Hal Gharghur                      | 19         | 19         | 38         | 10         | 10         | 20         | 7          | 7          | 14         |
| Il-Mellieħa                       | 36         | 36         | 72         | 31         | 32         | 63         | 18         | 16         | 34         |
| L-Imġarr                          | 36         | 37         | 73         | 21         | 22         | 43         | 9          | 8          | 17         |
| Il-Mosta                          | 106        | 96         | 202        | 83         | 87         | 170        | 53         | 47         | 100        |
| In-Naxxar                         | 62         | 61         | 123        | 62         | 60         | 122        | 26         | 26         | 52         |
| San Pawl Il-Baħar                 | 67         | 59         | 126        | 66         | 65         | 131        | 39         | 37         | 76         |
| <b>Gozo and Comino</b>            | <b>111</b> | <b>111</b> | <b>222</b> | <b>99</b>  | <b>96</b>  | <b>195</b> | <b>58</b>  | <b>56</b>  | <b>114</b> |
| Il-Fontana                        | 1          | 1          | 2          | 2          | 3          | 5          | 2          | 2          | 4          |
| Għajnsielem                       | 10         | 10         | 20         | 9          | 9          | 18         | 9          | 7          | 16         |
| and Comino                        | 4          | 6          | 10         | 2          | 2          | 4          | 2          | 2          | 4          |
| L-Għarb                           | 3          | 2          | 5          | -          | -          | -          | -          | -          | -          |
| L-Għasri                          | 2          | 2          | 4          | 3          | 3          | 6          | 1          | 1          | 2          |
| Il-Munxar                         | 15         | 13         | 28         | 14         | 14         | 28         | 7          | 7          | 14         |
| In-Nadur                          | 5          | 8          | 13         | 13         | 13         | 26         | 1          | 2          | 3          |
| Il-Qala                           | 1          | 1          | 2          | 3          | 2          | 5          | -          | -          | -          |
| San Lawrenz                       | 11         | 10         | 21         | 6          | 5          | 11         | 1          | 1          | 2          |
| Ta' Kerċem                        | 6          | 6          | 12         | 4          | 4          | 8          | 1          | 2          | 3          |
| Ta' Sannat                        | 25         | 25         | 50         | 13         | 11         | 24         | 12         | 9          | 21         |
| Ir-Rabat                          | 11         | 10         | 21         | 16         | 16         | 32         | 8          | 7          | 15         |
| Ix-Xagħra                         | 8          | 11         | 19         | 8          | 9          | 17         | 10         | 11         | 21         |
| Iż-Żebbuġ                         | 9          | 6          | 15         | 6          | 5          | 11         | 4          | 5          | 9          |

Table 10.24b Marriage Grant: regional analysis

|  |      | Southern | Northern Harbour | South Eastern | Western | Northern | Gozo and Comino | TOTAL          |
|--|------|----------|------------------|---------------|---------|----------|-----------------|----------------|
| Total Population                                   | 2016 | 80,664   | 143,773          | 69,187        | 60,131  | 74,336   | 32,206          | <b>460,297</b> |
|  | 2018 | 82,910   | 160,173          | 72,375        | 61,689  | 83,024   | 33,388          | <b>493,559</b> |
|  | 2020 | 84,901   | 171,606          | 74,831        | 62,927  | 87,272   | 34,563          | <b>516,100</b> |
| Total Beneficiaries                                | 2016 | 490      | 761              | 619           | 546     | 634      | 222             | <b>3,272</b>   |
|  | 2018 | 516      | 640              | 561           | 497     | 549      | 195             | <b>2,958</b>   |
|  | 2020 | 277      | 318              | 299           | 203     | 293      | 114             | <b>1,504</b>   |
| Total Expenditure (€'000s)                         | 2016 | 134      | 209              | 170           | 150     | 174      | 61              | <b>898</b>     |
|  | 2018 | 145      | 179              | 157           | 139     | 154      | 55              | <b>828</b>     |
|  | 2020 | 80       | 92               | 86            | 58      | 84       | 33              | <b>433</b>     |
| Actual Beneficiaries per 1,000 of Population       | 2016 | 6.1      | 5.3              | 8.9           | 9.1     | 8.5      | 6.9             | -              |
|  | 2018 | 6.2      | 4.0              | 7.8           | 8.1     | 6.6      | 5.8             | -              |
|  | 2020 | 3.3      | 1.9              | 4.0           | 3.2     | 3.4      | 3.3             | -              |
| Expected Beneficiaries (Based on National Average) | 2016 | 573      | 1,022            | 492           | 427     | 528      | 229             | -              |
|  | 2018 | 497      | 960              | 434           | 370     | 498      | 200             | -              |
|  | 2020 | 247      | 500              | 218           | 183     | 254      | 101             | -              |
| Ratio of Beneficiaries (Actual/Estimate)           | 2016 | 0.85     | 0.74             | 1.26          | 1.28    | 1.20     | 0.97            | -              |
|  | 2018 | 1.04     | 0.67             | 1.29          | 1.34    | 1.10     | 0.97            | -              |
|  | 2020 | 1.12     | 0.64             | 1.37          | 1.11    | 1.15     | 1.13            | -              |

Table 10.25a Maternity Benefit

| Regions, districts and localities | 2016  |              |              | 2018  |              |              | 2020  |              |              |
|-----------------------------------|-------|--------------|--------------|-------|--------------|--------------|-------|--------------|--------------|
|                                   | Males | Females      | Total        | Males | Females      | Total        | Males | Females      | Total        |
| <b>MALTA</b>                      | -     | <b>1,832</b> | <b>1,832</b> | -     | <b>1,578</b> | <b>1,578</b> | -     | <b>1,258</b> | <b>1,258</b> |
| <b>Malta</b>                      | -     | <b>1,728</b> | <b>1,728</b> | -     | <b>1,486</b> | <b>1,486</b> | -     | <b>1,187</b> | <b>1,187</b> |
| <b>Gozo and Comino</b>            | -     | <b>104</b>   | <b>104</b>   | -     | <b>92</b>    | <b>92</b>    | -     | <b>71</b>    | <b>71</b>    |
| <b>Southern Harbour</b>           | -     | <b>363</b>   | <b>363</b>   | -     | <b>299</b>   | <b>299</b>   | -     | <b>233</b>   | <b>233</b>   |
| Bormla                            | -     | 34           | 34           | -     | 25           | 25           | -     | 17           | 17           |
| Il-Fgura                          | -     | 49           | 49           | -     | 48           | 48           | -     | 30           | 30           |
| Floriana                          | -     | 7            | 7            | -     | 11           | 11           | -     | 5            | 5            |
| Hal Luqa                          | -     | 22           | 22           | -     | 10           | 10           | -     | 6            | 6            |
| Hal Tarxien                       | -     | 39           | 39           | -     | 20           | 20           | -     | 23           | 23           |
| Haż-Żabbar                        | -     | 70           | 70           | -     | 60           | 60           | -     | 47           | 47           |
| Il-Kalkara                        | -     | 13           | 13           | -     | 3            | 3            | -     | 10           | 10           |
| Il-Marsa                          | -     | 18           | 18           | -     | 33           | 33           | -     | 24           | 24           |
| Raħal Ġdid                        | -     | 24           | 24           | -     | 21           | 21           | -     | 24           | 24           |
| Santa Luċija                      | -     | 7            | 7            | -     | 5            | 5            | -     | 7            | 7            |
| L-Isla                            | -     | 16           | 16           | -     | 11           | 11           | -     | 8            | 8            |
| Valletta                          | -     | 42           | 42           | -     | 32           | 32           | -     | 18           | 18           |
| Il-Birgu                          | -     | 7            | 7            | -     | 5            | 5            | -     | 8            | 8            |
| Ix-Xghajra                        | -     | 15           | 15           | -     | 15           | 15           | -     | 6            | 6            |
| <b>Northern Harbour</b>           | -     | <b>522</b>   | <b>522</b>   | -     | <b>442</b>   | <b>442</b>   | -     | <b>336</b>   | <b>336</b>   |
| Birkirkara                        | -     | 111          | 111          | -     | 86           | 86           | -     | 79           | 79           |
| Il-Gżira                          | -     | 29           | 29           | -     | 24           | 24           | -     | 11           | 11           |
| Hal Qormi                         | -     | 78           | 78           | -     | 76           | 76           | -     | 56           | 56           |
| Il-Hamrun                         | -     | 42           | 42           | -     | 43           | 43           | -     | 24           | 24           |
| L-Imsida                          | -     | 38           | 38           | -     | 31           | 31           | -     | 21           | 21           |
| Pembroke                          | -     | 14           | 14           | -     | 17           | 17           | -     | 8            | 8            |
| San Ġwann                         | -     | 51           | 51           | -     | 29           | 29           | -     | 35           | 35           |
| Santa Venera                      | -     | 38           | 38           | -     | 35           | 35           | -     | 26           | 26           |
| San Ġiljan                        | -     | 20           | 20           | -     | 17           | 17           | -     | 12           | 12           |
| Is-Swieqi                         | -     | 26           | 26           | -     | 24           | 24           | -     | 24           | 24           |
| Ta' Xbiex                         | -     | 8            | 8            | -     | 5            | 5            | -     | 2            | 2            |
| Tal-Pietà                         | -     | 21           | 21           | -     | 21           | 21           | -     | 10           | 10           |
| Tas-Sliema                        | -     | 46           | 46           | -     | 34           | 34           | -     | 28           | 28           |
| <b>South Eastern</b>              | -     | <b>271</b>   | <b>271</b>   | -     | <b>271</b>   | <b>271</b>   | -     | <b>202</b>   | <b>202</b>   |
| Birżebbuġa                        | -     | 43           | 43           | -     | 31           | 31           | -     | 25           | 25           |
| Il-Gudja                          | -     | 14           | 14           | -     | 10           | 10           | -     | 6            | 6            |
| Hal Ghaxaq                        | -     | 25           | 25           | -     | 20           | 20           | -     | 17           | 17           |
| Hal Kirkop                        | -     | 10           | 10           | -     | 14           | 14           | -     | 7            | 7            |
| Hal Safi                          | -     | 5            | 5            | -     | 11           | 11           | -     | 5            | 5            |
| Marsaskala                        | -     | 64           | 64           | -     | 58           | 58           | -     | 50           | 50           |
| Marsaxlokk                        | -     | 8            | 8            | -     | 10           | 10           | -     | 9            | 9            |
| L-Imqabba                         | -     | 12           | 12           | -     | 10           | 10           | -     | 9            | 9            |
| Il-Qrendi                         | -     | 13           | 13           | -     | 4            | 4            | -     | 12           | 12           |
| Iż-Żejtun                         | -     | 45           | 45           | -     | 49           | 49           | -     | 42           | 42           |
| Iż-Żurrieq                        | -     | 32           | 32           | -     | 54           | 54           | -     | 20           | 20           |
| <b>Western</b>                    | -     | <b>203</b>   | <b>203</b>   | -     | <b>198</b>   | <b>198</b>   | -     | <b>150</b>   | <b>150</b>   |
| Had-Dingli                        | -     | 12           | 12           | -     | 15           | 15           | -     | 5            | 5            |
| Hal Balzan                        | -     | 11           | 11           | -     | 13           | 13           | -     | 7            | 7            |
| Hal Lija                          | -     | 6            | 6            | -     | 5            | 5            | -     | 6            | 6            |
| H'Attard                          | -     | 30           | 30           | -     | 29           | 29           | -     | 14           | 14           |
| Haż-Zebbuġ                        | -     | 46           | 46           | -     | 39           | 39           | -     | 48           | 48           |
| L-Iklin                           | -     | 11           | 11           | -     | 6            | 6            | -     | 7            | 7            |
| L-Imdina                          | -     | 1            | 1            | -     | -            | -            | -     | 1            | 1            |
| L-Imtarfa                         | -     | 8            | 8            | -     | 10           | 10           | -     | 5            | 5            |
| Ir-Rabat                          | -     | 47           | 47           | -     | 33           | 33           | -     | 30           | 30           |
| Is-Siġġiewi                       | -     | 31           | 31           | -     | 48           | 48           | -     | 27           | 27           |

Table 10.25a continued

| Regions, districts and localities | 2016  |            |            | 2018  |            |            | 2020  |            |            |
|-----------------------------------|-------|------------|------------|-------|------------|------------|-------|------------|------------|
|                                   | Males | Females    | Total      | Males | Females    | Total      | Males | Females    | Total      |
| <b>Northern</b>                   | -     | <b>369</b> | <b>369</b> | -     | <b>276</b> | <b>276</b> | -     | <b>266</b> | <b>266</b> |
| Hal Gharghur                      | -     | 17         | 17         | -     | 19         | 19         | -     | 14         | 14         |
| Il-Mellieħa                       | -     | 39         | 39         | -     | 26         | 26         | -     | 32         | 32         |
| L-Imġarr                          | -     | 22         | 22         | -     | 25         | 25         | -     | 16         | 16         |
| Il-Mosta                          | -     | 93         | 93         | -     | 71         | 71         | -     | 66         | 66         |
| In-Naxxar                         | -     | 54         | 54         | -     | 52         | 52         | -     | 40         | 40         |
| San Pawl Il-Baħar                 | -     | 144        | 144        | -     | 83         | 83         | -     | 98         | 98         |
| <b>Gozo and Comino</b>            | -     | <b>104</b> | <b>104</b> | -     | <b>92</b>  | <b>92</b>  | -     | <b>71</b>  | <b>71</b>  |
| Il-Fontana                        | -     | 2          | 2          | -     | 2          | 2          | -     | 1          | 1          |
| Għajnsielem and Comino            | -     | 6          | 6          | -     | 14         | 14         | -     | 7          | 7          |
| L-Għarb                           | -     | 7          | 7          | -     | 3          | 3          | -     | 2          | 2          |
| L-Għasri                          | -     | 1          | 1          | -     | 1          | 1          | -     | 1          | 1          |
| Il-Munxar                         | -     | 7          | 7          | -     | 2          | 2          | -     | 4          | 4          |
| In-Nadur                          | -     | 14         | 14         | -     | 6          | 6          | -     | 8          | 8          |
| Il-Qala                           | -     | 6          | 6          | -     | 4          | 4          | -     | 5          | 5          |
| San Lawrenz                       | -     | 2          | 2          | -     | 3          | 3          | -     | 2          | 2          |
| Ta' Kerċem                        | -     | 7          | 7          | -     | 3          | 3          | -     | 5          | 5          |
| Ta' Sannat                        | -     | 8          | 8          | -     | 6          | 6          | -     | 3          | 3          |
| Ir-Rabat                          | -     | 17         | 17         | -     | 18         | 18         | -     | 12         | 12         |
| Ix-Xagħra                         | -     | 10         | 10         | -     | 14         | 14         | -     | 7          | 7          |
| Ix-Xewkija                        | -     | 7          | 7          | -     | 5          | 5          | -     | 6          | 6          |
| Iż-Żebbuġ                         | -     | 10         | 10         | -     | 11         | 11         | -     | 8          | 8          |

Table 10.25b Maternity Benefit: regional analysis

|  |      | Southern | Northern Harbour | South Eastern | Western | Northern | Gozo and Comino | TOTAL          |
|--|------|----------|------------------|---------------|---------|----------|-----------------|----------------|
| Total Population                                   | 2016 | 80,664   | 143,773          | 69,187        | 60,131  | 74,336   | 32,206          | <b>460,297</b> |
|  | 2018 | 82,910   | 160,173          | 72,375        | 61,689  | 83,024   | 33,388          | <b>493,559</b> |
|  | 2020 | 84,901   | 171,606          | 74,831        | 62,927  | 87,272   | 34,563          | <b>516,100</b> |
| Total Beneficiaries                                | 2016 | 363      | 522              | 271           | 203     | 369      | 104             | <b>1,832</b>   |
|  | 2018 | 299      | 442              | 271           | 198     | 276      | 92              | <b>1,578</b>   |
|  | 2020 | 233      | 336              | 202           | 150     | 266      | 71              | <b>1,258</b>   |
| Total Expenditure (€'000s)                         | 2016 | 418      | 624              | 328           | 266     | 458      | 140             | <b>2,234</b>   |
|  | 2018 | 358      | 569              | 341           | 274     | 382      | 127             | <b>2,050</b>   |
|  | 2020 | 294      | 456              | 279           | 215     | 394      | 115             | <b>1,753</b>   |
| Actual Beneficiaries per 1,000 of Population       | 2016 | 4.5      | 3.6              | 3.9           | 3.4     | 5.0      | 3.2             | -              |
|  | 2018 | 3.6      | 2.8              | 3.7           | 3.2     | 3.3      | 2.8             | -              |
|  | 2020 | 2.7      | 2.0              | 2.7           | 2.4     | 3.0      | 2.1             | -              |
| Expected Beneficiaries (Based on National Average) | 2016 | 321      | 572              | 275           | 239     | 296      | 128             | -              |
|  | 2018 | 265      | 512              | 231           | 197     | 265      | 107             | -              |
|  | 2020 | 207      | 418              | 182           | 153     | 213      | 84              | -              |
| Ratio of Beneficiaries (Actual/Estimate)           | 2016 | 1.13     | 0.91             | 0.98          | 0.85    | 1.25     | 0.81            | -              |
|  | 2018 | 1.13     | 0.86             | 1.17          | 1.00    | 1.04     | 0.86            | -              |
|  | 2020 | 1.13     | 0.80             | 1.11          | 0.98    | 1.25     | 0.84            | -              |



Table 10.26a Maternity Leave Benefit

| Regions, districts and localities | 2016  |              |              | 2018     |              |              | 2020     |              |              |
|-----------------------------------|-------|--------------|--------------|----------|--------------|--------------|----------|--------------|--------------|
|                                   | Males | Females      | Total        | Males    | Females      | Total        | Males    | Females      | Total        |
| <b>MALTA</b>                      | -     | <b>1,760</b> | <b>1,760</b> | <b>5</b> | <b>1,958</b> | <b>1,963</b> | <b>1</b> | <b>2,179</b> | <b>2,180</b> |
| <b>Malta</b>                      | -     | <b>1,601</b> | <b>1,601</b> | <b>5</b> | <b>1,811</b> | <b>1,816</b> | <b>1</b> | <b>1,999</b> | <b>2,000</b> |
| <b>Gozo and Comino</b>            | -     | <b>159</b>   | <b>159</b>   | -        | <b>147</b>   | <b>147</b>   | -        | <b>180</b>   | <b>180</b>   |
| <b>Southern Harbour</b>           | -     | <b>258</b>   | <b>258</b>   | <b>1</b> | <b>303</b>   | <b>304</b>   | -        | <b>318</b>   | <b>318</b>   |
| Bormla                            | -     | 8            | 8            | -        | 11           | 11           | -        | 9            | 9            |
| Il-Fgura                          | -     | 45           | 45           | 1        | 52           | 53           | -        | 60           | 60           |
| Floriana                          | -     | 2            | 2            | -        | 2            | 2            | -        | 4            | 4            |
| Hal Luqa                          | -     | 25           | 25           | -        | 30           | 30           | -        | 28           | 28           |
| Hal Tarxien                       | -     | 40           | 40           | -        | 44           | 44           | -        | 47           | 47           |
| Haż-Żabbar                        | -     | 76           | 76           | -        | 83           | 83           | -        | 74           | 74           |
| Il-Kalkara                        | -     | 13           | 13           | -        | 5            | 5            | -        | 8            | 8            |
| Il-Marsa                          | -     | 9            | 9            | -        | 9            | 9            | -        | 10           | 10           |
| Rahal Ġdid                        | -     | 16           | 16           | -        | 23           | 23           | -        | 38           | 38           |
| Santa Luċija                      | -     | 2            | 2            | -        | 10           | 10           | -        | 6            | 6            |
| L-Isla                            | -     | 5            | 5            | -        | 3            | 3            | -        | 6            | 6            |
| Valletta                          | -     | 7            | 7            | -        | 13           | 13           | -        | 12           | 12           |
| Il-Birgu                          | -     | 4            | 4            | -        | 5            | 5            | -        | 1            | 1            |
| Ix-Xghajra                        | -     | 6            | 6            | -        | 13           | 13           | -        | 15           | 15           |
| <b>Northern Harbour</b>           | -     | <b>425</b>   | <b>425</b>   | <b>1</b> | <b>442</b>   | <b>443</b>   | -        | <b>565</b>   | <b>565</b>   |
| Birkirkara                        | -     | 100          | 100          | -        | 101          | 101          | -        | 132          | 132          |
| Il-Gżira                          | -     | 15           | 15           | -        | 15           | 15           | -        | 29           | 29           |
| Hal Qormi                         | -     | 62           | 62           | 1        | 63           | 64           | -        | 64           | 64           |
| Il-Hamrun                         | -     | 17           | 17           | -        | 22           | 22           | -        | 39           | 39           |
| L-Imsida                          | -     | 13           | 13           | -        | 41           | 41           | -        | 57           | 57           |
| Pembroke                          | -     | 10           | 10           | -        | 13           | 13           | -        | 6            | 6            |
| San Ġwann                         | -     | 34           | 34           | -        | 37           | 37           | -        | 40           | 40           |
| Santa Venera                      | -     | 28           | 28           | -        | 38           | 38           | -        | 48           | 48           |
| San Ġiljan                        | -     | 31           | 31           | -        | 22           | 22           | -        | 24           | 24           |
| Is-Swieqi                         | -     | 48           | 48           | -        | 38           | 38           | -        | 46           | 46           |
| Ta' Xbiex                         | -     | 6            | 6            | -        | 3            | 3            | -        | 5            | 5            |
| Tal-Pietà                         | -     | 18           | 18           | -        | 17           | 17           | -        | 26           | 26           |
| Tas-Sliema                        | -     | 43           | 43           | -        | 32           | 32           | -        | 49           | 49           |
| <b>South Eastern</b>              | -     | <b>319</b>   | <b>319</b>   | <b>2</b> | <b>363</b>   | <b>365</b>   | -        | <b>362</b>   | <b>362</b>   |
| Birżebbuġa                        | -     | 32           | 32           | -        | 30           | 30           | -        | 33           | 33           |
| Il-Gudja                          | -     | 15           | 15           | -        | 20           | 20           | -        | 20           | 20           |
| Hal Ghaxaq                        | -     | 28           | 28           | -        | 30           | 30           | -        | 34           | 34           |
| Hal Kirkop                        | -     | 12           | 12           | -        | 10           | 10           | -        | 15           | 15           |
| Hal Safi                          | -     | 8            | 8            | -        | 13           | 13           | -        | 15           | 15           |
| Marsaskala                        | -     | 64           | 64           | -        | 78           | 78           | -        | 70           | 70           |
| Marsaxlokk                        | -     | 13           | 13           | -        | 12           | 12           | -        | 13           | 13           |
| L-Imqabba                         | -     | 22           | 22           | -        | 17           | 17           | -        | 13           | 13           |
| Il-Qrendi                         | -     | 8            | 8            | -        | 18           | 18           | -        | 19           | 19           |
| Iż-Żejtun                         | -     | 38           | 38           | 1        | 67           | 68           | -        | 67           | 67           |
| Iż-Żurrieq                        | -     | 79           | 79           | 1        | 68           | 69           | -        | 63           | 63           |
| <b>Western</b>                    | -     | <b>270</b>   | <b>270</b>   | <b>1</b> | <b>285</b>   | <b>286</b>   | <b>1</b> | <b>323</b>   | <b>324</b>   |
| Had-Dingli                        | -     | 17           | 17           | -        | 27           | 27           | -        | 20           | 20           |
| Hal Balzan                        | -     | 12           | 12           | -        | 23           | 23           | -        | 26           | 26           |
| Hal Lija                          | -     | 8            | 8            | -        | 12           | 12           | -        | 13           | 13           |
| H'Attard                          | -     | 58           | 58           | 1        | 51           | 52           | -        | 79           | 79           |
| Haż-Zebbuġ                        | -     | 74           | 74           | -        | 56           | 56           | -        | 63           | 63           |
| L-Iklin                           | -     | 11           | 11           | -        | 15           | 15           | -        | 16           | 16           |
| L-Imdina                          | -     | -            | -            | -        | 1            | 1            | -        | -            | -            |
| L-Imtarfa                         | -     | 8            | 8            | -        | 10           | 10           | -        | 7            | 7            |
| Ir-Rabat                          | -     | 33           | 33           | -        | 40           | 40           | -        | 47           | 47           |
| Is-Siġġiewi                       | -     | 49           | 49           | -        | 50           | 50           | 1        | 52           | 53           |

Table 10.26a continued

| Regions, districts and localities | 2016  |            |            | 2018  |            |            | 2020  |            |            |
|-----------------------------------|-------|------------|------------|-------|------------|------------|-------|------------|------------|
|                                   | Males | Females    | Total      | Males | Females    | Total      | Males | Females    | Total      |
| <b>Northern</b>                   | -     | <b>329</b> | <b>329</b> | -     | <b>418</b> | <b>418</b> | -     | <b>431</b> | <b>431</b> |
| Hal Gharghur                      | -     | 15         | 15         | -     | 26         | 26         | -     | 19         | 19         |
| Il-Mellieħa                       | -     | 38         | 38         | -     | 46         | 46         | -     | 36         | 36         |
| L-Imġarr                          | -     | 27         | 27         | -     | 29         | 29         | -     | 27         | 27         |
| Il-Mosta                          | -     | 113        | 113        | -     | 130        | 130        | -     | 137        | 137        |
| In-Naxxar                         | -     | 58         | 58         | -     | 77         | 77         | -     | 66         | 66         |
| San Pawl Il-Baħar                 | -     | 78         | 78         | -     | 110        | 110        | -     | 146        | 146        |
| <b>Gozo and Comino</b>            | -     | <b>159</b> | <b>159</b> | -     | <b>147</b> | <b>147</b> | -     | <b>180</b> | <b>180</b> |
| Il-Fontana                        | -     | -          | -          | -     | 4          | 4          | -     | 8          | 8          |
| Għajnsielem                       | -     | 16         | 16         | -     | 18         | 18         | -     | 13         | 13         |
| and Comino                        | -     | 3          | 3          | -     | 8          | 8          | -     | 9          | 9          |
| L-Għarb                           | -     | -          | -          | -     | 1          | 1          | -     | 3          | 3          |
| L-Għasri                          | -     | 4          | 4          | -     | 4          | 4          | -     | 7          | 7          |
| Il-Munxar                         | -     | 18         | 18         | -     | 16         | 16         | -     | 17         | 17         |
| In-Nadur                          | -     | 8          | 8          | -     | 8          | 8          | -     | 13         | 13         |
| Il-Qala                           | -     | 3          | 3          | -     | -          | -          | -     | 3          | 3          |
| San Lawrenz                       | -     | 8          | 8          | -     | 12         | 12         | -     | 7          | 7          |
| Ta' Kerċem                        | -     | 9          | 9          | -     | 7          | 7          | -     | 10         | 10         |
| Ta' Sannat                        | -     | 35         | 35         | -     | 31         | 31         | -     | 26         | 26         |
| Ir-Rabat                          | -     | 24         | 24         | -     | 21         | 21         | -     | 33         | 33         |
| Ix-Xagħra                         | -     | 18         | 18         | -     | 13         | 13         | -     | 22         | 22         |
| Ix-Xewkija                        | -     | 13         | 13         | -     | 4          | 4          | -     | 9          | 9          |
| Iż-Żebbuġ                         | -     | -          | -          | -     | -          | -          | -     | -          | -          |

Table 10.26b Maternity Leave Benefit: regional analysis

|  |      | Southern | Northern Harbour | South Eastern | Western | Northern | Gozo and Comino | TOTAL          |
|--|------|----------|------------------|---------------|---------|----------|-----------------|----------------|
| Total Population                                   | 2016 | 80,664   | 143,773          | 69,187        | 60,131  | 74,336   | 32,206          | <b>460,297</b> |
|  | 2018 | 82,910   | 160,173          | 72,375        | 61,689  | 83,024   | 33,388          | <b>493,559</b> |
|  | 2020 | 84,901   | 171,606          | 74,831        | 62,927  | 87,272   | 34,563          | <b>516,100</b> |
| Total Beneficiaries                                | 2016 | 258      | 425              | 319           | 270     | 329      | 159             | <b>1,760</b>   |
|  | 2018 | 304      | 443              | 365           | 286     | 418      | 147             | <b>1,963</b>   |
|  | 2020 | 318      | 565              | 362           | 324     | 431      | 180             | <b>2,180</b>   |
| Total Expenditure (€'000s)                         | 2016 | 172      | 284              | 213           | 180     | 218      | 105             | <b>1,172</b>   |
|  | 2018 | 208      | 304              | 250           | 196     | 286      | 99              | <b>1,342</b>   |
|  | 2020 | 227      | 401              | 255           | 231     | 306      | 127             | <b>1,547</b>   |
| Actual Beneficiaries per 1,000 of Population       | 2016 | 3.2      | 3.0              | 4.6           | 4.5     | 4.4      | 4.9             | -              |
|  | 2018 | 3.7      | 2.8              | 5.0           | 4.6     | 5.0      | 4.4             | -              |
|  | 2020 | 3.7      | 3.3              | 4.8           | 5.1     | 4.9      | 5.2             | -              |
| Expected Beneficiaries (Based on National Average) | 2016 | 308      | 550              | 265           | 230     | 284      | 123             | -              |
|  | 2018 | 330      | 637              | 288           | 245     | 330      | 133             | -              |
|  | 2020 | 359      | 725              | 316           | 266     | 369      | 146             | -              |
| Ratio of Beneficiaries (Actual/Estimate)           | 2016 | 0.84     | 0.77             | 1.21          | 1.17    | 1.16     | 1.29            | -              |
|  | 2018 | 0.92     | 0.70             | 1.27          | 1.17    | 1.27     | 1.11            | -              |
|  | 2020 | 0.89     | 0.78             | 1.15          | 1.22    | 1.17     | 1.23            | -              |

Table 10.27a Re-marriage Gratuity

| Regions, districts and localities | 2016      |           |           | 2018  |         |       | 2020  |         |       |
|-----------------------------------|-----------|-----------|-----------|-------|---------|-------|-------|---------|-------|
|                                   | Males     | Females   | Total     | Males | Females | Total | Males | Females | Total |
| <b>MALTA</b>                      | <b>12</b> | <b>79</b> | <b>91</b> | -     | -       | -     | -     | -       | -     |
| <b>Malta</b>                      | <b>12</b> | <b>66</b> | <b>78</b> | -     | -       | -     | -     | -       | -     |
| <b>Gozo and Comino</b>            | -         | <b>13</b> | <b>13</b> | -     | -       | -     | -     | -       | -     |
| <b>Southern Harbour</b>           | <b>2</b>  | <b>13</b> | <b>15</b> | -     | -       | -     | -     | -       | -     |
| Bormla                            | -         | 1         | 1         | -     | -       | -     | -     | -       | -     |
| Il-Fgura                          | -         | 2         | 2         | -     | -       | -     | -     | -       | -     |
| Floriana                          | -         | -         | -         | -     | -       | -     | -     | -       | -     |
| Hal Luqa                          | -         | 2         | 2         | -     | -       | -     | -     | -       | -     |
| Hal Tarxien                       | -         | 1         | 1         | -     | -       | -     | -     | -       | -     |
| Haż-Żabbar                        | 1         | 3         | 4         | -     | -       | -     | -     | -       | -     |
| Il-Kalkara                        | -         | -         | -         | -     | -       | -     | -     | -       | -     |
| Il-Marsa                          | -         | -         | -         | -     | -       | -     | -     | -       | -     |
| Rahal Ġdid                        | 1         | -         | 1         | -     | -       | -     | -     | -       | -     |
| Santa Luċija                      | -         | 2         | 2         | -     | -       | -     | -     | -       | -     |
| L-Isla                            | -         | 2         | 2         | -     | -       | -     | -     | -       | -     |
| Valletta                          | -         | -         | -         | -     | -       | -     | -     | -       | -     |
| Il-Birgu                          | -         | -         | -         | -     | -       | -     | -     | -       | -     |
| Ix-Xghajra                        | -         | -         | -         | -     | -       | -     | -     | -       | -     |
| <b>Northern Harbour</b>           | <b>3</b>  | <b>21</b> | <b>24</b> | -     | -       | -     | -     | -       | -     |
| Birkirkara                        | 1         | 1         | 2         | -     | -       | -     | -     | -       | -     |
| Il-Gżira                          | -         | 1         | 1         | -     | -       | -     | -     | -       | -     |
| Hal Qormi                         | -         | 2         | 2         | -     | -       | -     | -     | -       | -     |
| Il-Hamrun                         | -         | 2         | 2         | -     | -       | -     | -     | -       | -     |
| L-Imsida                          | -         | 2         | 2         | -     | -       | -     | -     | -       | -     |
| Pembroke                          | -         | 1         | 1         | -     | -       | -     | -     | -       | -     |
| San Ġwann                         | 1         | 3         | 4         | -     | -       | -     | -     | -       | -     |
| Santa Venera                      | -         | -         | -         | -     | -       | -     | -     | -       | -     |
| San Ġiljan                        | -         | 2         | 2         | -     | -       | -     | -     | -       | -     |
| Is-Swieqi                         | -         | 2         | 2         | -     | -       | -     | -     | -       | -     |
| Ta' Xbiex                         | 1         | 1         | 2         | -     | -       | -     | -     | -       | -     |
| Tal-Pietà                         | -         | 1         | 1         | -     | -       | -     | -     | -       | -     |
| Tas-Sliema                        | -         | 3         | 3         | -     | -       | -     | -     | -       | -     |
| <b>South Eastern</b>              | <b>1</b>  | <b>9</b>  | <b>10</b> | -     | -       | -     | -     | -       | -     |
| Birżebbuġa                        | -         | 2         | 2         | -     | -       | -     | -     | -       | -     |
| Il-Gudja                          | -         | 1         | 1         | -     | -       | -     | -     | -       | -     |
| Hal Ghaxaq                        | 1         | 1         | 2         | -     | -       | -     | -     | -       | -     |
| Hal Kirkop                        | -         | -         | -         | -     | -       | -     | -     | -       | -     |
| Hal Safi                          | -         | 1         | 1         | -     | -       | -     | -     | -       | -     |
| Marsaskala                        | -         | 1         | 1         | -     | -       | -     | -     | -       | -     |
| Marsaxlokk                        | -         | -         | -         | -     | -       | -     | -     | -       | -     |
| L-Imqabba                         | -         | -         | -         | -     | -       | -     | -     | -       | -     |
| Il-Qrendi                         | -         | 2         | 2         | -     | -       | -     | -     | -       | -     |
| Iż-Żejtun                         | -         | -         | -         | -     | -       | -     | -     | -       | -     |
| Iż-Żurrieq                        | -         | 1         | 1         | -     | -       | -     | -     | -       | -     |
| <b>Western</b>                    | <b>1</b>  | <b>7</b>  | <b>8</b>  | -     | -       | -     | -     | -       | -     |
| Had-Dingli                        | -         | 1         | 1         | -     | -       | -     | -     | -       | -     |
| Hal Balzan                        | -         | -         | -         | -     | -       | -     | -     | -       | -     |
| Hal Lija                          | -         | -         | -         | -     | -       | -     | -     | -       | -     |
| H'Attard                          | 1         | -         | 1         | -     | -       | -     | -     | -       | -     |
| Haż-Zebbuġ                        | -         | 2         | 2         | -     | -       | -     | -     | -       | -     |
| L-Iklin                           | -         | -         | -         | -     | -       | -     | -     | -       | -     |
| L-Imdina                          | -         | -         | -         | -     | -       | -     | -     | -       | -     |
| L-Imtarfa                         | -         | -         | -         | -     | -       | -     | -     | -       | -     |
| Ir-Rabat                          | -         | 3         | 3         | -     | -       | -     | -     | -       | -     |
| Is-Siġġiewi                       | -         | 1         | 1         | -     | -       | -     | -     | -       | -     |

Table 10.27a continued

| Regions, districts and localities | 2016     |           |           | 2018  |         |       | 2020  |         |       |
|-----------------------------------|----------|-----------|-----------|-------|---------|-------|-------|---------|-------|
|                                   | Males    | Females   | Total     | Males | Females | Total | Males | Females | Total |
| <b>Northern</b>                   | <b>5</b> | <b>16</b> | <b>21</b> | -     | -       | -     | -     | -       | -     |
| Hal Gharghur                      | 1        | 2         | 3         | -     | -       | -     | -     | -       | -     |
| Il-Mellieħa                       | 1        | -         | 1         | -     | -       | -     | -     | -       | -     |
| L-Imġarr                          | -        | 2         | 2         | -     | -       | -     | -     | -       | -     |
| Il-Mosta                          | 1        | 4         | 5         | -     | -       | -     | -     | -       | -     |
| In-Naxxar                         | 1        | 4         | 5         | -     | -       | -     | -     | -       | -     |
| San Pawl Il-Baħar                 | 1        | 4         | 5         | -     | -       | -     | -     | -       | -     |
| <b>Gozo and Comino</b>            | -        | <b>13</b> | <b>13</b> | -     | -       | -     | -     | -       | -     |
| Il-Fontana                        | -        | 1         | 1         | -     | -       | -     | -     | -       | -     |
| Għajnsielem and Comino            | -        | 2         | 2         | -     | -       | -     | -     | -       | -     |
| L-Għarb                           | -        | -         | -         | -     | -       | -     | -     | -       | -     |
| L-Għasri                          | -        | -         | -         | -     | -       | -     | -     | -       | -     |
| Il-Munxar                         | -        | 1         | 1         | -     | -       | -     | -     | -       | -     |
| In-Nadur                          | -        | 1         | 1         | -     | -       | -     | -     | -       | -     |
| Il-Qala                           | -        | 2         | 2         | -     | -       | -     | -     | -       | -     |
| San Lawrenz                       | -        | -         | -         | -     | -       | -     | -     | -       | -     |
| Ta' Kerċem                        | -        | -         | -         | -     | -       | -     | -     | -       | -     |
| Ta' Sannat                        | -        | 1         | 1         | -     | -       | -     | -     | -       | -     |
| Ir-Rabat                          | -        | 3         | 3         | -     | -       | -     | -     | -       | -     |
| Ix-Xagħra                         | -        | 1         | 1         | -     | -       | -     | -     | -       | -     |
| Ix-Xewkija                        | -        | -         | -         | -     | -       | -     | -     | -       | -     |
| Iż-Żebbuġ                         | -        | 1         | 1         | -     | -       | -     | -     | -       | -     |

Table 10.27b Re-marriage Gratuity: regional analysis

|  |      | Southern | Northern Harbour | South Eastern | Western | Northern | Gozo and Comino | TOTAL          |
|--|------|----------|------------------|---------------|---------|----------|-----------------|----------------|
| Total Population                                   | 2016 | 80,664   | 143,773          | 69,187        | 60,131  | 74,336   | 32,206          | <b>460,297</b> |
|  | 2018 | 82,910   | 160,173          | 72,375        | 61,689  | 83,024   | 33,388          | <b>493,559</b> |
|  | 2020 | 84,901   | 171,606          | 74,831        | 62,927  | 87,272   | 34,563          | <b>516,100</b> |
| Total Beneficiaries                                | 2016 | 15       | 24               | 10            | 8       | 21       | 13              | <b>91</b>      |
|  | 2018 | -        | -                | -             | -       | -        | -               | -              |
|  | 2020 | -        | -                | -             | -       | -        | -               | -              |
| Total Expenditure (€'000s)                         | 2016 | 111      | 127              | 60            | 52      | 128      | 79              | <b>558</b>     |
|  | 2018 | -        | -                | -             | -       | -        | -               | -              |
|  | 2020 | -        | -                | -             | -       | -        | -               | -              |
| Actual Beneficiaries per 1,000 of Population       | 2016 | 0.2      | 0.2              | 0.1           | 0.1     | 0.3      | 0.4             | -              |
|  | 2018 | -        | -                | -             | -       | -        | -               | -              |
|  | 2020 | -        | -                | -             | -       | -        | -               | -              |
| Expected Beneficiaries (Based on National Average) | 2016 | 16       | 28               | 14            | 12      | 15       | 6               | -              |
|  | 2018 | -        | -                | -             | -       | -        | -               | -              |
|  | 2020 | -        | -                | -             | -       | -        | -               | -              |
| Ratio of Beneficiaries (Actual/Estimate)           | 2016 | 0.94     | 0.84             | 0.73          | 0.67    | 1.43     | 2.04            | -              |
|  | 2018 | -        | -                | -             | -       | -        | -               | -              |
|  | 2020 | -        | -                | -             | -       | -        | -               | -              |

Table 10.28a Sickness Benefit

| Regions, districts and localities | 2016          |              |               | 2018          |              |               | 2020          |              |               |
|-----------------------------------|---------------|--------------|---------------|---------------|--------------|---------------|---------------|--------------|---------------|
|                                   | Males         | Females      | Total         | Males         | Females      | Total         | Males         | Females      | Total         |
| <b>MALTA</b>                      | <b>12,927</b> | <b>7,450</b> | <b>20,377</b> | <b>12,352</b> | <b>8,014</b> | <b>20,366</b> | <b>10,653</b> | <b>7,763</b> | <b>18,416</b> |
| <b>Malta</b>                      | <b>12,001</b> | <b>6,971</b> | <b>18,972</b> | <b>11,581</b> | <b>7,470</b> | <b>19,051</b> | <b>9,864</b>  | <b>7,212</b> | <b>17,076</b> |
| <b>Gozo and Comino</b>            | <b>926</b>    | <b>479</b>   | <b>1,405</b>  | <b>771</b>    | <b>544</b>   | <b>1,315</b>  | <b>789</b>    | <b>551</b>   | <b>1,340</b>  |
| <b>Southern Harbour</b>           | <b>2,481</b>  | <b>1,403</b> | <b>3,884</b>  | <b>2,481</b>  | <b>1,453</b> | <b>3,934</b>  | <b>2,027</b>  | <b>1,485</b> | <b>3,512</b>  |
| Bormla                            | 130           | 63           | 193           | 132           | 76           | 208           | 126           | 74           | 200           |
| Il-Fgura                          | 414           | 252          | 666           | 385           | 250          | 635           | 296           | 253          | 549           |
| Floriana                          | 37            | 24           | 61            | 40            | 31           | 71            | 33            | 21           | 54            |
| Hal Luqa                          | 187           | 93           | 280           | 183           | 106          | 289           | 151           | 114          | 265           |
| Hal Tarxien                       | 263           | 159          | 422           | 279           | 161          | 440           | 202           | 194          | 396           |
| Haż-Zabbar                        | 568           | 338          | 906           | 597           | 354          | 951           | 493           | 337          | 830           |
| Il-Kalkara                        | 101           | 49           | 150           | 85            | 51           | 136           | 70            | 52           | 122           |
| Il-Marsa                          | 154           | 60           | 214           | 125           | 74           | 199           | 123           | 62           | 185           |
| Rahal Ġdid                        | 223           | 138          | 361           | 230           | 135          | 365           | 186           | 170          | 356           |
| Santa Luċija                      | 76            | 54           | 130           | 93            | 53           | 146           | 65            | 49           | 114           |
| L-Isla                            | 65            | 51           | 116           | 78            | 36           | 114           | 67            | 37           | 104           |
| Valletta                          | 128           | 50           | 178           | 134           | 49           | 183           | 129           | 55           | 184           |
| Il-Birgu                          | 66            | 40           | 106           | 54            | 37           | 91            | 36            | 37           | 73            |
| Ix-Xghajra                        | 69            | 32           | 101           | 66            | 40           | 106           | 50            | 30           | 80            |
| <b>Northern Harbour</b>           | <b>3,233</b>  | <b>1,902</b> | <b>5,135</b>  | <b>3,155</b>  | <b>2,045</b> | <b>5,200</b>  | <b>2,524</b>  | <b>1,956</b> | <b>4,480</b>  |
| Birkirkara                        | 712           | 405          | 1,117         | 683           | 437          | 1,120         | 571           | 395          | 966           |
| Il-Gzira                          | 157           | 98           | 255           | 127           | 93           | 220           | 97            | 113          | 210           |
| Hal Qormi                         | 718           | 297          | 1,015         | 701           | 337          | 1,038         | 568           | 340          | 908           |
| Il-Hamrun                         | 285           | 140          | 425           | 278           | 169          | 447           | 255           | 182          | 437           |
| L-Imsida                          | 214           | 137          | 351           | 205           | 124          | 329           | 182           | 147          | 329           |
| Pembroke                          | 85            | 69           | 154           | 98            | 73           | 171           | 72            | 53           | 125           |
| San Ġwann                         | 322           | 201          | 523           | 338           | 217          | 555           | 216           | 171          | 387           |
| Santa Venera                      | 208           | 131          | 339           | 226           | 151          | 377           | 189           | 147          | 336           |
| San Ġiljan                        | 115           | 100          | 215           | 111           | 88           | 199           | 80            | 87           | 167           |
| Is-Swieqi                         | 126           | 92           | 218           | 113           | 123          | 236           | 78            | 100          | 178           |
| Ta' Xbiex                         | 26            | 23           | 49            | 24            | 24           | 48            | 18            | 19           | 37            |
| Tal-Pietà                         | 88            | 60           | 148           | 93            | 67           | 160           | 76            | 69           | 145           |
| Tas-Sliema                        | 177           | 149          | 326           | 158           | 142          | 300           | 122           | 133          | 255           |
| <b>South Eastern</b>              | <b>2,376</b>  | <b>1,323</b> | <b>3,699</b>  | <b>2,327</b>  | <b>1,470</b> | <b>3,797</b>  | <b>2,133</b>  | <b>1,466</b> | <b>3,599</b>  |
| Birżebbuġa                        | 305           | 158          | 463           | 331           | 163          | 494           | 290           | 182          | 472           |
| Il-Gudja                          | 132           | 87           | 219           | 127           | 86           | 213           | 112           | 81           | 193           |
| Hal Ghaxaq                        | 196           | 97           | 293           | 169           | 111          | 280           | 136           | 116          | 252           |
| Hal Kirkop                        | 98            | 59           | 157           | 92            | 56           | 148           | 92            | 58           | 150           |
| Hal Safi                          | 79            | 41           | 120           | 73            | 58           | 131           | 83            | 40           | 123           |
| Marsaskala                        | 354           | 236          | 590           | 374           | 272          | 646           | 306           | 267          | 573           |
| Marsaxlokk                        | 136           | 54           | 190           | 116           | 83           | 199           | 126           | 72           | 198           |
| L-Imqabba                         | 119           | 61           | 180           | 110           | 77           | 187           | 110           | 69           | 179           |
| Il-Qrendi                         | 106           | 55           | 161           | 116           | 62           | 178           | 98            | 60           | 158           |
| Iż-Żejtun                         | 436           | 230          | 666           | 401           | 234          | 635           | 372           | 238          | 610           |
| Iż-Żurrieq                        | 415           | 245          | 660           | 418           | 268          | 686           | 408           | 283          | 691           |
| <b>Western</b>                    | <b>1,960</b>  | <b>1,133</b> | <b>3,093</b>  | <b>1,767</b>  | <b>1,195</b> | <b>2,962</b>  | <b>1,515</b>  | <b>1,089</b> | <b>2,604</b>  |
| Had-Dingli                        | 161           | 80           | 241           | 146           | 91           | 237           | 134           | 75           | 209           |
| Hal Balzan                        | 57            | 73           | 130           | 52            | 67           | 119           | 41            | 58           | 99            |
| Hal Lija                          | 72            | 37           | 109           | 63            | 40           | 103           | 51            | 33           | 84            |
| H'Attard                          | 254           | 174          | 428           | 223           | 197          | 420           | 174           | 168          | 342           |
| Haż-Zebbuġ                        | 495           | 220          | 715           | 454           | 241          | 695           | 395           | 239          | 634           |
| L-Iklin                           | 95            | 54           | 149           | 96            | 64           | 160           | 60            | 41           | 101           |
| L-Imdina                          | 4             | 2            | 6             | 1             | 2            | 3             | 1             | 3            | 4             |
| L-Imtarfa                         | 99            | 66           | 165           | 97            | 58           | 155           | 82            | 58           | 140           |
| Ir-Rabat                          | 423           | 233          | 656           | 352           | 233          | 585           | 336           | 226          | 562           |
| Is-Siġġiewi                       | 300           | 194          | 494           | 283           | 202          | 485           | 241           | 188          | 429           |

Table 10.28a continued

| Regions, districts and localities | 2016         |              |              | 2018         |              |              | 2020         |              |              |
|-----------------------------------|--------------|--------------|--------------|--------------|--------------|--------------|--------------|--------------|--------------|
|                                   | Males        | Females      | Total        | Males        | Females      | Total        | Males        | Females      | Total        |
| <b>Northern</b>                   | <b>1,951</b> | <b>1,210</b> | <b>3,161</b> | <b>1,851</b> | <b>1,307</b> | <b>3,158</b> | <b>1,665</b> | <b>1,216</b> | <b>2,881</b> |
| Hal Gharghur                      | 101          | 47           | 148          | 74           | 34           | 108          | 81           | 33           | 114          |
| Il-Mellieħa                       | 261          | 137          | 398          | 229          | 158          | 387          | 224          | 179          | 403          |
| L-Imġarr                          | 129          | 64           | 193          | 117          | 81           | 198          | 110          | 64           | 174          |
| Il-Mosta                          | 607          | 391          | 998          | 619          | 395          | 1,014        | 502          | 376          | 878          |
| In-Naxxar                         | 403          | 241          | 644          | 354          | 282          | 636          | 330          | 195          | 525          |
| San Pawl Il-Baħar                 | 450          | 330          | 780          | 458          | 357          | 815          | 418          | 369          | 787          |
| <b>Gozo and Comino</b>            | <b>926</b>   | <b>479</b>   | <b>1,405</b> | <b>771</b>   | <b>544</b>   | <b>1,315</b> | <b>789</b>   | <b>551</b>   | <b>1,340</b> |
| Il-Fontana                        | 15           | 11           | 26           | 14           | 13           | 27           | 20           | 21           | 41           |
| Għajnsielem                       | 93           | 43           | 136          | 86           | 41           | 127          | 73           | 52           | 125          |
| L-Għarb                           | 33           | 15           | 48           | 27           | 10           | 37           | 35           | 20           | 55           |
| L-Għasri                          | 15           | 7            | 22           | 13           | 9            | 22           | 5            | 4            | 9            |
| Il-Munxar                         | 34           | 21           | 55           | 20           | 21           | 41           | 36           | 18           | 54           |
| In-Nadur                          | 110          | 50           | 160          | 98           | 68           | 166          | 107          | 55           | 162          |
| Il-Qala                           | 71           | 27           | 98           | 42           | 36           | 78           | 46           | 24           | 70           |
| San Lawrenz                       | 18           | 13           | 31           | 13           | 14           | 27           | 13           | 13           | 26           |
| Ta' Kerċem                        | 50           | 16           | 66           | 44           | 27           | 71           | 45           | 29           | 74           |
| Ta' Sannat                        | 62           | 40           | 102          | 49           | 41           | 90           | 43           | 52           | 95           |
| Ir-Rabat                          | 133          | 94           | 227          | 117          | 99           | 216          | 118          | 91           | 209          |
| Ix-Xagħra                         | 122          | 68           | 190          | 107          | 85           | 192          | 110          | 90           | 200          |
| Ix-Xewkija                        | 123          | 45           | 168          | 92           | 51           | 143          | 88           | 42           | 130          |
| Iż-Żebbuġ                         | 47           | 29           | 76           | 49           | 29           | 78           | 50           | 40           | 90           |

Table 10.28b Sickness Benefit: regional analysis

|  |      | Southern | Northern Harbour | South Eastern | Western | Northern | Gozo and Comino | TOTAL          |
|--|------|----------|------------------|---------------|---------|----------|-----------------|----------------|
| Total Population                                   | 2016 | 80,664   | 143,773          | 69,187        | 60,131  | 74,336   | 32,206          | <b>460,297</b> |
|  | 2018 | 82,910   | 160,173          | 72,375        | 61,689  | 83,024   | 33,388          | <b>493,559</b> |
|  | 2020 | 84,901   | 171,606          | 74,831        | 62,927  | 87,272   | 34,563          | <b>516,100</b> |
| Total Beneficiaries                                | 2016 | 3,884    | 5,135            | 3,699         | 3,093   | 3,161    | 1,405           | <b>20,377</b>  |
|  | 2018 | 3,934    | 5,200            | 3,797         | 2,962   | 3,158    | 1,315           | <b>20,366</b>  |
|  | 2020 | 3,512    | 4,480            | 3,599         | 2,604   | 2,881    | 1,340           | <b>18,416</b>  |
| Total Expenditure (€'000s)                         | 2016 | 1,134    | 1,602            | 1,018         | 913     | 944      | 587             | <b>6,198</b>   |
|  | 2018 | 961      | 1,399            | 993           | 798     | 825      | 510             | <b>5,485</b>   |
|  | 2020 | 864      | 1,285            | 1,075         | 753     | 876      | 556             | <b>5,407</b>   |
| Actual Beneficiaries per 1,000 of Population       | 2016 | 48.2     | 35.7             | 53.5          | 51.4    | 42.5     | 43.6            | -              |
|  | 2018 | 47.4     | 32.5             | 52.5          | 48.0    | 38.0     | 39.4            | -              |
|  | 2020 | 41.4     | 26.1             | 48.1          | 41.4    | 33.0     | 38.8            | -              |
| Expected Beneficiaries (Based on National Average) | 2016 | 3,571    | 6,365            | 3,063         | 2,662   | 3,291    | 1,426           | -              |
|  | 2018 | 3,421    | 6,609            | 2,986         | 2,546   | 3,426    | 1,378           | -              |
|  | 2020 | 3,030    | 6,123            | 2,670         | 2,245   | 3,114    | 1,233           | -              |
| Ratio of Beneficiaries (Actual/Estimate)           | 2016 | 1.09     | 0.81             | 1.21          | 1.16    | 0.96     | 0.99            | -              |
|  | 2018 | 1.15     | 0.79             | 1.27          | 1.16    | 0.92     | 0.95            | -              |
|  | 2020 | 1.16     | 0.73             | 1.35          | 1.16    | 0.93     | 1.09            | -              |

Table 10.29a Special Unemployment Benefit

| Regions, districts and localities | 2016       |           |            | 2018       |           |            | 2020       |           |            |
|-----------------------------------|------------|-----------|------------|------------|-----------|------------|------------|-----------|------------|
|                                   | Males      | Females   | Total      | Males      | Females   | Total      | Males      | Females   | Total      |
| <b>MALTA</b>                      | <b>291</b> | <b>61</b> | <b>352</b> | <b>131</b> | <b>54</b> | <b>185</b> | <b>214</b> | <b>84</b> | <b>298</b> |
| <b>Malta</b>                      | <b>272</b> | <b>56</b> | <b>328</b> | <b>129</b> | <b>51</b> | <b>180</b> | <b>205</b> | <b>78</b> | <b>283</b> |
| <b>Gozo and Comino</b>            | <b>19</b>  | <b>5</b>  | <b>24</b>  | <b>2</b>   | <b>3</b>  | <b>5</b>   | <b>9</b>   | <b>6</b>  | <b>15</b>  |
| <b>Southern Harbour</b>           | <b>97</b>  | <b>10</b> | <b>107</b> | <b>54</b>  | <b>14</b> | <b>68</b>  | <b>58</b>  | <b>14</b> | <b>72</b>  |
| Bormla                            | 18         | 3         | 21         | 4          | 2         | 6          | 8          | 3         | 11         |
| Il-Fgura                          | 9          | 2         | 11         | 3          | 6         | 9          | 3          | 3         | 6          |
| Floriana                          | 2          | -         | 2          | 2          | -         | 2          | 1          | -         | 1          |
| Hal Luqa                          | 5          | -         | 5          | 5          | -         | 5          | 3          | -         | 3          |
| Hal Tarxien                       | 7          | 1         | 8          | 4          | 2         | 6          | 9          | 1         | 10         |
| Haż-Żabbar                        | 14         | -         | 14         | 9          | 2         | 11         | 7          | 1         | 8          |
| Il-Kalkara                        | 4          | -         | 4          | 2          | 1         | 3          | 2          | -         | 2          |
| Il-Marsa                          | 4          | -         | 4          | 1          | -         | 1          | 5          | 1         | 6          |
| Raħal Ġdid                        | 3          | -         | 3          | 4          | 1         | 5          | 4          | 2         | 6          |
| Santa Luċija                      | 4          | -         | 4          | 2          | -         | 2          | 1          | 1         | 2          |
| L-Isla                            | 11         | -         | 11         | 3          | -         | 3          | 4          | 1         | 5          |
| Valletta                          | 8          | 2         | 10         | 11         | -         | 11         | 7          | -         | 7          |
| Il-Birgu                          | 5          | 1         | 6          | 4          | -         | 4          | 3          | 1         | 4          |
| Ix-Xghajra                        | 3          | 1         | 4          | -          | -         | -          | 1          | -         | 1          |
| <b>Northern Harbour</b>           | <b>78</b>  | <b>16</b> | <b>94</b>  | <b>27</b>  | <b>18</b> | <b>45</b>  | <b>59</b>  | <b>22</b> | <b>81</b>  |
| Birkirkara                        | 15         | 4         | 19         | 5          | 2         | 7          | 6          | 5         | 11         |
| Il-Gżira                          | 6          | -         | 6          | -          | 1         | 1          | 5          | 4         | 9          |
| Hal Qormi                         | 15         | 4         | 19         | 8          | 3         | 11         | 10         | 1         | 11         |
| Il-Hamrun                         | 8          | 2         | 10         | 3          | 2         | 5          | 9          | 3         | 12         |
| L-Imsida                          | 6          | 4         | 10         | 3          | 5         | 8          | 9          | 3         | 12         |
| Pembroke                          | 4          | -         | 4          | -          | 1         | 1          | 1          | -         | 1          |
| San Ġwann                         | 7          | -         | 7          | 1          | -         | 1          | 3          | 1         | 4          |
| Santa Venera                      | 4          | -         | 4          | 1          | 1         | 2          | 5          | -         | 5          |
| San Ġiljan                        | 2          | -         | 2          | 1          | -         | 1          | 1          | 3         | 4          |
| Is-Swieqi                         | -          | 1         | 1          | -          | 1         | 1          | 2          | 2         | 4          |
| Ta' Xbiex                         | 2          | -         | 2          | -          | -         | -          | -          | -         | -          |
| Tal-Pietà                         | 4          | -         | 4          | 3          | 1         | 4          | 1          | -         | 1          |
| Tas-Sliema                        | 5          | 1         | 6          | 2          | 1         | 3          | 7          | -         | 7          |
| <b>South Eastern</b>              | <b>39</b>  | <b>10</b> | <b>49</b>  | <b>25</b>  | <b>6</b>  | <b>31</b>  | <b>38</b>  | <b>26</b> | <b>64</b>  |
| Birżebbuġa                        | 8          | 2         | 10         | 9          | -         | 9          | 10         | 5         | 15         |
| Il-Gudja                          | 1          | -         | 1          | 1          | -         | 1          | -          | 3         | 3          |
| Hal Ghaxaq                        | 1          | -         | 1          | 1          | 2         | 3          | 3          | -         | 3          |
| Hal Kirkop                        | 2          | -         | 2          | -          | 1         | 1          | 1          | 1         | 2          |
| Hal Safi                          | 1          | 1         | 2          | 2          | 1         | 3          | 2          | 2         | 4          |
| Marsaskala                        | 10         | 2         | 12         | 3          | 1         | 4          | 7          | 7         | 14         |
| Marsaxlokk                        | 1          | -         | 1          | -          | -         | -          | 2          | 1         | 3          |
| L-Imqabba                         | 1          | -         | 1          | -          | -         | -          | -          | 1         | 1          |
| Il-Qrendi                         | 3          | 1         | 4          | 3          | -         | 3          | 1          | 2         | 3          |
| Iż-Żejtun                         | 6          | 2         | 8          | 4          | 1         | 5          | 6          | 2         | 8          |
| Iż-Żurrieq                        | 5          | 2         | 7          | 2          | -         | 2          | 6          | 2         | 8          |
| <b>Western</b>                    | <b>16</b>  | <b>3</b>  | <b>19</b>  | <b>11</b>  | <b>4</b>  | <b>15</b>  | <b>18</b>  | <b>6</b>  | <b>24</b>  |
| Had-Dingli                        | 1          | -         | 1          | -          | -         | -          | 1          | -         | 1          |
| Hal Balzan                        | -          | -         | -          | 1          | -         | 1          | -          | 1         | 1          |
| Hal Lija                          | 1          | -         | 1          | -          | -         | -          | -          | -         | -          |
| H'Attard                          | 2          | 2         | 4          | -          | 1         | 1          | 5          | -         | 5          |
| Haż-Zebbuġ                        | 6          | -         | 6          | 3          | 1         | 4          | 1          | 2         | 3          |
| L-Iklin                           | 1          | -         | 1          | 3          | -         | 3          | 1          | -         | 1          |
| L-Imdina                          | -          | -         | -          | -          | -         | -          | -          | -         | -          |
| L-Imtarfa                         | 2          | -         | 2          | 1          | 1         | 2          | 1          | -         | 1          |
| Ir-Rabat                          | 3          | 1         | 4          | 2          | 1         | 3          | 6          | 1         | 7          |
| Is-Siġġiewi                       | -          | -         | -          | 1          | -         | 1          | 3          | 2         | 5          |

Table 10.29a continued

| Regions, districts and localities | 2016      |           |           | 2018      |          |           | 2020      |           |           |
|-----------------------------------|-----------|-----------|-----------|-----------|----------|-----------|-----------|-----------|-----------|
|                                   | Males     | Females   | Total     | Males     | Females  | Total     | Males     | Females   | Total     |
| <b>Northern</b>                   | <b>42</b> | <b>17</b> | <b>59</b> | <b>12</b> | <b>9</b> | <b>21</b> | <b>32</b> | <b>10</b> | <b>42</b> |
| Hal Gharghur                      | 1         | 1         | 2         | -         | -        | -         | 1         | 1         | 2         |
| Il-Mellieħa                       | 5         | 1         | 6         | 1         | 1        | 2         | 2         | -         | 2         |
| L-Imġarr                          | -         | 2         | 2         | -         | -        | -         | -         | 1         | 1         |
| Il-Mosta                          | 8         | 1         | 9         | 2         | 3        | 5         | 5         | -         | 5         |
| In-Naxxar                         | 3         | 2         | 5         | 4         | 1        | 5         | 7         | 1         | 8         |
| San Pawl Il-Baħar                 | 25        | 10        | 35        | 5         | 4        | 9         | 17        | 7         | 24        |
| <b>Gozo and Comino</b>            | <b>19</b> | <b>5</b>  | <b>24</b> | <b>2</b>  | <b>3</b> | <b>5</b>  | <b>9</b>  | <b>6</b>  | <b>15</b> |
| Il-Fontana                        | -         | -         | -         | -         | -        | -         | -         | -         | -         |
| Għajnsielem and Comino            | 3         | 1         | 4         | 1         | -        | 1         | 3         | -         | 3         |
| L-Għarb                           | -         | -         | -         | -         | -        | -         | -         | -         | -         |
| L-Għasri                          | 1         | -         | 1         | -         | -        | -         | -         | -         | -         |
| Il-Munxar                         | 2         | -         | 2         | -         | -        | -         | -         | 1         | 1         |
| In-Nadur                          | 1         | 1         | 2         | -         | -        | -         | 1         | -         | 1         |
| Il-Qala                           | 2         | -         | 2         | -         | -        | -         | -         | 1         | 1         |
| San Lawrenz                       | -         | -         | -         | -         | -        | -         | -         | -         | -         |
| Ta' Kerċem                        | -         | -         | -         | -         | -        | -         | -         | -         | -         |
| Ta' Sannat                        | 1         | -         | 1         | -         | -        | -         | -         | 1         | 1         |
| Ir-Rabat                          | 1         | -         | 1         | -         | 2        | 2         | 1         | 3         | 4         |
| Ix-Xagħra                         | 2         | -         | 2         | -         | -        | -         | 2         | -         | 2         |
| Ix-Xewkija                        | 3         | 2         | 5         | -         | -        | -         | -         | -         | -         |
| Iż-Żebbuġ                         | 3         | 1         | 4         | 1         | 1        | 2         | 2         | -         | 2         |

Table 10.29b Special Unemployment Benefit: regional analysis

|  |      | Southern | Northern Harbour | South Eastern | Western | Northern | Gozo and Comino | TOTAL          |
|--|------|----------|------------------|---------------|---------|----------|-----------------|----------------|
| Total Population                                   | 2016 | 80,664   | 143,773          | 69,187        | 60,131  | 74,336   | 32,206          | <b>460,297</b> |
|  | 2018 | 82,910   | 160,173          | 72,375        | 61,689  | 83,024   | 33,388          | <b>493,559</b> |
|  | 2020 | 84,901   | 171,606          | 74,831        | 62,927  | 87,272   | 34,563          | <b>516,100</b> |
| Total Beneficiaries                                | 2016 | 107      | 94               | 49            | 19      | 59       | 24              | <b>352</b>     |
|  | 2018 | 68       | 45               | 31            | 15      | 21       | 5               | <b>185</b>     |
|  | 2020 | 72       | 81               | 64            | 24      | 42       | 15              | <b>298</b>     |
| Total Expenditure (€'000s)                         | 2016 | 88       | 88               | 34            | 15      | 48       | 19              | <b>292</b>     |
|  | 2018 | 48       | 30               | 23            | 7       | 15       | 3               | <b>126</b>     |
|  | 2020 | 61       | 76               | 59            | 24      | 39       | 13              | <b>272</b>     |
| Actual Beneficiaries per 1,000 of Population       | 2016 | 1.3      | 0.7              | 0.7           | 0.3     | 0.8      | 0.7             | -              |
|  | 2018 | 0.8      | 0.3              | 0.4           | 0.2     | 0.3      | 0.1             | -              |
|  | 2020 | 0.8      | 0.5              | 0.9           | 0.4     | 0.5      | 0.4             | -              |
| Expected Beneficiaries (Based on National Average) | 2016 | 62       | 110              | 53            | 46      | 57       | 25              | -              |
|  | 2018 | 31       | 60               | 27            | 23      | 31       | 13              | -              |
|  | 2020 | 49       | 99               | 43            | 36      | 50       | 20              | -              |
| Ratio of Beneficiaries (Actual/Estimate)           | 2016 | 1.73     | 0.85             | 0.93          | 0.41    | 1.04     | 0.97            | -              |
|  | 2018 | 2.19     | 0.75             | 1.14          | 0.65    | 0.67     | 0.40            | -              |
|  | 2020 | 1.47     | 0.82             | 1.48          | 0.66    | 0.83     | 0.75            | -              |

Table 10.30a Unemployment Benefit

| Regions, districts and localities | 2016         |            |              | 2018       |            |              | 2020         |              |              |
|-----------------------------------|--------------|------------|--------------|------------|------------|--------------|--------------|--------------|--------------|
|                                   | Males        | Females    | Total        | Males      | Females    | Total        | Males        | Females      | Total        |
| <b>MALTA</b>                      | <b>1,170</b> | <b>550</b> | <b>1,720</b> | <b>712</b> | <b>365</b> | <b>1,077</b> | <b>2,481</b> | <b>1,811</b> | <b>4,292</b> |
| <b>Malta</b>                      | <b>1,062</b> | <b>466</b> | <b>1,528</b> | <b>675</b> | <b>343</b> | <b>1,018</b> | <b>2,338</b> | <b>1,708</b> | <b>4,046</b> |
| <b>Gozo and Comino</b>            | <b>108</b>   | <b>84</b>  | <b>192</b>   | <b>37</b>  | <b>22</b>  | <b>59</b>    | <b>143</b>   | <b>103</b>   | <b>246</b>   |
| <b>Southern Harbour</b>           | <b>322</b>   | <b>98</b>  | <b>420</b>   | <b>209</b> | <b>70</b>  | <b>279</b>   | <b>484</b>   | <b>303</b>   | <b>787</b>   |
| Bormla                            | 34           | 9          | 43           | 17         | 5          | 22           | 43           | 15           | 58           |
| Il-Fgura                          | 43           | 16         | 59           | 23         | 12         | 35           | 66           | 53           | 119          |
| Floriana                          | 6            | 3          | 9            | 6          | 1          | 7            | 13           | 8            | 21           |
| Hal Luqa                          | 21           | 9          | 30           | 16         | 3          | 19           | 34           | 13           | 47           |
| Hal Tarxien                       | 22           | 9          | 31           | 15         | 4          | 19           | 57           | 39           | 96           |
| Haż-Żabbar                        | 54           | 15         | 69           | 31         | 15         | 46           | 88           | 44           | 132          |
| Il-Kalkara                        | 15           | 4          | 19           | 6          | 5          | 11           | 13           | 10           | 23           |
| Il-Marsa                          | 11           | 4          | 15           | 10         | 2          | 12           | 33           | 18           | 51           |
| Raħal Ġdid                        | 31           | 8          | 39           | 21         | 6          | 27           | 45           | 32           | 77           |
| Santa Luċija                      | 12           | 4          | 16           | 9          | 5          | 14           | 17           | 14           | 31           |
| L-Isla                            | 20           | 4          | 24           | 10         | 2          | 12           | 18           | 16           | 34           |
| Valletta                          | 31           | 4          | 35           | 31         | 5          | 36           | 31           | 26           | 57           |
| Il-Birgu                          | 17           | 5          | 22           | 12         | 3          | 15           | 13           | 9            | 22           |
| Ix-Xghajra                        | 5            | 4          | 9            | 2          | 2          | 4            | 13           | 6            | 19           |
| <b>Northern Harbour</b>           | <b>304</b>   | <b>121</b> | <b>425</b>   | <b>186</b> | <b>100</b> | <b>286</b>   | <b>777</b>   | <b>560</b>   | <b>1,337</b> |
| Birkirkara                        | 67           | 27         | 94           | 43         | 14         | 57           | 125          | 99           | 224          |
| Il-Gżira                          | 15           | 3          | 18           | 8          | 4          | 12           | 49           | 50           | 99           |
| Hal Qormi                         | 49           | 15         | 64           | 25         | 12         | 37           | 103          | 54           | 157          |
| Il-Hamrun                         | 34           | 13         | 47           | 15         | 11         | 26           | 65           | 39           | 104          |
| L-Imsida                          | 29           | 9          | 38           | 16         | 12         | 28           | 68           | 53           | 121          |
| Pembroke                          | 9            | 2          | 11           | 5          | 5          | 10           | 27           | 17           | 44           |
| San Ġwann                         | 27           | 17         | 44           | 15         | 6          | 21           | 90           | 59           | 149          |
| Santa Venera                      | 19           | 5          | 24           | 10         | 8          | 18           | 42           | 25           | 67           |
| San Ġiljan                        | 15           | 7          | 22           | 7          | 8          | 15           | 52           | 46           | 98           |
| Is-Swieqi                         | 8            | 9          | 17           | 10         | 6          | 16           | 45           | 44           | 89           |
| Ta' Xbiex                         | 3            | 1          | 4            | 3          | -          | 3            | 9            | 5            | 14           |
| Tal-Pietà                         | 9            | 2          | 11           | 11         | 7          | 18           | 26           | 11           | 37           |
| Tas-Sliema                        | 20           | 11         | 31           | 18         | 7          | 25           | 76           | 58           | 134          |
| <b>South Eastern</b>              | <b>190</b>   | <b>99</b>  | <b>289</b>   | <b>111</b> | <b>76</b>  | <b>187</b>   | <b>367</b>   | <b>256</b>   | <b>623</b>   |
| Birżebbuġa                        | 30           | 10         | 40           | 23         | 13         | 36           | 66           | 42           | 108          |
| Il-Gudja                          | 9            | 7          | 16           | 4          | 2          | 6            | 13           | 9            | 22           |
| Hal Ghaxaq                        | 13           | 6          | 19           | 7          | 8          | 15           | 27           | 15           | 42           |
| Hal Kirkop                        | 10           | 3          | 13           | 4          | 2          | 6            | 13           | 5            | 18           |
| Hal Safi                          | 5            | 2          | 7            | 7          | 2          | 9            | 15           | 9            | 24           |
| Marsaskala                        | 35           | 30         | 65           | 15         | 11         | 26           | 76           | 54           | 130          |
| Marsaxlokk                        | 9            | 6          | 15           | 6          | 3          | 9            | 16           | 6            | 22           |
| L-Imqabba                         | 13           | 3          | 16           | 5          | 5          | 10           | 11           | 13           | 24           |
| Il-Qrendi                         | 7            | 3          | 10           | 4          | 4          | 8            | 12           | 15           | 27           |
| Iż-Żejtun                         | 31           | 16         | 47           | 14         | 16         | 30           | 54           | 39           | 93           |
| Iż-Żurrieq                        | 28           | 13         | 41           | 22         | 10         | 32           | 64           | 49           | 113          |
| <b>Western</b>                    | <b>116</b>   | <b>61</b>  | <b>177</b>   | <b>74</b>  | <b>42</b>  | <b>116</b>   | <b>240</b>   | <b>183</b>   | <b>423</b>   |
| Had-Dingli                        | 8            | 4          | 12           | 2          | 2          | 4            | 13           | 9            | 22           |
| Hal Balzan                        | 5            | 2          | 7            | 5          | 2          | 7            | 15           | 12           | 27           |
| Hal Lija                          | 5            | 1          | 6            | 2          | 2          | 4            | 10           | 11           | 21           |
| H'Attard                          | 21           | 10         | 31           | 10         | 13         | 23           | 55           | 30           | 85           |
| Haż-Zebbuġ                        | 30           | 14         | 44           | 16         | 8          | 24           | 39           | 38           | 77           |
| L-Iklin                           | 10           | 5          | 15           | 8          | -          | 8            | 12           | 12           | 24           |
| L-Imdina                          | -            | -          | -            | -          | -          | -            | -            | 1            | 1            |
| L-Imtarfa                         | 6            | 2          | 8            | 2          | 2          | 4            | 13           | 13           | 26           |
| Ir-Rabat                          | 22           | 17         | 39           | 16         | 7          | 23           | 49           | 33           | 82           |
| Is-Siġġiewi                       | 9            | 6          | 15           | 13         | 6          | 19           | 34           | 24           | 58           |

Table 10.30a continued

| Regions, districts and localities | 2016       |           |            | 2018      |           |            | 2020       |            |            |
|-----------------------------------|------------|-----------|------------|-----------|-----------|------------|------------|------------|------------|
|                                   | Males      | Females   | Total      | Males     | Females   | Total      | Males      | Females    | Total      |
| <b>Northern</b>                   | <b>130</b> | <b>87</b> | <b>217</b> | <b>95</b> | <b>55</b> | <b>150</b> | <b>470</b> | <b>406</b> | <b>876</b> |
| Hal Gharghur                      | 2          | 4         | 6          | 3         | 3         | 6          | 8          | 11         | 19         |
| Il-Mellieħa                       | 15         | 8         | 23         | 7         | 7         | 14         | 51         | 63         | 114        |
| L-Imġarr                          | 4          | 3         | 7          | 3         | 4         | 7          | 13         | 16         | 29         |
| Il-Mosta                          | 28         | 23        | 51         | 18        | 14        | 32         | 98         | 72         | 170        |
| In-Naxxar                         | 18         | 15        | 33         | 25        | 9         | 34         | 77         | 50         | 127        |
| San Pawl Il-Baħar                 | 63         | 34        | 97         | 39        | 18        | 57         | 223        | 194        | 417        |
| <b>Gozo and Comino</b>            | <b>108</b> | <b>84</b> | <b>192</b> | <b>37</b> | <b>22</b> | <b>59</b>  | <b>143</b> | <b>103</b> | <b>246</b> |
| Il-Fontana                        | 3          | 2         | 5          | 1         | 1         | 2          | 8          | 4          | 12         |
| Għajnsielem and Comino            | 13         | 8         | 21         | 5         | 3         | 8          | 18         | 9          | 27         |
| L-Għarb                           | 3          | 5         | 8          | -         | 1         | 1          | 5          | 6          | 11         |
| L-Għasri                          | 2          | 2         | 4          | -         | -         | -          | 3          | 3          | 6          |
| Il-Munxar                         | 6          | 5         | 11         | -         | -         | -          | 3          | 6          | 9          |
| In-Nadur                          | 8          | 4         | 12         | 6         | 2         | 8          | 18         | 8          | 26         |
| Il-Qala                           | 7          | 3         | 10         | -         | 1         | 1          | 14         | 6          | 20         |
| San Lawrenz                       | 3          | 2         | 5          | 1         | -         | 1          | -          | 1          | 1          |
| Ta' Kerċem                        | 4          | 4         | 8          | 3         | 1         | 4          | 3          | 7          | 10         |
| Ta' Sannat                        | 11         | 9         | 20         | 3         | 1         | 4          | 8          | 3          | 11         |
| Ir-Rabat                          | 15         | 11        | 26         | 8         | 6         | 14         | 19         | 18         | 37         |
| Ix-Xagħra                         | 8          | 13        | 21         | 6         | 1         | 7          | 14         | 11         | 25         |
| Ix-Xewkija                        | 18         | 7         | 25         | 1         | 3         | 4          | 14         | 9          | 23         |
| Iż-Żebbuġ                         | 7          | 9         | 16         | 3         | 2         | 5          | 16         | 12         | 28         |

Table 10.30b Unemployment Benefit: regional analysis

|  |      | Southern | Northern Harbour | South Eastern | Western | Northern | Gozo and Comino | TOTAL          |
|--|------|----------|------------------|---------------|---------|----------|-----------------|----------------|
| Total Population                                   | 2016 | 80,664   | 143,773          | 69,187        | 60,131  | 74,336   | 32,206          | <b>460,297</b> |
|  | 2018 | 82,910   | 160,173          | 72,375        | 61,689  | 83,024   | 33,388          | <b>493,559</b> |
|  | 2020 | 84,901   | 171,606          | 74,831        | 62,927  | 87,272   | 34,563          | <b>516,100</b> |
| Total Beneficiaries                                | 2016 | 420      | 425              | 289           | 177     | 217      | 192             | <b>1,720</b>   |
|  | 2018 | 279      | 286              | 187           | 116     | 150      | 59              | <b>1,077</b>   |
|  | 2020 | 787      | 1,337            | 623           | 423     | 876      | 246             | <b>4,292</b>   |
| Total Expenditure (€'000s)                         | 2016 | 232      | 226              | 155           | 101     | 130      | 133             | <b>977</b>     |
|  | 2018 | 134      | 152              | 90            | 57      | 81       | 41              | <b>554</b>     |
|  | 2020 | 608      | 1,050            | 449           | 340     | 726      | 183             | <b>3,356</b>   |
| Actual Beneficiaries per 1,000 of Population       | 2016 | 5.2      | 3.0              | 4.2           | 2.9     | 2.9      | 6.0             | -              |
|  | 2018 | 3.4      | 1.8              | 2.6           | 1.9     | 1.8      | 1.8             | -              |
|  | 2020 | 9.3      | 7.8              | 8.3           | 6.7     | 10.0     | 7.1             | -              |
| Expected Beneficiaries (Based on National Average) | 2016 | 301      | 537              | 259           | 225     | 278      | 120             | -              |
|  | 2018 | 181      | 350              | 158           | 135     | 181      | 73              | -              |
|  | 2020 | 706      | 1,427            | 622           | 523     | 726      | 287             | -              |
| Ratio of Beneficiaries (Actual/Estimate)           | 2016 | 1.39     | 0.79             | 1.12          | 0.79    | 0.78     | 1.60            | -              |
|  | 2018 | 1.54     | 0.82             | 1.18          | 0.86    | 0.83     | 0.81            | -              |
|  | 2020 | 1.11     | 0.94             | 1.00          | 0.81    | 1.21     | 0.86            | -              |

Table 10.31a Additional Unemployment Benefit

| Regions, districts and localities | 2020         |            |              | Regions, districts and localities | 2020       |            |            |
|-----------------------------------|--------------|------------|--------------|-----------------------------------|------------|------------|------------|
|                                   | Males        | Females    | Total        |                                   | Males      | Females    | Total      |
| <b>MALTA</b>                      | <b>1,189</b> | <b>966</b> | <b>2,155</b> | <b>Northern</b>                   | <b>246</b> | <b>242</b> | <b>488</b> |
| <b>Malta</b>                      | <b>1,138</b> | <b>915</b> | <b>2,053</b> | Hal Għargħur                      | 4          | 4          | 8          |
| <b>Gozo and Comino</b>            | <b>51</b>    | <b>51</b>  | <b>102</b>   | Il-Mellieħa                       | 24         | 39         | 63         |
| <b>Southern Harbour</b>           | <b>214</b>   | <b>152</b> | <b>366</b>   | L-Imġarr                          | 7          | 7          | 14         |
| Bormla                            | 12           | 5          | 17           | Il-Mosta                          | 54         | 49         | 103        |
| Il-Fgura                          | 25           | 32         | 57           | In-Naxxar                         | 35         | 30         | 65         |
| Floriana                          | 6            | 4          | 10           | San Pawl Il-Baħar                 | 122        | 113        | 235        |
| Hal Luqa                          | 15           | 9          | 24           | <b>Gozo and Comino</b>            | <b>51</b>  | <b>51</b>  | <b>102</b> |
| Hal Tarxien                       | 29           | 23         | 52           | Il-Fontana                        | 2          | 1          | 3          |
| Haż-Żabbar                        | 47           | 25         | 72           | Għajnsielem                       | 5          | 4          | 9          |
| Il-Kalkara                        | 10           | 4          | 14           | and Comino                        |            |            |            |
| Il-Marsa                          | 13           | 11         | 24           | L-Għarb                           | 3          | 4          | 7          |
| Rahał Ġdid                        | 17           | 10         | 27           | L-Għasri                          | -          | 2          | 2          |
| Santa Luċija                      | 9            | 6          | 15           | Il-Munxar                         | -          | 3          | 3          |
| L-Isla                            | 5            | 5          | 10           | In-Nadur                          | 9          | 5          | 14         |
| Valletta                          | 14           | 11         | 25           | Il-Qala                           | 4          | 2          | 6          |
| Il-Birgu                          | 7            | 5          | 12           | San Lawrenz                       | -          | -          | -          |
| Ix-Xgħajra                        | 5            | 2          | 7            | Ta' Kerċem                        | 1          | 5          | 6          |
| <b>Northern Harbour</b>           | <b>388</b>   | <b>307</b> | <b>695</b>   | Ta' Sannat                        | 5          | -          | 5          |
| Birkirkara                        | 57           | 57         | 114          | Ir-Rabat                          | 8          | 7          | 15         |
| Il-Gżira                          | 28           | 23         | 51           | Ix-Xgħira                         | 4          | 8          | 12         |
| Hal Qormi                         | 49           | 33         | 82           | Ix-Xewkija                        | 4          | 4          | 8          |
| Il-Hamrun                         | 25           | 23         | 48           | Iż-Żebbuġ                         | 6          | 6          | 12         |
| L-Imsida                          | 33           | 35         | 68           |                                   |            |            |            |
| Pembroke                          | 17           | 10         | 27           |                                   |            |            |            |
| San Ġwann                         | 49           | 27         | 76           |                                   |            |            |            |
| Santa Venera                      | 23           | 12         | 35           |                                   |            |            |            |
| San Ġiljan                        | 34           | 27         | 61           |                                   |            |            |            |
| Is-Swieqi                         | 17           | 21         | 38           |                                   |            |            |            |
| Ta' Xbiex                         | 5            | 3          | 8            |                                   |            |            |            |
| Tal-Pietà                         | 14           | 9          | 23           |                                   |            |            |            |
| Tas-Sliema                        | 37           | 27         | 64           |                                   |            |            |            |
| <b>South Eastern</b>              | <b>173</b>   | <b>107</b> | <b>280</b>   |                                   |            |            |            |
| Birżebbuġa                        | 36           | 17         | 53           |                                   |            |            |            |
| Il-Gudja                          | 7            | 4          | 11           |                                   |            |            |            |
| Hal Għaxaq                        | 11           | 6          | 17           |                                   |            |            |            |
| Hal Kirkop                        | 4            | 3          | 7            |                                   |            |            |            |
| Hal Safi                          | 8            | 4          | 12           |                                   |            |            |            |
| Marsaskala                        | 34           | 25         | 59           |                                   |            |            |            |
| Marsaxlokk                        | 9            | 1          | 10           |                                   |            |            |            |
| L-Imqabba                         | 4            | 6          | 10           |                                   |            |            |            |
| Il-Qrendi                         | 7            | 6          | 13           |                                   |            |            |            |
| Iż-Żejtun                         | 24           | 19         | 43           |                                   |            |            |            |
| Iż-Żurrieq                        | 29           | 16         | 45           |                                   |            |            |            |
| <b>Western</b>                    | <b>117</b>   | <b>107</b> | <b>224</b>   |                                   |            |            |            |
| Had-Dingli                        | 7            | 5          | 12           |                                   |            |            |            |
| Hal Balzan                        | 7            | 6          | 13           |                                   |            |            |            |
| Hal Lija                          | 5            | 4          | 9            |                                   |            |            |            |
| H'Attard                          | 26           | 20         | 46           |                                   |            |            |            |
| Haż-Zebbuġ                        | 17           | 16         | 33           |                                   |            |            |            |
| L-Iklin                           | 6            | 5          | 11           |                                   |            |            |            |
| L-Imdina                          | -            | 1          | 1            |                                   |            |            |            |
| L-Imtarfa                         | 3            | 10         | 13           |                                   |            |            |            |
| Ir-Rabat                          | 26           | 26         | 52           |                                   |            |            |            |
| Is-Siġġiewi                       | 20           | 14         | 34           |                                   |            |            |            |

Table 10.31b Additional Unemployment Benefit: regional analysis

|  |      | Southern | Northern Harbour | South Eastern | Western | Northern | Gozo and Comino | TOTAL          |
|--|------|----------|------------------|---------------|---------|----------|-----------------|----------------|
| Total Population                                   | 2020 | 84,901   | 171,606          | 74,831        | 62,927  | 87,272   | 34,563          | <b>516,100</b> |
| Total Beneficiaries                                | 2020 | 366      | 695              | 280           | 224     | 488      | 102             | <b>2,155</b>   |
| Total Expenditure (€'000s)                         | 2020 | 344      | 690              | 273           | 213     | 503      | 99              | <b>2,122</b>   |
| Actual Beneficiaries per 1,000 of Population       | 2020 | 4.3      | 4.0              | 3.7           | 3.6     | 5.6      | 3.0             | -              |
| Expected Beneficiaries (Based on National Average) | 2020 | 355      | 717              | 312           | 263     | 364      | 144             | -              |
| Ratio of Beneficiaries (Actual/Estimate)           | 2020 | 1.03     | 0.97             | 0.90          | 0.85    | 1.34     | 0.71            | -              |

Table 10.32a Disability Benefit

| Regions, districts and localities | 2020       |            |            | Regions, districts and localities | 2020      |           |           |
|-----------------------------------|------------|------------|------------|-----------------------------------|-----------|-----------|-----------|
|                                   | Males      | Females    | Total      |                                   | Males     | Females   | Total     |
| <b>MALTA</b>                      | <b>209</b> | <b>171</b> | <b>380</b> | <b>Northern</b>                   | <b>31</b> | <b>22</b> | <b>53</b> |
| <b>Malta</b>                      | <b>172</b> | <b>142</b> | <b>314</b> | Hal Għargħur                      | -         | -         | -         |
| <b>Gozo and Comino</b>            | <b>37</b>  | <b>29</b>  | <b>66</b>  | Il-Mellieħa                       | 7         | 5         | 12        |
| <b>Southern Harbour</b>           | <b>48</b>  | <b>26</b>  | <b>74</b>  | L-Imġarr                          | 3         | 1         | 4         |
| Bormla                            | 6          | 4          | 10         | Il-Mosta                          | 10        | 9         | 19        |
| Il-Fgura                          | 12         | 5          | 17         | In-Naxxar                         | 4         | 3         | 7         |
| Floriana                          | -          | 1          | 1          | San Pawl Il-Baħar                 | 7         | 4         | 11        |
| Hal Luqa                          | 3          | 3          | 6          | <b>Gozo and Comino</b>            | <b>37</b> | <b>29</b> | <b>66</b> |
| Hal Tarxien                       | 1          | -          | 1          | Il-Fontana                        | 1         | -         | 1         |
| Haż-Żabbar                        | 8          | 2          | 10         | Għajnsielem                       | 2         | 3         | 5         |
| Il-Kalkara                        | 4          | 2          | 6          | and Comino                        | 1         | 1         | 2         |
| Il-Marsa                          | 5          | 2          | 7          | L-Għarb                           | -         | 2         | 2         |
| Raħal Ġdid                        | 2          | 4          | 6          | L-Għasri                          | 1         | 2         | 3         |
| Santa Luċija                      | 1          | 2          | 3          | Il-Munxar                         | 6         | 4         | 10        |
| L-Isla                            | 3          | -          | 3          | In-Nadur                          | 1         | -         | 1         |
| Valletta                          | -          | 1          | 1          | Il-Qala                           | -         | -         | -         |
| Il-Birgu                          | 3          | -          | 3          | San Lawrenz                       | 1         | 1         | 2         |
| Ix-Xgħajra                        | -          | -          | -          | Ta' Kerċem                        | 1         | 1         | 2         |
| <b>Northern Harbour</b>           | <b>43</b>  | <b>50</b>  | <b>93</b>  | Ta' Sannat                        | 1         | 1         | 2         |
| Birkirkara                        | 9          | 8          | 17         | Ir-Rabat                          | 3         | 6         | 9         |
| Il-Gżira                          | 2          | 4          | 6          | Ix-Xagħra                         | 7         | 4         | 11        |
| Hal Qormi                         | 7          | 6          | 13         | Ix-Xewkija                        | 8         | 4         | 12        |
| Il-Hamrun                         | 5          | 5          | 10         | Iż-Żebbuġ                         | 5         | 1         | 6         |
| L-Imsida                          | 4          | 2          | 6          |                                   |           |           |           |
| Pembroke                          | 3          | 3          | 6          |                                   |           |           |           |
| San Ġwann                         | 1          | 10         | 11         |                                   |           |           |           |
| Santa Venera                      | 1          | 5          | 6          |                                   |           |           |           |
| San Ġiljan                        | 3          | 1          | 4          |                                   |           |           |           |
| Is-Swieqi                         | 4          | 2          | 6          |                                   |           |           |           |
| Ta' Xbiex                         | 1          | -          | 1          |                                   |           |           |           |
| Tal-Pietà                         | 3          | 2          | 5          |                                   |           |           |           |
| Tas-Sliema                        | -          | 2          | 2          |                                   |           |           |           |
| <b>South Eastern</b>              | <b>32</b>  | <b>19</b>  | <b>51</b>  |                                   |           |           |           |
| Birżebbuġa                        | 6          | 3          | 9          |                                   |           |           |           |
| Il-Gudja                          | 1          | -          | 1          |                                   |           |           |           |
| Hal Għaxaq                        | 2          | -          | 2          |                                   |           |           |           |
| Hal Kirkop                        | 2          | -          | 2          |                                   |           |           |           |
| Hal Safi                          | 2          | 2          | 4          |                                   |           |           |           |
| Marsaskala                        | 3          | 5          | 8          |                                   |           |           |           |
| Marsaxlokk                        | 1          | 2          | 3          |                                   |           |           |           |
| L-Imqabba                         | 1          | 1          | 2          |                                   |           |           |           |
| Il-Qrendi                         | 1          | -          | 1          |                                   |           |           |           |
| Iż-Żejtun                         | 8          | 5          | 13         |                                   |           |           |           |
| Iż-Żurrieq                        | 5          | 1          | 6          |                                   |           |           |           |
| <b>Western</b>                    | <b>18</b>  | <b>25</b>  | <b>43</b>  |                                   |           |           |           |
| Had-Dingli                        | -          | 2          | 2          |                                   |           |           |           |
| Hal Balzan                        | 1          | -          | 1          |                                   |           |           |           |
| Hal Lija                          | 1          | 3          | 4          |                                   |           |           |           |
| H'Attard                          | 5          | 3          | 8          |                                   |           |           |           |
| Haż-Zebbuġ                        | 5          | 2          | 7          |                                   |           |           |           |
| L-Iklin                           | -          | 2          | 2          |                                   |           |           |           |
| L-Imdina                          | -          | -          | -          |                                   |           |           |           |
| L-Imtarfa                         | -          | 1          | 1          |                                   |           |           |           |
| Ir-Rabat                          | 2          | 8          | 10         |                                   |           |           |           |
| Is-Siġġiewi                       | 4          | 4          | 8          |                                   |           |           |           |

Table 10.32b Disability Benefit: regional analysis

|  |      | Southern | Northern Harbour | South Eastern | Western | Northern | Gozo and Comino | TOTAL          |
|--|------|----------|------------------|---------------|---------|----------|-----------------|----------------|
| Total Population                                   | 2020 | 84,901   | 171,606          | 74,831        | 62,927  | 87,272   | 34,563          | <b>516,100</b> |
| Total Beneficiaries                                | 2020 | 74       | 93               | 51            | 43      | 53       | 66              | <b>380</b>     |
| Total Expenditure (€'000s)                         | 2020 | 105      | 129              | 68            | 58      | 72       | 93              | <b>525</b>     |
| Actual Beneficiaries per 1,000 of Population       | 2020 | 0.9      | 0.5              | 0.7           | 0.7     | 0.6      | 1.9             | -              |
| Expected Beneficiaries (Based on National Average) | 2020 | 63       | 126              | 55            | 46      | 64       | 25              | -              |
| Ratio of Beneficiaries (Actual/Estimate)           | 2020 | 1.18     | 0.74             | 0.93          | 0.93    | 0.82     | 2.59            | -              |

Table 10.33a Medical Benefit

| Regions, districts and localities | 2020       |            |              | Regions, districts and localities | 2020       |            |            |
|-----------------------------------|------------|------------|--------------|-----------------------------------|------------|------------|------------|
|                                   | Males      | Females    | Total        |                                   | Males      | Females    | Total      |
| <b>MALTA</b>                      | <b>772</b> | <b>934</b> | <b>1,706</b> | <b>Northern</b>                   | <b>142</b> | <b>159</b> | <b>301</b> |
| Malta                             | 746        | 888        | 1,634        | Hal Għargħur                      | 10         | 8          | 18         |
| Gozo and Comino                   | 26         | 46         | 72           | Il-Mellieħa                       | 24         | 12         | 36         |
| <b>Southern Harbour</b>           | <b>138</b> | <b>194</b> | <b>332</b>   | L-Imġarr                          | 11         | 5          | 16         |
| Bormla                            | 4          | 17         | 21           | Il-Mosta                          | 41         | 41         | 82         |
| Il-Fgura                          | 22         | 43         | 65           | In-Naxxar                         | 30         | 21         | 51         |
| Floriana                          | 3          | 5          | 8            | San Pawl Il-Baħar                 | 26         | 72         | 98         |
| Hal Luqa                          | 3          | 15         | 18           | <b>Gozo and Comino</b>            | <b>26</b>  | <b>46</b>  | <b>72</b>  |
| Hal Tarxien                       | 26         | 31         | 57           | Il-Fontana                        | -          | -          | -          |
| Haż-Żabbar                        | 29         | 23         | 52           | Għajnsielem                       | 1          | 5          | 6          |
| Il-Kalkara                        | 9          | 7          | 16           | and Comino                        | -          | -          | -          |
| Il-Marsa                          | 8          | 14         | 22           | L-Għarb                           | 4          | 1          | 5          |
| Raħal Ġdid                        | 9          | 21         | 30           | L-Għasri                          | -          | -          | -          |
| Santa Luċija                      | 4          | 2          | 6            | Il-Munxar                         | 1          | 2          | 3          |
| L-Isla                            | 5          | 4          | 9            | In-Nadur                          | 2          | 7          | 9          |
| Valletta                          | 10         | 4          | 14           | Il-Qala                           | -          | 3          | 3          |
| Il-Birgu                          | 2          | 5          | 7            | San Lawrenz                       | 1          | 2          | 3          |
| Ix-Xgħajra                        | 4          | 3          | 7            | Ta' Kerċem                        | -          | 4          | 4          |
| <b>Northern Harbour</b>           | <b>220</b> | <b>264</b> | <b>484</b>   | Ta' Sannat                        | 1          | 4          | 5          |
| Birkirkara                        | 44         | 55         | 99           | Ir-Rabat                          | 10         | 8          | 18         |
| Il-Gżira                          | 9          | 12         | 21           | Ix-Xagħra                         | 3          | 4          | 7          |
| Hal Qormi                         | 39         | 49         | 88           | Ix-Xewkija                        | 1          | 2          | 3          |
| Il-Hamrun                         | 17         | 16         | 33           | Iż-Żebbuġ                         | 2          | 4          | 6          |
| L-Imsida                          | 15         | 38         | 53           |                                   |            |            |            |
| Pembroke                          | 5          | 7          | 12           |                                   |            |            |            |
| San Ġwann                         | 28         | 24         | 52           |                                   |            |            |            |
| Santa Venera                      | 17         | 16         | 33           |                                   |            |            |            |
| San Ġiljan                        | 12         | 8          | 20           |                                   |            |            |            |
| Is-Swieqi                         | 10         | 9          | 19           |                                   |            |            |            |
| Ta' Xbiex                         | 3          | 4          | 7            |                                   |            |            |            |
| Tal-Pietà                         | 7          | 15         | 22           |                                   |            |            |            |
| Tas-Sliema                        | 14         | 11         | 25           |                                   |            |            |            |
| <b>South Eastern</b>              | <b>142</b> | <b>145</b> | <b>287</b>   |                                   |            |            |            |
| Birżebbuġa                        | 20         | 26         | 46           |                                   |            |            |            |
| Il-Gudja                          | 8          | 9          | 17           |                                   |            |            |            |
| Hal Għaxaq                        | 12         | 7          | 19           |                                   |            |            |            |
| Hal Kirkop                        | 7          | 2          | 9            |                                   |            |            |            |
| Hal Safi                          | 11         | 5          | 16           |                                   |            |            |            |
| Marsaskala                        | 26         | 28         | 54           |                                   |            |            |            |
| Marsaxlokk                        | 5          | 6          | 11           |                                   |            |            |            |
| L-Imqabba                         | -          | 8          | 8            |                                   |            |            |            |
| Il-Qrendi                         | 5          | 8          | 13           |                                   |            |            |            |
| Iż-Żejtun                         | 26         | 25         | 51           |                                   |            |            |            |
| Iż-Żurrieq                        | 22         | 21         | 43           |                                   |            |            |            |
| <b>Western</b>                    | <b>104</b> | <b>126</b> | <b>230</b>   |                                   |            |            |            |
| Had-Dingli                        | 6          | 9          | 15           |                                   |            |            |            |
| Hal Balzan                        | 2          | 5          | 7            |                                   |            |            |            |
| Hal Lija                          | 4          | 4          | 8            |                                   |            |            |            |
| H'Attard                          | 14         | 18         | 32           |                                   |            |            |            |
| Haż-Zebbuġ                        | 26         | 27         | 53           |                                   |            |            |            |
| L-Iklin                           | 6          | 5          | 11           |                                   |            |            |            |
| L-Imdina                          | -          | -          | -            |                                   |            |            |            |
| L-Imtarfa                         | 7          | 3          | 10           |                                   |            |            |            |
| Ir-Rabat                          | 21         | 31         | 52           |                                   |            |            |            |
| Is-Siġġiewi                       | 18         | 24         | 42           |                                   |            |            |            |

Table 10.33b Medical Benefit: regional analysis

|  |      | Southern | Northern Harbour | South Eastern | Western | Northern | Gozo and Comino | TOTAL   |
|--|------|----------|------------------|---------------|---------|----------|-----------------|---------|
| Total Population                                   | 2020 | 84,901   | 171,606          | 74,831        | 62,927  | 87,272   | 34,563          | 516,100 |
| Total Beneficiaries                                | 2020 | 332      | 484              | 287           | 230     | 301      | 72              | 1,706   |
| Total Expenditure (€'000s)                         | 2020 | 486      | 716              | 420           | 336     | 444      | 103             | 2,505   |
| Actual Beneficiaries per 1,000 of Population       | 2020 | 3.9      | 2.8              | 3.8           | 3.7     | 3.4      | 2.1             | -       |
| Expected Beneficiaries (Based on National Average) | 2020 | 281      | 567              | 247           | 208     | 288      | 114             | -       |
| Ratio of Beneficiaries (Actual/Estimate)           | 2020 | 1.18     | 0.85             | 1.16          | 1.11    | 1.04     | 0.63            | -       |



Table 10.34a Parent Benefit

| Regions, districts and localities | 2020       |              |              | Regions, districts and localities | 2020       |            |            |
|-----------------------------------|------------|--------------|--------------|-----------------------------------|------------|------------|------------|
|                                   | Males      | Females      | Total        |                                   | Males      | Females    | Total      |
| <b>MALTA</b>                      | <b>562</b> | <b>4,023</b> | <b>4,585</b> | <b>Northern</b>                   | <b>123</b> | <b>848</b> | <b>971</b> |
| Malta                             | 510        | 3,799        | 4,309        | Hal Għargħur                      | 4          | 31         | 35         |
| Gozo and Comino                   | 52         | 224          | 276          | Il-Mellieħa                       | 15         | 106        | 121        |
| <b>Southern Harbour</b>           | <b>86</b>  | <b>798</b>   | <b>884</b>   | L-Imġarr                          | 3          | 42         | 45         |
| Bormla                            | 5          | 36           | 41           | Il-Mosta                          | 23         | 190        | 213        |
| Il-Fgura                          | 21         | 145          | 166          | In-Naxxar                         | 18         | 125        | 143        |
| Floriana                          | 2          | 14           | 16           | San Pawl Il-Baħar                 | 60         | 354        | 414        |
| Hal Luqa                          | 7          | 51           | 58           | <b>Gozo and Comino</b>            | <b>52</b>  | <b>224</b> | <b>276</b> |
| Hal Tarxien                       | 9          | 94           | 103          | Il-Fontana                        | 2          | 9          | 11         |
| Haż-Żabbar                        | 23         | 198          | 221          | Għajnsielem                       | 6          | 29         | 35         |
| Il-Kalkara                        | 1          | 16           | 17           | and Comino                        |            |            |            |
| Il-Marsa                          | 7          | 45           | 52           | L-Għarb                           | 3          | 7          | 10         |
| Raħal Ġdid                        | 5          | 64           | 69           | L-Għasri                          | 1          | 1          | 2          |
| Santa Luċija                      | 2          | 20           | 22           | Il-Munxar                         | 3          | 5          | 8          |
| L-Isla                            | 1          | 32           | 33           | In-Nadur                          | 11         | 24         | 35         |
| Valletta                          | 3          | 43           | 46           | Il-Qala                           | 1          | 7          | 8          |
| Il-Birgu                          | -          | 16           | 16           | San Lawrenz                       | 1          | 2          | 3          |
| Ix-Xgħajra                        | -          | 24           | 24           | Ta' Kerċem                        | 3          | 14         | 17         |
| <b>Northern Harbour</b>           | <b>155</b> | <b>969</b>   | <b>1,124</b> | Ta' Sannat                        | 3          | 19         | 22         |
| Birkirkara                        | 30         | 221          | 251          | Ir-Rabat                          | 9          | 41         | 50         |
| Il-Gżira                          | 11         | 45           | 56           | Ix-Xagħra                         | 6          | 29         | 35         |
| Hal Qormi                         | 21         | 150          | 171          | Ix-Xewkija                        | -          | 22         | 22         |
| Il-Ħamrun                         | 7          | 70           | 77           | Iż-Żebbuġ                         | 3          | 15         | 18         |
| L-Imsida                          | 15         | 80           | 95           |                                   |            |            |            |
| Pembroke                          | 2          | 24           | 26           |                                   |            |            |            |
| San Ġwann                         | 10         | 88           | 98           |                                   |            |            |            |
| Santa Venera                      | 10         | 83           | 93           |                                   |            |            |            |
| San Ġiljan                        | 9          | 36           | 45           |                                   |            |            |            |
| Is-Swieqi                         | 12         | 63           | 75           |                                   |            |            |            |
| Ta' Xbiex                         | 3          | 9            | 12           |                                   |            |            |            |
| Tal-Pietà                         | 6          | 33           | 39           |                                   |            |            |            |
| Tas-Sliema                        | 19         | 67           | 86           |                                   |            |            |            |
| <b>South Eastern</b>              | <b>78</b>  | <b>723</b>   | <b>801</b>   |                                   |            |            |            |
| Birżebbuġa                        | 7          | 76           | 83           |                                   |            |            |            |
| Il-Gudja                          | 2          | 30           | 32           |                                   |            |            |            |
| Hal Għaxaq                        | 9          | 64           | 73           |                                   |            |            |            |
| Hal Kirkop                        | 3          | 15           | 18           |                                   |            |            |            |
| Hal Safi                          | 4          | 22           | 26           |                                   |            |            |            |
| Marsaskala                        | 14         | 174          | 188          |                                   |            |            |            |
| Marsaxlokk                        | 4          | 21           | 25           |                                   |            |            |            |
| L-Imqabba                         | 2          | 36           | 38           |                                   |            |            |            |
| Il-Qrendi                         | 6          | 28           | 34           |                                   |            |            |            |
| Iż-Żejtun                         | 14         | 133          | 147          |                                   |            |            |            |
| Iż-Żurrieq                        | 13         | 124          | 137          |                                   |            |            |            |
| <b>Western</b>                    | <b>68</b>  | <b>461</b>   | <b>529</b>   |                                   |            |            |            |
| Ħad-Dingli                        | -          | 30           | 30           |                                   |            |            |            |
| Hal Balzan                        | 6          | 29           | 35           |                                   |            |            |            |
| Hal Lija                          | 3          | 25           | 28           |                                   |            |            |            |
| Ħ'Attard                          | 13         | 85           | 98           |                                   |            |            |            |
| Ħaż-Zebbuġ                        | 13         | 98           | 111          |                                   |            |            |            |
| L-Iklin                           | 1          | 25           | 26           |                                   |            |            |            |
| L-Imdina                          | -          | -            | -            |                                   |            |            |            |
| L-Imtarfa                         | 3          | 29           | 32           |                                   |            |            |            |
| Ir-Rabat                          | 17         | 78           | 95           |                                   |            |            |            |
| Is-Siġġiewi                       | 12         | 62           | 74           |                                   |            |            |            |

Table 10.34b Parent Benefit: regional analysis

|  |      | Southern | Northern Harbour | South Eastern | Western | Northern | Gozo and Comino | TOTAL   |
|--|------|----------|------------------|---------------|---------|----------|-----------------|---------|
| Total Population                                   | 2020 | 84,901   | 171,606          | 74,831        | 62,927  | 87,272   | 34,563          | 516,100 |
| Total Beneficiaries                                | 2020 | 884      | 1,124            | 801           | 529     | 971      | 276             | 4,585   |
| Total Expenditure (€'000s)                         | 2020 | 1,752    | 2,281            | 1,616         | 1,056   | 2,065    | 576             | 9,347   |
| Actual Beneficiaries per 1,000 of Population       | 2020 | 10.4     | 6.5              | 10.7          | 8.4     | 11.1     | 8.0             | -       |
| Expected Beneficiaries (Based on National Average) | 2020 | 754      | 1,525            | 665           | 559     | 775      | 307             | -       |
| Ratio of Beneficiaries (Actual/Estimate)           | 2020 | 1.17     | 0.74             | 1.20          | 0.95    | 1.25     | 0.90            | -       |

Table 10.35a Children's Allowance

| Regions, districts and localities | 2016       |               |               | 2018       |               |               | 2020       |               |               |
|-----------------------------------|------------|---------------|---------------|------------|---------------|---------------|------------|---------------|---------------|
|                                   | Males      | Females       | Total         | Males      | Females       | Total         | Males      | Females       | Total         |
| <b>MALTA</b>                      | <b>397</b> | <b>17,054</b> | <b>17,451</b> | <b>401</b> | <b>17,050</b> | <b>17,451</b> | <b>370</b> | <b>18,178</b> | <b>18,548</b> |
| <b>Malta</b>                      | <b>375</b> | <b>15,912</b> | <b>16,287</b> | <b>368</b> | <b>15,897</b> | <b>16,265</b> | <b>342</b> | <b>16,974</b> | <b>17,316</b> |
| <b>Gozo and Comino</b>            | <b>22</b>  | <b>1,142</b>  | <b>1,164</b>  | <b>33</b>  | <b>1,153</b>  | <b>1,186</b>  | <b>28</b>  | <b>1,204</b>  | <b>1,232</b>  |
| <b>Southern Harbour</b>           | <b>118</b> | <b>4,044</b>  | <b>4,162</b>  | <b>98</b>  | <b>4,013</b>  | <b>4,111</b>  | <b>91</b>  | <b>4,039</b>  | <b>4,130</b>  |
| Bormla                            | 20         | 404           | 424           | 13         | 381           | 394           | 13         | 347           | 360           |
| Il-Fgura                          | 16         | 542           | 558           | 14         | 541           | 555           | 15         | 551           | 566           |
| Floriana                          | 2          | 106           | 108           | 1          | 101           | 102           | 1          | 102           | 103           |
| Hal Luqa                          | 4          | 180           | 184           | 4          | 195           | 199           | 5          | 190           | 195           |
| Hal Tarxien                       | 7          | 380           | 387           | 8          | 368           | 376           | 7          | 430           | 437           |
| Haż-Żabbar                        | 19         | 755           | 774           | 16         | 790           | 806           | 18         | 838           | 856           |
| Il-Kalkara                        | 3          | 117           | 120           | 2          | 110           | 112           | 1          | 108           | 109           |
| Il-Marsa                          | 10         | 278           | 288           | 5          | 286           | 291           | 6          | 281           | 287           |
| Raħal Ġdid                        | 10         | 358           | 368           | 8          | 349           | 357           | 6          | 359           | 365           |
| Santa Luċija                      | 1          | 127           | 128           | 3          | 120           | 123           | -          | 120           | 120           |
| L-Isla                            | 5          | 164           | 169           | 3          | 157           | 160           | 4          | 145           | 149           |
| Valletta                          | 16         | 363           | 379           | 12         | 348           | 360           | 10         | 314           | 324           |
| Il-Birgu                          | 3          | 137           | 140           | 6          | 133           | 139           | 4          | 123           | 127           |
| Ix-Xghajra                        | 2          | 133           | 135           | 3          | 134           | 137           | 1          | 131           | 132           |
| <b>Northern Harbour</b>           | <b>96</b>  | <b>4,724</b>  | <b>4,820</b>  | <b>110</b> | <b>4,662</b>  | <b>4,772</b>  | <b>100</b> | <b>4,819</b>  | <b>4,919</b>  |
| Birkirkara                        | 14         | 1,008         | 1,022         | 16         | 977           | 993           | 17         | 1,004         | 1,021         |
| Il-Gżira                          | 9          | 273           | 282           | 12         | 272           | 284           | 9          | 264           | 273           |
| Hal Qormi                         | 18         | 825           | 843           | 16         | 819           | 835           | 17         | 832           | 849           |
| Il-Hamrun                         | 14         | 477           | 491           | 17         | 481           | 498           | 17         | 483           | 500           |
| L-Imsida                          | 7          | 351           | 358           | 8          | 346           | 354           | 6          | 380           | 386           |
| Pembroke                          | 3          | 135           | 138           | 6          | 138           | 144           | 2          | 134           | 136           |
| San Ġwann                         | 6          | 471           | 477           | 7          | 435           | 442           | 6          | 459           | 465           |
| Santa Venera                      | 8          | 358           | 366           | 8          | 360           | 368           | 5          | 350           | 355           |
| San Ġiljan                        | 4          | 191           | 195           | 3          | 189           | 192           | 3          | 193           | 196           |
| Is-Swieqi                         | 2          | 169           | 171           | 1          | 170           | 171           | 3          | 207           | 210           |
| Ta' Xbiex                         | 2          | 47            | 49            | 3          | 43            | 46            | 4          | 49            | 53            |
| Tal-Pietà                         | 3          | 180           | 183           | 5          | 182           | 187           | 3          | 183           | 186           |
| Tas-Sliema                        | 6          | 239           | 245           | 8          | 250           | 258           | 8          | 281           | 289           |
| <b>South Eastern</b>              | <b>57</b>  | <b>2,720</b>  | <b>2,777</b>  | <b>54</b>  | <b>2,740</b>  | <b>2,794</b>  | <b>55</b>  | <b>3,030</b>  | <b>3,085</b>  |
| Birżebbuġa                        | 16         | 419           | 435           | 15         | 416           | 431           | 11         | 432           | 443           |
| Il-Gudja                          | 2          | 81            | 83            | 4          | 93            | 97            | 3          | 104           | 107           |
| Hal Ghaxaq                        | 4          | 222           | 226           | 7          | 217           | 224           | 6          | 227           | 233           |
| Hal Kirkop                        | 2          | 89            | 91            | 2          | 93            | 95            | 2          | 92            | 94            |
| Hal Safi                          | 3          | 114           | 117           | -          | 123           | 123           | -          | 123           | 123           |
| Marsaskala                        | 10         | 528           | 538           | 7          | 559           | 566           | 9          | 673           | 682           |
| Marsaxlokk                        | 2          | 112           | 114           | 2          | 110           | 112           | 2          | 108           | 110           |
| L-Imqabba                         | 1          | 125           | 126           | 1          | 109           | 110           | -          | 120           | 120           |
| Il-Qrendi                         | 2          | 110           | 112           | -          | 104           | 104           | 2          | 114           | 116           |
| Iż-Żejtun                         | 11         | 515           | 526           | 7          | 493           | 500           | 11         | 594           | 605           |
| Iż-Żurrieq                        | 4          | 405           | 409           | 9          | 423           | 432           | 9          | 443           | 452           |
| <b>Western</b>                    | <b>43</b>  | <b>1,795</b>  | <b>1,838</b>  | <b>49</b>  | <b>1,764</b>  | <b>1,813</b>  | <b>45</b>  | <b>1,906</b>  | <b>1,951</b>  |
| Had-Dingli                        | 2          | 108           | 110           | 1          | 112           | 113           | 1          | 126           | 127           |
| Hal Balzan                        | 6          | 106           | 112           | 5          | 96            | 101           | 3          | 122           | 125           |
| Hal Lija                          | 3          | 51            | 54            | 2          | 46            | 48            | 2          | 51            | 53            |
| H'Attard                          | 3          | 188           | 191           | 5          | 192           | 197           | 3          | 221           | 224           |
| Haż-Zebbuġ                        | 8          | 528           | 536           | 10         | 483           | 493           | 11         | 505           | 516           |
| L-Iklin                           | 2          | 70            | 72            | 1          | 86            | 87            | 1          | 89            | 90            |
| L-Imdina                          | -          | 6             | 6             | -          | 5             | 5             | 1          | 2             | 3             |
| L-Imtarfa                         | 1          | 99            | 100           | 4          | 104           | 108           | 3          | 102           | 105           |
| Ir-Rabat                          | 12         | 376           | 388           | 14         | 358           | 372           | 14         | 389           | 403           |
| Is-Siġġiewi                       | 6          | 263           | 269           | 7          | 282           | 289           | 6          | 299           | 305           |

Table 10.35a continued

| Regions, districts and localities | 2016      |              |              | 2018      |              |              | 2020      |              |              |
|-----------------------------------|-----------|--------------|--------------|-----------|--------------|--------------|-----------|--------------|--------------|
|                                   | Males     | Females      | Total        | Males     | Females      | Total        | Males     | Females      | Total        |
| <b>Northern</b>                   | <b>61</b> | <b>2,629</b> | <b>2,690</b> | <b>57</b> | <b>2,718</b> | <b>2,775</b> | <b>51</b> | <b>3,180</b> | <b>3,231</b> |
| Hal Gharghur                      | 2         | 103          | 105          | 2         | 111          | 113          | 3         | 137          | 140          |
| Il-Mellieħa                       | 4         | 307          | 311          | 5         | 311          | 316          | 4         | 357          | 361          |
| L-Imġarr                          | -         | 160          | 160          | 3         | 147          | 150          | 3         | 177          | 180          |
| Il-Mosta                          | 16        | 687          | 703          | 12        | 650          | 662          | 10        | 697          | 707          |
| In-Naxxar                         | 12        | 375          | 387          | 12        | 384          | 396          | 10        | 404          | 414          |
| San Pawl Il-Baħar                 | 27        | 997          | 1,024        | 23        | 1,115        | 1,138        | 21        | 1,408        | 1,429        |
| <b>Gozo and Comino</b>            | <b>22</b> | <b>1,142</b> | <b>1,164</b> | <b>33</b> | <b>1,153</b> | <b>1,186</b> | <b>28</b> | <b>1,204</b> | <b>1,232</b> |
| Il-Fontana                        | -         | 26           | 26           | 1         | 25           | 26           | 1         | 32           | 33           |
| Għajnsielem                       | 3         | 109          | 112          | 5         | 118          | 123          | 3         | 128          | 131          |
| and Comino                        | 1         | 44           | 45           | 1         | 47           | 48           | 1         | 40           | 41           |
| L-Għarb                           | 1         | 10           | 11           | -         | 8            | 8            | -         | 11           | 11           |
| L-Għasri                          | 1         | 36           | 37           | 1         | 39           | 40           | 2         | 47           | 49           |
| Il-Munxar                         | 1         | 149          | 150          | 2         | 144          | 146          | 2         | 138          | 140          |
| In-Nadur                          | 2         | 68           | 70           | 2         | 76           | 78           | 1         | 73           | 74           |
| Il-Qala                           | 3         | 23           | 26           | 1         | 22           | 23           | -         | 23           | 23           |
| San Lawrenz                       | 1         | 53           | 54           | 1         | 57           | 58           | 2         | 49           | 51           |
| Ta' Kerċem                        | 2         | 72           | 74           | 6         | 79           | 85           | 3         | 83           | 86           |
| Ta' Sannat                        | 2         | 206          | 208          | 5         | 204          | 209          | 5         | 205          | 210          |
| Ir-Rabat                          | -         | 163          | 163          | 1         | 144          | 145          | 2         | 156          | 158          |
| Ix-Xagħra                         | 3         | 96           | 99           | 3         | 90           | 93           | 3         | 113          | 116          |
| Ix-Xewkija                        | 2         | 87           | 89           | 4         | 100          | 104          | 3         | 106          | 109          |
| Iż-Żebbuġ                         |           |              |              |           |              |              |           |              |              |

Table 10.35b Children's Allowance: regional analysis

|  |      | Southern | Northern Harbour | South Eastern | Western | Northern | Gozo and Comino | TOTAL          |
|--|------|----------|------------------|---------------|---------|----------|-----------------|----------------|
| Total Population                                   | 2016 | 80,664   | 143,773          | 69,187        | 60,131  | 74,336   | 32,206          | <b>460,297</b> |
|  | 2018 | 82,910   | 160,173          | 72,375        | 61,689  | 83,024   | 33,388          | <b>493,559</b> |
|  | 2020 | 84,901   | 171,606          | 74,831        | 62,927  | 87,272   | 34,563          | <b>516,100</b> |
| Total Beneficiaries                                | 2016 | 4,162    | 4,820            | 2,777         | 1,838   | 2,690    | 1,164           | <b>17,451</b>  |
|  | 2018 | 4,111    | 4,772            | 2,794         | 1,813   | 2,775    | 1,186           | <b>17,451</b>  |
|  | 2020 | 4,130    | 4,919            | 3,085         | 1,951   | 3,231    | 1,232           | <b>18,548</b>  |
| Total Expenditure (€'000s)                         | 2016 | 5,853    | 6,443            | 3,621         | 2,341   | 3,371    | 1,449           | <b>23,077</b>  |
|  | 2018 | 5,299    | 5,873            | 3,336         | 2,120   | 3,143    | 1,392           | <b>21,163</b>  |
|  | 2020 | 5,227    | 5,802            | 3,526         | 2,126   | 3,449    | 1,439           | <b>21,569</b>  |
| Actual Beneficiaries per 1,000 of Population       | 2016 | 51.6     | 33.5             | 40.1          | 30.6    | 36.2     | 36.1            | -              |
|  | 2018 | 49.6     | 29.8             | 38.6          | 29.4    | 33.4     | 35.5            | -              |
|  | 2020 | 48.6     | 28.7             | 41.2          | 31.0    | 37.0     | 35.6            | -              |
| Expected Beneficiaries (Based on National Average) | 2016 | 3,058    | 5,451            | 2,623         | 2,280   | 2,818    | 1,221           | -              |
|  | 2018 | 2,931    | 5,663            | 2,559         | 2,181   | 2,936    | 1,181           | -              |
|  | 2020 | 3,051    | 6,167            | 2,689         | 2,262   | 3,136    | 1,242           | -              |
| Ratio of Beneficiaries (Actual/Estimate)           | 2016 | 1.36     | 0.88             | 1.06          | 0.81    | 0.95     | 0.95            | -              |
|  | 2018 | 1.40     | 0.84             | 1.09          | 0.83    | 0.95     | 1.00            | -              |
|  | 2020 | 1.35     | 0.80             | 1.15          | 0.86    | 1.03     | 0.99            | -              |

Table 10.36a Children's Allowance Flat Rate

| Regions, districts and localities | 2016       |               |               | 2018       |               |               | 2020       |               |               |
|-----------------------------------|------------|---------------|---------------|------------|---------------|---------------|------------|---------------|---------------|
|                                   | Males      | Females       | Total         | Males      | Females       | Total         | Males      | Females       | Total         |
| <b>MALTA</b>                      | <b>154</b> | <b>25,763</b> | <b>25,917</b> | <b>170</b> | <b>26,136</b> | <b>26,306</b> | <b>171</b> | <b>26,698</b> | <b>26,869</b> |
| <b>Malta</b>                      | <b>149</b> | <b>23,810</b> | <b>23,959</b> | <b>164</b> | <b>24,199</b> | <b>24,363</b> | <b>163</b> | <b>24,709</b> | <b>24,872</b> |
| <b>Gozo and Comino</b>            | <b>5</b>   | <b>1,953</b>  | <b>1,958</b>  | <b>6</b>   | <b>1,937</b>  | <b>1,943</b>  | <b>8</b>   | <b>1,989</b>  | <b>1,997</b>  |
| <b>Southern Harbour</b>           | <b>20</b>  | <b>3,834</b>  | <b>3,854</b>  | <b>24</b>  | <b>3,802</b>  | <b>3,826</b>  | <b>27</b>  | <b>3,964</b>  | <b>3,991</b>  |
| Bormla                            | 1          | 89            | 90            | 2          | 93            | 95            | -          | 91            | 91            |
| Il-Fgura                          | 2          | 768           | 770           | 4          | 742           | 746           | 6          | 795           | 801           |
| Floriana                          | -          | 35            | 35            | -          | 28            | 28            | -          | 28            | 28            |
| Hal Luqa                          | 2          | 289           | 291           | 3          | 302           | 305           | 4          | 295           | 299           |
| Hal Tarxien                       | 3          | 562           | 565           | 2          | 571           | 573           | 2          | 587           | 589           |
| Haż-Żabbar                        | 4          | 1,009         | 1,013         | 5          | 1,018         | 1,023         | 6          | 1,089         | 1,095         |
| Il-Kalkara                        | -          | 168           | 168           | -          | 161           | 161           | -          | 148           | 148           |
| Il-Marsa                          | 1          | 128           | 129           | 1          | 125           | 126           | 1          | 141           | 142           |
| Raħal Ġdid                        | 1          | 320           | 321           | 1          | 307           | 308           | 4          | 349           | 353           |
| Santa Luċija                      | -          | 98            | 98            | -          | 101           | 101           | 1          | 95            | 96            |
| L-Isla                            | 1          | 62            | 63            | 1          | 54            | 55            | -          | 53            | 53            |
| Valletta                          | 3          | 115           | 118           | 4          | 116           | 120           | 2          | 116           | 118           |
| Il-Birgu                          | -          | 55            | 55            | -          | 48            | 48            | 1          | 43            | 44            |
| Ix-Xghajra                        | 2          | 136           | 138           | 1          | 136           | 137           | -          | 134           | 134           |
| <b>Northern Harbour</b>           | <b>41</b>  | <b>6,363</b>  | <b>6,404</b>  | <b>45</b>  | <b>6,392</b>  | <b>6,437</b>  | <b>38</b>  | <b>6,364</b>  | <b>6,402</b>  |
| Birkirkara                        | 7          | 1,424         | 1,431         | 11         | 1,452         | 1,463         | 9          | 1,451         | 1,460         |
| Il-Gżira                          | 3          | 277           | 280           | 4          | 258           | 262           | 5          | 267           | 272           |
| Hal Qormi                         | 4          | 866           | 870           | 5          | 863           | 868           | 4          | 936           | 940           |
| Il-Hamrun                         | 4          | 290           | 294           | 2          | 291           | 293           | 1          | 314           | 315           |
| L-Imsida                          | 3          | 339           | 342           | 4          | 316           | 320           | 4          | 330           | 334           |
| Pembroke                          | 3          | 260           | 263           | 4          | 230           | 234           | 1          | 197           | 198           |
| San Ġwann                         | 3          | 651           | 654           | 2          | 654           | 656           | 1          | 629           | 630           |
| Santa Venera                      | 2          | 426           | 428           | 3          | 439           | 442           | 3          | 483           | 486           |
| San Ġiljan                        | 2          | 395           | 397           | 3          | 391           | 394           | 4          | 338           | 342           |
| Is-Swieqi                         | 2          | 680           | 682           | 3          | 711           | 714           | 4          | 669           | 673           |
| Ta' Xbiex                         | 2          | 59            | 61            | -          | 68            | 68            | -          | 60            | 60            |
| Tal-Pietà                         | 2          | 138           | 140           | 1          | 147           | 148           | -          | 159           | 159           |
| Tas-Sliema                        | 4          | 558           | 562           | 3          | 572           | 575           | 2          | 531           | 533           |
| <b>South Eastern</b>              | <b>34</b>  | <b>4,719</b>  | <b>4,753</b>  | <b>31</b>  | <b>4,842</b>  | <b>4,873</b>  | <b>29</b>  | <b>5,002</b>  | <b>5,031</b>  |
| Birżebbuġa                        | 2          | 533           | 535           | 1          | 511           | 512           | -          | 492           | 492           |
| Il-Gudja                          | 1          | 203           | 204           | 1          | 203           | 204           | 1          | 201           | 202           |
| Hal Ghaxaq                        | -          | 355           | 355           | -          | 380           | 380           | -          | 407           | 407           |
| Hal Kirkop                        | 1          | 162           | 163           | 1          | 159           | 160           | 1          | 175           | 176           |
| Hal Safi                          | 5          | 132           | 137           | 4          | 136           | 140           | 2          | 158           | 160           |
| Marsaskala                        | 8          | 1,041         | 1,049         | 9          | 1,063         | 1,072         | 6          | 1,060         | 1,066         |
| Marsaxlokk                        | 1          | 245           | 246           | 3          | 242           | 245           | 4          | 254           | 258           |
| L-Imqabba                         | 6          | 278           | 284           | 2          | 290           | 292           | 3          | 304           | 307           |
| Il-Qrendi                         | 3          | 214           | 217           | 1          | 232           | 233           | 1          | 251           | 252           |
| Iż-Żejtun                         | 4          | 659           | 663           | 5          | 694           | 699           | 6          | 721           | 727           |
| Iż-Żurrieq                        | 3          | 897           | 900           | 4          | 932           | 936           | 5          | 979           | 984           |
| <b>Western</b>                    | <b>30</b>  | <b>4,249</b>  | <b>4,279</b>  | <b>33</b>  | <b>4,352</b>  | <b>4,385</b>  | <b>39</b>  | <b>4,331</b>  | <b>4,370</b>  |
| Had-Dingli                        | 1          | 277           | 278           | 1          | 290           | 291           | 2          | 286           | 288           |
| Hal Balzan                        | 2          | 260           | 262           | 2          | 291           | 293           | 1          | 277           | 278           |
| Hal Lija                          | -          | 237           | 237           | -          | 237           | 237           | 1          | 232           | 233           |
| H'Attard                          | 8          | 894           | 902           | 7          | 903           | 910           | 7          | 894           | 901           |
| Haż-Zebbuġ                        | 7          | 885           | 892           | 7          | 895           | 902           | 10         | 932           | 942           |
| L-Iklin                           | 1          | 179           | 180           | 1          | 181           | 182           | 2          | 162           | 164           |
| L-Imdina                          | -          | 4             | 4             | -          | 4             | 4             | -          | 5             | 5             |
| L-Imtarfa                         | 1          | 222           | 223           | 1          | 189           | 190           | 2          | 175           | 177           |
| Ir-Rabat                          | 1          | 642           | 643           | 6          | 680           | 686           | 6          | 661           | 667           |
| Is-Siġġiewi                       | 9          | 649           | 658           | 8          | 682           | 690           | 8          | 707           | 715           |

Table 10.36a continued

| Regions, districts and localities | 2016      |              |              | 2018      |              |              | 2020      |              |              |
|-----------------------------------|-----------|--------------|--------------|-----------|--------------|--------------|-----------|--------------|--------------|
|                                   | Males     | Females      | Total        | Males     | Females      | Total        | Males     | Females      | Total        |
| <b>Northern</b>                   | <b>24</b> | <b>4,645</b> | <b>4,669</b> | <b>31</b> | <b>4,811</b> | <b>4,842</b> | <b>30</b> | <b>5,048</b> | <b>5,078</b> |
| Hal Gharghur                      | 2         | 257          | 259          | 1         | 278          | 279          | -         | 280          | 280          |
| Il-Mellieħa                       | 3         | 650          | 653          | 2         | 639          | 641          | 4         | 671          | 675          |
| L-Imġarr                          | 1         | 291          | 292          | 1         | 326          | 327          | 2         | 364          | 366          |
| Il-Mosta                          | 5         | 1,559        | 1,564        | 10        | 1,598        | 1,608        | 13        | 1,640        | 1,653        |
| In-Naxxar                         | 6         | 1,061        | 1,067        | 9         | 1,086        | 1,095        | 6         | 1,106        | 1,112        |
| San Pawl Il-Baħar                 | 7         | 827          | 834          | 8         | 884          | 892          | 5         | 987          | 992          |
| <b>Gozo and Comino</b>            | <b>5</b>  | <b>1,953</b> | <b>1,958</b> | <b>6</b>  | <b>1,937</b> | <b>1,943</b> | <b>8</b>  | <b>1,989</b> | <b>1,997</b> |
| Il-Fontana                        | -         | 69           | 69           | -         | 63           | 63           | 1         | 68           | 69           |
| Għajnsielem and Comino            | -         | 161          | 161          | -         | 155          | 155          | -         | 175          | 175          |
| L-Għarb                           | -         | 83           | 83           | -         | 88           | 88           | -         | 98           | 98           |
| L-Għasri                          | -         | 28           | 28           | 1         | 26           | 27           | 1         | 25           | 26           |
| Il-Munxar                         | -         | 70           | 70           | -         | 66           | 66           | -         | 64           | 64           |
| In-Nadur                          | -         | 207          | 207          | -         | 198          | 198          | -         | 211          | 211          |
| Il-Qala                           | 1         | 114          | 115          | -         | 118          | 118          | -         | 120          | 120          |
| San Lawrenz                       | 1         | 35           | 36           | 1         | 37           | 38           | -         | 37           | 37           |
| Ta' Kerċem                        | 1         | 121          | 122          | 1         | 122          | 123          | -         | 125          | 125          |
| Ta' Sannat                        | -         | 137          | 137          | 1         | 131          | 132          | 2         | 135          | 137          |
| Ir-Rabat                          | -         | 374          | 374          | 1         | 368          | 369          | 3         | 351          | 354          |
| Ix-Xagħra                         | -         | 252          | 252          | -         | 280          | 280          | 1         | 285          | 286          |
| Ix-Xewkija                        | -         | 184          | 184          | -         | 174          | 174          | -         | 176          | 176          |
| Iż-Żebbuġ                         | 2         | 118          | 120          | 1         | 111          | 112          | -         | 119          | 119          |

Table 10.36b Children's Allowance Flat Rate: regional analysis

|  |      | Southern | Northern Harbour | South Eastern | Western | Northern     | Gozo and Comino | TOTAL          |
|--|------|----------|------------------|---------------|---------|--------------|-----------------|----------------|
| Total Population                                   | 2016 | 80,664   | 143,773          | 69,187        | 60,131  | 74,336       | 32,206          | <b>460,297</b> |
|  | 2018 | 82,910   | 160,173          | 72,375        | 61,689  | 83,024       | 33,388          | <b>493,559</b> |
|  | 2020 | 84,901   | 171,606          | 74,831        | 62,927  | 87,272       | 34,563          | <b>516,100</b> |
| Total Beneficiaries                                | 2016 | 3,854    | 6,404            | 4,753         | 4,279   | 4,669        | 1,958           | <b>25,917</b>  |
|  | 2018 | 3,826    | 6,437            | 4,873         | 4,385   | 4,842        | 1,943           | <b>26,306</b>  |
|  | 2020 | 3,991    | 6,402            | 5,031         | 4,370   | 5,078        | 1,997           | <b>26,869</b>  |
| Total Expenditure (€'000s)                         | 2016 | 2,452    | 4,254            | 3,054         | 2,867   | 3,077        | 1,349           | <b>17,053</b>  |
|  | 2018 | 2,397    | 4,182            | 3,065         | 2,870   | 3,172        | 1,337           | <b>17,023</b>  |
|  | 2020 | 2,428    | 4,069            | 3,123         | 2,854   | <b>3,271</b> | 1,371           | <b>17,114</b>  |
| Actual Beneficiaries per 1,000 of Population       | 2016 | 47.8     | 44.5             | 68.7          | 71.2    | 62.8         | 60.8            | -              |
|  | 2018 | 46.1     | 40.2             | 67.3          | 71.1    | 58.3         | 58.2            | -              |
|  | 2020 | 47.0     | 37.3             | 67.2          | 69.4    | 58.2         | 57.8            | -              |
| Expected Beneficiaries (Based on National Average) | 2016 | 4,542    | 8,095            | 3,896         | 3,386   | 4,185        | 1,813           | -              |
|  | 2018 | 4,419    | 8,537            | 3,857         | 3,288   | 4,425        | 1,780           | -              |
|  | 2020 | 4,420    | 8,934            | 3,896         | 3,276   | 4,544        | 1,799           | -              |
| Ratio of Beneficiaries (Actual/Estimate)           | 2016 | 0.85     | 0.79             | 1.22          | 1.26    | 1.12         | 1.08            | -              |
|  | 2018 | 0.87     | 0.75             | 1.26          | 1.33    | 1.09         | 1.09            | -              |
|  | 2020 | 0.90     | 0.72             | 1.29          | 1.33    | 1.12         | 1.11            | -              |

Table 10.37a Foster Care Allowance

| Regions, districts and localities | 2016      |            |            | 2018      |            |            | 2020      |            |            |
|-----------------------------------|-----------|------------|------------|-----------|------------|------------|-----------|------------|------------|
|                                   | Males     | Females    | Total      | Males     | Females    | Total      | Males     | Females    | Total      |
| <b>MALTA</b>                      | <b>10</b> | <b>179</b> | <b>189</b> | <b>13</b> | <b>178</b> | <b>191</b> | <b>11</b> | <b>176</b> | <b>187</b> |
| <b>Malta</b>                      | <b>9</b>  | <b>161</b> | <b>170</b> | <b>12</b> | <b>160</b> | <b>172</b> | <b>10</b> | <b>161</b> | <b>171</b> |
| <b>Gozo and Comino</b>            | <b>1</b>  | <b>18</b>  | <b>19</b>  | <b>1</b>  | <b>18</b>  | <b>19</b>  | <b>1</b>  | <b>15</b>  | <b>16</b>  |
| <b>Southern Harbour</b>           | <b>1</b>  | <b>44</b>  | <b>45</b>  | <b>1</b>  | <b>40</b>  | <b>41</b>  | <b>2</b>  | <b>46</b>  | <b>48</b>  |
| Bormla                            | -         | 4          | 4          | -         | 5          | 5          | -         | 3          | 3          |
| Il-Fgura                          | 1         | 7          | 8          | 1         | 5          | 6          | 1         | 5          | 6          |
| Floriana                          | -         | 1          | 1          | -         | 1          | 1          | -         | 1          | 1          |
| Hal Luqa                          | -         | 4          | 4          | -         | 2          | 2          | -         | 2          | 2          |
| Hal Tarxien                       | -         | 4          | 4          | -         | 4          | 4          | -         | 6          | 6          |
| Haż-Żabbar                        | -         | 7          | 7          | -         | 9          | 9          | -         | 14         | 14         |
| Il-Kalkara                        | -         | 1          | 1          | -         | 1          | 1          | -         | 2          | 2          |
| Il-Marsa                          | -         | 3          | 3          | -         | 2          | 2          | -         | 2          | 2          |
| Rahal Ġdid                        | -         | 1          | 1          | -         | 2          | 2          | -         | 1          | 1          |
| Santa Luċija                      | -         | 2          | 2          | -         | 1          | 1          | -         | 1          | 1          |
| L-Isla                            | -         | 3          | 3          | -         | 1          | 1          | -         | 2          | 2          |
| Valletta                          | -         | 5          | 5          | -         | 4          | 4          | 1         | 5          | 6          |
| Il-Birgu                          | -         | 1          | 1          | -         | 2          | 2          | -         | 2          | 2          |
| Ix-Xghajra                        | -         | 1          | 1          | -         | 1          | 1          | -         | -          | -          |
| <b>Northern Harbour</b>           | <b>3</b>  | <b>45</b>  | <b>48</b>  | <b>3</b>  | <b>42</b>  | <b>45</b>  | <b>1</b>  | <b>37</b>  | <b>38</b>  |
| Birkirkara                        | 1         | 6          | 7          | 1         | 6          | 7          | -         | 6          | 6          |
| Il-Gżira                          | 1         | 5          | 6          | 1         | 4          | 5          | 1         | 1          | 2          |
| Hal Qormi                         | -         | 9          | 9          | -         | 10         | 10         | -         | 10         | 10         |
| Il-Hamrun                         | -         | 2          | 2          | -         | 2          | 2          | -         | 3          | 3          |
| L-Imsida                          | -         | 3          | 3          | -         | 3          | 3          | -         | 2          | 2          |
| Pembroke                          | -         | 3          | 3          | -         | 3          | 3          | -         | 3          | 3          |
| San Ġwann                         | 1         | 7          | 8          | 1         | 5          | 6          | -         | 4          | 4          |
| Santa Venera                      | -         | 2          | 2          | -         | 2          | 2          | -         | 2          | 2          |
| San Ġiljan                        | -         | 1          | 1          | -         | 1          | 1          | -         | 1          | 1          |
| Is-Swieqi                         | -         | 1          | 1          | -         | 1          | 1          | -         | 1          | 1          |
| Ta' Xbiex                         | -         | 2          | 2          | -         | 1          | 1          | -         | 2          | 2          |
| Tal-Pietà                         | -         | 2          | 2          | -         | 1          | 1          | -         | -          | -          |
| Tas-Sliema                        | -         | 2          | 2          | -         | 3          | 3          | -         | 2          | 2          |
| <b>South Eastern</b>              | <b>1</b>  | <b>25</b>  | <b>26</b>  | <b>2</b>  | <b>26</b>  | <b>28</b>  | <b>-</b>  | <b>28</b>  | <b>28</b>  |
| Birżebbuġa                        | -         | 5          | 5          | -         | 3          | 3          | -         | 3          | 3          |
| Il-Gudja                          | -         | -          | -          | -         | -          | -          | -         | -          | -          |
| Hal Ghaxaq                        | -         | -          | -          | -         | 2          | 2          | -         | 2          | 2          |
| Hal Kirkop                        | -         | 2          | 2          | 1         | 3          | 4          | -         | 2          | 2          |
| Hal Safi                          | -         | 1          | 1          | -         | 1          | 1          | -         | 1          | 1          |
| Marsaskala                        | -         | 5          | 5          | -         | 5          | 5          | -         | 6          | 6          |
| Marsaxlokk                        | -         | 1          | 1          | -         | -          | -          | -         | -          | -          |
| L-Imqabba                         | -         | -          | -          | -         | -          | -          | -         | -          | -          |
| Il-Qrendi                         | -         | -          | -          | -         | -          | -          | -         | -          | -          |
| Iż-Żejtun                         | -         | 4          | 4          | -         | 4          | 4          | -         | 6          | 6          |
| Iż-Żurrieq                        | 1         | 7          | 8          | 1         | 8          | 9          | -         | 8          | 8          |
| <b>Western</b>                    | <b>3</b>  | <b>20</b>  | <b>23</b>  | <b>3</b>  | <b>20</b>  | <b>23</b>  | <b>3</b>  | <b>20</b>  | <b>23</b>  |
| Had-Dingli                        | -         | 1          | 1          | -         | 1          | 1          | -         | 1          | 1          |
| Hal Balzan                        | -         | 2          | 2          | -         | -          | -          | -         | -          | -          |
| Hal Lija                          | -         | 1          | 1          | -         | 1          | 1          | -         | 1          | 1          |
| H'Attard                          | 1         | 6          | 7          | 1         | 7          | 8          | 1         | 7          | 8          |
| Haż-Zebbuġ                        | 1         | 2          | 3          | 1         | 2          | 3          | 1         | 1          | 2          |
| L-Iklin                           | -         | -          | -          | -         | -          | -          | -         | 2          | 2          |
| L-Imdina                          | -         | -          | -          | -         | -          | -          | -         | -          | -          |
| L-Imtarfa                         | -         | -          | -          | -         | -          | -          | -         | -          | -          |
| Ir-Rabat                          | 1         | 4          | 5          | 1         | 3          | 4          | 1         | 3          | 4          |
| Is-Siġġiewi                       | -         | 4          | 4          | -         | 6          | 6          | -         | 5          | 5          |

Table 10.37a continued

| Regions, districts and localities | 2016     |           |           | 2018     |           |           | 2020     |           |           |
|-----------------------------------|----------|-----------|-----------|----------|-----------|-----------|----------|-----------|-----------|
|                                   | Males    | Females   | Total     | Males    | Females   | Total     | Males    | Females   | Total     |
| <b>Northern</b>                   | <b>1</b> | <b>27</b> | <b>28</b> | <b>3</b> | <b>32</b> | <b>35</b> | <b>4</b> | <b>30</b> | <b>34</b> |
| Hal Gharghur                      | -        | -         | -         | -        | 2         | 2         | -        | 1         | 1         |
| Il-Mellieħa                       | -        | 2         | 2         | -        | 1         | 1         | -        | 2         | 2         |
| L-Imġarr                          | -        | 1         | 1         | -        | 2         | 2         | 1        | 2         | 3         |
| Il-Mosta                          | 1        | 7         | 8         | 3        | 8         | 11        | 2        | 9         | 11        |
| In-Naxxar                         | -        | 8         | 8         | -        | 7         | 7         | 1        | 6         | 7         |
| San Pawl Il-Baħar                 | -        | 9         | 9         | -        | 12        | 12        | -        | 10        | 10        |
| <b>Gozo and Comino</b>            | <b>1</b> | <b>18</b> | <b>19</b> | <b>1</b> | <b>18</b> | <b>19</b> | <b>1</b> | <b>15</b> | <b>16</b> |
| Il-Fontana                        | -        | -         | -         | -        | -         | -         | -        | -         | -         |
| Għajnsielem                       | -        | -         | -         | -        | 1         | 1         | -        | 1         | 1         |
| and Comino                        | -        | 2         | 2         | -        | 3         | 3         | -        | 3         | 3         |
| L-Għarb                           | -        | -         | -         | -        | -         | -         | -        | -         | -         |
| L-Għasri                          | -        | -         | -         | -        | -         | -         | -        | -         | -         |
| Il-Munxar                         | -        | -         | -         | -        | -         | -         | -        | -         | -         |
| In-Nadur                          | -        | 1         | 1         | -        | 1         | 1         | -        | -         | -         |
| Il-Qala                           | -        | 1         | 1         | -        | -         | -         | -        | -         | -         |
| San Lawrenz                       | -        | -         | -         | -        | -         | -         | -        | -         | -         |
| Ta' Kerċem                        | -        | 1         | 1         | -        | 1         | 1         | -        | 1         | 1         |
| Ta' Sannat                        | -        | 1         | 1         | -        | -         | -         | -        | -         | -         |
| Ir-Rabat                          | 1        | 4         | 5         | 1        | 2         | 3         | 1        | 2         | 3         |
| Ix-Xagħra                         | -        | 4         | 4         | -        | 4         | 4         | -        | 2         | 2         |
| Ix-Xewkija                        | -        | 4         | 4         | -        | 6         | 6         | -        | 6         | 6         |
| Iż-Żebbuġ                         | -        | -         | -         | -        | -         | -         | -        | -         | -         |

Table 10.37b Foster Care Allowance: regional analysis

|  |      | Southern | Northern Harbour | South Eastern | Western | Northern | Gozo and Comino | TOTAL          |
|--|------|----------|------------------|---------------|---------|----------|-----------------|----------------|
| Total Population                                   | 2016 | 80,664   | 143,773          | 69,187        | 60,131  | 74,336   | 32,206          | <b>460,297</b> |
|  | 2018 | 82,910   | 160,173          | 72,375        | 61,689  | 83,024   | 33,388          | <b>493,559</b> |
|  | 2020 | 84,901   | 171,606          | 74,831        | 62,927  | 87,272   | 34,563          | <b>516,100</b> |
| Total Beneficiaries                                | 2016 | 45       | 48               | 26            | 23      | 28       | 19              | <b>189</b>     |
|  | 2018 | 41       | 45               | 28            | 23      | 35       | 19              | <b>191</b>     |
|  | 2020 | 48       | 38               | 28            | 23      | 34       | 16              | <b>187</b>     |
| Total Expenditure (€'000s)                         | 2016 | 199      | 218              | 110           | 96      | 131      | 79              | <b>831</b>     |
|  | 2018 | 252      | 285              | 175           | 127     | 244      | 116             | <b>1,199</b>   |
|  | 2020 | 298      | 262              | 199           | 131     | 265      | 105             | <b>1,260</b>   |
| Actual Beneficiaries per 1,000 of Population       | 2016 | 0.6      | 0.3              | 0.4           | 0.4     | 0.4      | 0.6             | -              |
|  | 2018 | 0.5      | 0.3              | 0.4           | 0.4     | 0.4      | 0.6             | -              |
|  | 2020 | 0.6      | 0.2              | 0.4           | 0.4     | 0.4      | 0.5             | -              |
| Expected Beneficiaries (Based on National Average) | 2016 | 33       | 59               | 28            | 25      | 31       | 13              | -              |
|  | 2018 | 32       | 62               | 28            | 24      | 32       | 13              | -              |
|  | 2020 | 31       | 62               | 27            | 23      | 32       | 13              | -              |
| Ratio of Beneficiaries (Actual/Estimate)           | 2016 | 1.36     | 0.81             | 0.92          | 0.93    | 0.92     | 1.44            | -              |
|  | 2018 | 1.28     | 0.73             | 1.00          | 0.96    | 1.09     | 1.47            | -              |
|  | 2020 | 1.56     | 0.61             | 1.03          | 1.01    | 1.08     | 1.28            | -              |

Table 10.38a Child Benefit Bonus

| Regions, districts and localities | 2020  |              |              | Regions, districts and localities | 2020  |            |            |
|-----------------------------------|-------|--------------|--------------|-----------------------------------|-------|------------|------------|
|                                   | Males | Females      | Total        |                                   | Males | Females    | Total      |
| <b>MALTA</b>                      | -     | <b>2,991</b> | <b>2,991</b> | <b>Northern</b>                   | -     | <b>561</b> | <b>561</b> |
| Malta                             | -     | <b>2,754</b> | <b>2,754</b> | Hal Għargħur                      | -     | 22         | 22         |
| Gozo and Comino                   | -     | <b>237</b>   | <b>237</b>   | Il-Mellieħa                       | -     | 52         | 52         |
| <b>Southern Harbour</b>           | -     | <b>510</b>   | <b>510</b>   | L-Imġarr                          | -     | 50         | 50         |
| Bormla                            | -     | 20           | 20           | Il-Mosta                          | -     | 197        | 197        |
| Il-Fgura                          | -     | 86           | 86           | In-Naxxar                         | -     | 115        | 115        |
| Floriana                          | -     | 11           | 11           | San Pawl Il-Baħar                 | -     | 125        | 125        |
| Hal Luqa                          | -     | 36           | 36           | <b>Gozo and Comino</b>            | -     | <b>237</b> | <b>237</b> |
| Hal Tarxien                       | -     | 70           | 70           | Il-Fontana                        | -     | 6          | 6          |
| Haż-Żabbar                        | -     | 114          | 114          | Għajnsielem                       | -     | 27         | 27         |
| Il-Kalkara                        | -     | 19           | 19           | and Comino                        | -     |            |            |
| Il-Marsa                          | -     | 28           | 28           | L-Għarb                           | -     | 9          | 9          |
| Raħal Ġdid                        | -     | 55           | 55           | L-Għasri                          | -     | 4          | 4          |
| Santa Luċija                      | -     | 7            | 7            | Il-Munxar                         | -     | 10         | 10         |
| L-Isla                            | -     | 11           | 11           | In-Nadur                          | -     | 29         | 29         |
| Valletta                          | -     | 29           | 29           | Il-Qala                           | -     | 10         | 10         |
| Il-Birgu                          | -     | 10           | 10           | San Lawrenz                       | -     | 1          | 1          |
| Ix-Xgħajra                        | -     | 14           | 14           | Ta' Kerċem                        | -     | 13         | 13         |
| <b>Northern Harbour</b>           | -     | <b>674</b>   | <b>674</b>   | Ta' Sannat                        | -     | 12         | 12         |
| Birkirkara                        | -     | 175          | 175          | Ir-Rabat                          | -     | 34         | 34         |
| Il-Gżira                          | -     | 25           | 25           | Ix-Xagħra                         | -     | 37         | 37         |
| Hal Qormi                         | -     | 104          | 104          | Ix-Xewkija                        | -     | 28         | 28         |
| Il-Ħamrun                         | -     | 46           | 46           | Iż-Żebbuġ                         | -     | 17         | 17         |
| L-Imsida                          | -     | 26           | 26           |                                   |       |            |            |
| Pembroke                          | -     | 15           | 15           |                                   |       |            |            |
| San Ġwann                         | -     | 59           | 59           |                                   |       |            |            |
| Santa Venera                      | -     | 52           | 52           |                                   |       |            |            |
| San Ġiljan                        | -     | 38           | 38           |                                   |       |            |            |
| Is-Swieqi                         | -     | 69           | 69           |                                   |       |            |            |
| Ta' Xbiex                         | -     | 10           | 10           |                                   |       |            |            |
| Tal-Pietà                         | -     | 16           | 16           |                                   |       |            |            |
| Tas-Sliema                        | -     | 39           | 39           |                                   |       |            |            |
| <b>South Eastern</b>              | -     | <b>529</b>   | <b>529</b>   |                                   |       |            |            |
| Birżebbuġa                        | -     | 45           | 45           |                                   |       |            |            |
| Il-Gudja                          | -     | 29           | 29           |                                   |       |            |            |
| Hal Għaxaq                        | -     | 42           | 42           |                                   |       |            |            |
| Hal Kirkop                        | -     | 22           | 22           |                                   |       |            |            |
| Hal Safi                          | -     | 26           | 26           |                                   |       |            |            |
| Marsaskala                        | -     | 91           | 91           |                                   |       |            |            |
| Marsaxlokk                        | -     | 18           | 18           |                                   |       |            |            |
| L-Imqabba                         | -     | 26           | 26           |                                   |       |            |            |
| Il-Qrendi                         | -     | 32           | 32           |                                   |       |            |            |
| Iż-Żejtun                         | -     | 99           | 99           |                                   |       |            |            |
| Iż-Żurrieq                        | -     | 99           | 99           |                                   |       |            |            |
| <b>Western</b>                    | -     | <b>480</b>   | <b>480</b>   |                                   |       |            |            |
| Ħad-Dingli                        | -     | 29           | 29           |                                   |       |            |            |
| Hal Balzan                        | -     | 27           | 27           |                                   |       |            |            |
| Hal Lija                          | -     | 23           | 23           |                                   |       |            |            |
| Ħ'Attard                          | -     | 82           | 82           |                                   |       |            |            |
| Haż-Zebbuġ                        | -     | 118          | 118          |                                   |       |            |            |
| L-Iklin                           | -     | 22           | 22           |                                   |       |            |            |
| L-Imdina                          | -     | 2            | 2            |                                   |       |            |            |
| L-Imtarfa                         | -     | 17           | 17           |                                   |       |            |            |
| Ir-Rabat                          | -     | 75           | 75           |                                   |       |            |            |
| Is-Siġġiewi                       | -     | 85           | 85           |                                   |       |            |            |

Table 10.38b Child Benefit Bonus: regional analysis

|  |      | Southern | Northern Harbour | South Eastern | Western | Northern | Gozo and Comino | TOTAL          |
|--|------|----------|------------------|---------------|---------|----------|-----------------|----------------|
| Total Population                                   | 2020 | 84,901   | 171,606          | 74,831        | 62,927  | 87,272   | 34,563          | <b>516,100</b> |
| Total Beneficiaries                                | 2020 | 510      | 674              | 529           | 480     | 561      | 237             | <b>2,991</b>   |
| Total Expenditure (€'000s)                         | 2020 | 156      | 206              | 161           | 146     | 170      | 73              | <b>912</b>     |
| Actual Beneficiaries per 1,000 of Population       | 2020 | 6.0      | 3.9              | 7.1           | 7.6     | 6.4      | 6.9             | -              |
| Expected Beneficiaries (Based on National Average) | 2020 | 492      | 995              | 434           | 365     | 506      | 200             | -              |
| Ratio of Beneficiaries (Actual/Estimate)           | 2020 | 1.04     | 0.68             | 1.22          | 1.32    | 1.11     | 1.18            | -              |

Table 10.39a Disabled Child Allowance

| Regions, districts and localities | 2016      |              |              | 2018      |              |              | 2020      |              |              |
|-----------------------------------|-----------|--------------|--------------|-----------|--------------|--------------|-----------|--------------|--------------|
|                                   | Males     | Females      | Total        | Males     | Females      | Total        | Males     | Females      | Total        |
| <b>MALTA</b>                      | <b>23</b> | <b>1,280</b> | <b>1,303</b> | <b>20</b> | <b>1,475</b> | <b>1,495</b> | <b>18</b> | <b>1,695</b> | <b>1,713</b> |
| <b>Malta</b>                      | <b>22</b> | <b>1,213</b> | <b>1,235</b> | <b>17</b> | <b>1,392</b> | <b>1,409</b> | <b>15</b> | <b>1,592</b> | <b>1,607</b> |
| <b>Gozo and Comino</b>            | <b>1</b>  | <b>67</b>    | <b>68</b>    | <b>3</b>  | <b>83</b>    | <b>86</b>    | <b>3</b>  | <b>103</b>   | <b>106</b>   |
| <b>Southern Harbour</b>           | <b>4</b>  | <b>307</b>   | <b>311</b>   | <b>2</b>  | <b>350</b>   | <b>352</b>   | <b>4</b>  | <b>388</b>   | <b>392</b>   |
| Bormla                            | 1         | 14           | 15           | -         | 17           | 17           | -         | 21           | 21           |
| Il-Fgura                          | -         | 46           | 46           | -         | 57           | 57           | -         | 68           | 68           |
| Floriana                          | -         | 7            | 7            | -         | 9            | 9            | -         | 10           | 10           |
| Hal Luqa                          | -         | 16           | 16           | -         | 20           | 20           | -         | 22           | 22           |
| Hal Tarxien                       | -         | 49           | 49           | -         | 51           | 51           | -         | 50           | 50           |
| Haż-Żabbar                        | 1         | 69           | 70           | 1         | 76           | 77           | 3         | 82           | 85           |
| Il-Kalkara                        | -         | 7            | 7            | -         | 6            | 6            | -         | 5            | 5            |
| Il-Marsa                          | -         | 11           | 11           | -         | 17           | 17           | -         | 23           | 23           |
| Raħal Ġdid                        | 2         | 31           | 33           | -         | 39           | 39           | -         | 44           | 44           |
| Santa Luċija                      | -         | 7            | 7            | -         | 7            | 7            | -         | 9            | 9            |
| L-Isla                            | -         | 11           | 11           | -         | 14           | 14           | -         | 13           | 13           |
| Valletta                          | -         | 24           | 24           | 1         | 21           | 22           | 1         | 21           | 22           |
| Il-Birgu                          | -         | 5            | 5            | -         | 5            | 5            | -         | 7            | 7            |
| Ix-Xghajra                        | -         | 10           | 10           | -         | 11           | 11           | -         | 13           | 13           |
| <b>Northern Harbour</b>           | <b>10</b> | <b>328</b>   | <b>338</b>   | <b>10</b> | <b>369</b>   | <b>379</b>   | <b>6</b>  | <b>430</b>   | <b>436</b>   |
| Birkirkara                        | 3         | 91           | 94           | 3         | 92           | 95           | 1         | 113          | 114          |
| Il-Gżira                          | -         | 16           | 16           | -         | 18           | 18           | -         | 24           | 24           |
| Hal Qormi                         | -         | 40           | 40           | -         | 53           | 53           | -         | 60           | 60           |
| Il-Hamrun                         | 1         | 26           | 27           | 1         | 29           | 30           | 1         | 38           | 39           |
| L-Imsida                          | -         | 24           | 24           | -         | 30           | 30           | -         | 29           | 29           |
| Pembroke                          | 1         | 8            | 9            | 1         | 8            | 9            | -         | 11           | 11           |
| San Ġwann                         | -         | 35           | 35           | -         | 37           | 37           | 1         | 42           | 43           |
| Santa Venera                      | -         | 29           | 29           | -         | 33           | 33           | -         | 44           | 44           |
| San Ġiljan                        | 1         | 9            | 10           | 1         | 11           | 12           | 1         | 16           | 17           |
| Is-Swieqi                         | 2         | 18           | 20           | 2         | 20           | 22           | 1         | 19           | 20           |
| Ta' Xbiex                         | -         | 2            | 2            | -         | 2            | 2            | -         | 2            | 2            |
| Tal-Pietà                         | 2         | 6            | 8            | 1         | 10           | 11           | -         | 8            | 8            |
| Tas-Sliema                        | -         | 24           | 24           | 1         | 26           | 27           | 1         | 24           | 25           |
| <b>South Eastern</b>              | <b>4</b>  | <b>228</b>   | <b>232</b>   | <b>2</b>  | <b>274</b>   | <b>276</b>   | <b>-</b>  | <b>302</b>   | <b>302</b>   |
| Birżebbuġa                        | -         | 33           | 33           | -         | 34           | 34           | -         | 36           | 36           |
| Il-Gudja                          | -         | 6            | 6            | -         | 8            | 8            | -         | 9            | 9            |
| Hal Ghaxaq                        | -         | 20           | 20           | -         | 28           | 28           | -         | 30           | 30           |
| Hal Kirkop                        | -         | 6            | 6            | -         | 10           | 10           | -         | 11           | 11           |
| Hal Safi                          | -         | 6            | 6            | 1         | 7            | 8            | -         | 7            | 7            |
| Marsaskala                        | 1         | 55           | 56           | -         | 60           | 60           | -         | 64           | 64           |
| Marsaxlokk                        | -         | 9            | 9            | -         | 11           | 11           | -         | 16           | 16           |
| L-Imqabba                         | -         | 8            | 8            | -         | 12           | 12           | -         | 18           | 18           |
| Il-Qrendi                         | 1         | 15           | 16           | -         | 15           | 15           | -         | 12           | 12           |
| Iż-Żejtun                         | 2         | 37           | 39           | 1         | 48           | 49           | -         | 51           | 51           |
| Iż-Żurrieq                        | -         | 33           | 33           | -         | 41           | 41           | -         | 48           | 48           |
| <b>Western</b>                    | <b>1</b>  | <b>165</b>   | <b>166</b>   | <b>2</b>  | <b>190</b>   | <b>192</b>   | <b>2</b>  | <b>213</b>   | <b>215</b>   |
| Had-Dingli                        | -         | 5            | 5            | -         | 5            | 5            | -         | 7            | 7            |
| Hal Balzan                        | -         | 13           | 13           | -         | 11           | 11           | -         | 12           | 12           |
| Hal Lija                          | -         | 11           | 11           | -         | 11           | 11           | -         | 14           | 14           |
| H'Attard                          | -         | 39           | 39           | -         | 44           | 44           | -         | 42           | 42           |
| Haż-Zebbuġ                        | -         | 45           | 45           | -         | 50           | 50           | 1         | 55           | 56           |
| L-Iklin                           | -         | 6            | 6            | -         | 9            | 9            | -         | 13           | 13           |
| L-Imdina                          | -         | 1            | 1            | -         | 1            | 1            | -         | 1            | 1            |
| L-Imtarfa                         | -         | 6            | 6            | -         | 7            | 7            | -         | 8            | 8            |
| Ir-Rabat                          | 1         | 23           | 24           | 2         | 27           | 29           | 1         | 28           | 29           |
| Is-Siġġiewi                       | -         | 16           | 16           | -         | 25           | 25           | -         | 33           | 33           |

Table 10.39a continued

| Regions, districts and localities | 2016     |            |            | 2018     |            |            | 2020     |            |            |
|-----------------------------------|----------|------------|------------|----------|------------|------------|----------|------------|------------|
|                                   | Males    | Females    | Total      | Males    | Females    | Total      | Males    | Females    | Total      |
| <b>Northern</b>                   | <b>3</b> | <b>185</b> | <b>188</b> | <b>1</b> | <b>209</b> | <b>210</b> | <b>3</b> | <b>259</b> | <b>262</b> |
| Hal Gharghur                      | -        | 4          | 4          | -        | 3          | 3          | 1        | 9          | 10         |
| Il-Mellieħa                       | -        | 31         | 31         | -        | 34         | 34         | -        | 41         | 41         |
| L-Imġarr                          | -        | 10         | 10         | -        | 13         | 13         | -        | 18         | 18         |
| Il-Mosta                          | 1        | 65         | 66         | -        | 72         | 72         | 1        | 88         | 89         |
| In-Naxxar                         | 1        | 31         | 32         | 1        | 38         | 39         | 1        | 42         | 43         |
| San Pawl Il-Baħar                 | 1        | 44         | 45         | -        | 49         | 49         | -        | 61         | 61         |
| <b>Gozo and Comino</b>            | <b>1</b> | <b>67</b>  | <b>68</b>  | <b>3</b> | <b>83</b>  | <b>86</b>  | <b>3</b> | <b>103</b> | <b>106</b> |
| Il-Fontana                        | -        | 1          | 1          | -        | 1          | 1          | -        | -          | -          |
| Għajnsielem and Comino            | 1        | 1          | 2          | 1        | 5          | 6          | 1        | 8          | 9          |
| L-Għarb                           | -        | 3          | 3          | -        | 4          | 4          | -        | 6          | 6          |
| L-Għasri                          | -        | 2          | 2          | -        | 2          | 2          | -        | 3          | 3          |
| Il-Munxar                         | -        | 1          | 1          | -        | 3          | 3          | -        | 4          | 4          |
| In-Nadur                          | -        | 10         | 10         | -        | 13         | 13         | -        | 13         | 13         |
| Il-Qala                           | -        | 4          | 4          | -        | 4          | 4          | -        | 5          | 5          |
| San Lawrenz                       | -        | 3          | 3          | -        | 4          | 4          | -        | 3          | 3          |
| Ta' Kerċem                        | -        | -          | -          | -        | 1          | 1          | -        | 3          | 3          |
| Ta' Sannat                        | -        | 4          | 4          | -        | 5          | 5          | -        | 6          | 6          |
| Ir-Rabat                          | -        | 13         | 13         | -        | 13         | 13         | -        | 11         | 11         |
| Ix-Xagħra                         | -        | 11         | 11         | 1        | 12         | 13         | 1        | 21         | 22         |
| Ix-Xewkija                        | -        | 9          | 9          | 1        | 9          | 10         | 1        | 12         | 13         |
| Iż-Żebbuġ                         | -        | 5          | 5          | -        | 7          | 7          | -        | 8          | 8          |

Table 10.39b Disabled Child Allowance: regional analysis

|  |      | Southern | Northern Harbour | South Eastern | Western | Northern | Gozo and Comino | TOTAL          |
|--|------|----------|------------------|---------------|---------|----------|-----------------|----------------|
| Total Population                                   | 2016 | 80,664   | 143,773          | 69,187        | 60,131  | 74,336   | 32,206          | <b>460,297</b> |
|  | 2018 | 82,910   | 160,173          | 72,375        | 61,689  | 83,024   | 33,388          | <b>493,559</b> |
|  | 2020 | 84,901   | 171,606          | 74,831        | 62,927  | 87,272   | 34,563          | <b>516,100</b> |
| Total Beneficiaries                                | 2016 | 311      | 338              | 232           | 166     | 188      | 68              | <b>1,303</b>   |
|  | 2018 | 352      | 379              | 276           | 192     | 210      | 86              | <b>1,495</b>   |
|  | 2020 | 392      | 436              | 302           | 215     | 262      | 106             | <b>1,713</b>   |
| Total Expenditure (€'000s)                         | 2016 | 330      | 362              | 252           | 177     | 198      | 71              | <b>1,391</b>   |
|  | 2018 | 371      | 421              | 303           | 200     | 222      | 88              | <b>1,605</b>   |
|  | 2020 | 520      | 591              | 410           | 280     | 350      | 141             | <b>2,291</b>   |
| Actual Beneficiaries per 1,000 of Population       | 2016 | 3.9      | 2.4              | 3.4           | 2.8     | 2.5      | 2.1             | -              |
|  | 2018 | 4.2      | 2.4              | 3.8           | 3.1     | 2.5      | 2.6             | -              |
|  | 2020 | 4.6      | 2.5              | 4.0           | 3.4     | 3.0      | 3.1             | -              |
| Expected Beneficiaries (Based on National Average) | 2016 | 228      | 407              | 196           | 170     | 210      | 91              | -              |
|  | 2018 | 251      | 485              | 219           | 187     | 251      | 101             | -              |
|  | 2020 | 282      | 570              | 248           | 209     | 290      | 115             | -              |
| Ratio of Beneficiaries (Actual/Estimate)           | 2016 | 1.36     | 0.83             | 1.18          | 0.98    | 0.89     | 0.75            | -              |
|  | 2018 | 1.40     | 0.78             | 1.26          | 1.03    | 0.84     | 0.85            | -              |
|  | 2020 | 1.39     | 0.77             | 1.22          | 1.03    | 0.90     | 0.92            | -              |

Table 10.40a Disability Pension

| Regions, districts and localities | 2016         |            |              | 2018  |         |       | 2020  |         |       |
|-----------------------------------|--------------|------------|--------------|-------|---------|-------|-------|---------|-------|
|                                   | Males        | Females    | Total        | Males | Females | Total | Males | Females | Total |
| <b>MALTA</b>                      | <b>1,305</b> | <b>888</b> | <b>2,193</b> | -     | -       | -     | -     | -       | -     |
| <b>Malta</b>                      | <b>1,188</b> | <b>813</b> | <b>2,001</b> | -     | -       | -     | -     | -       | -     |
| <b>Gozo and Comino</b>            | <b>117</b>   | <b>75</b>  | <b>192</b>   | -     | -       | -     | -     | -       | -     |
| <b>Southern Harbour</b>           | <b>309</b>   | <b>200</b> | <b>509</b>   | -     | -       | -     | -     | -       | -     |
| Bormla                            | 27           | 16         | 43           | -     | -       | -     | -     | -       | -     |
| Il-Fgura                          | 45           | 28         | 73           | -     | -       | -     | -     | -       | -     |
| Floriana                          | 2            | 3          | 5            | -     | -       | -     | -     | -       | -     |
| Hal Luqa                          | 25           | 10         | 35           | -     | -       | -     | -     | -       | -     |
| Hal Tarxien                       | 33           | 18         | 51           | -     | -       | -     | -     | -       | -     |
| Haż-Żabbar                        | 30           | 34         | 64           | -     | -       | -     | -     | -       | -     |
| Il-Kalkara                        | 20           | 11         | 31           | -     | -       | -     | -     | -       | -     |
| Il-Marsa                          | 27           | 12         | 39           | -     | -       | -     | -     | -       | -     |
| Rahal Ġdid                        | 35           | 30         | 65           | -     | -       | -     | -     | -       | -     |
| Santa Luċija                      | 13           | 13         | 26           | -     | -       | -     | -     | -       | -     |
| L-Isla                            | 16           | 5          | 21           | -     | -       | -     | -     | -       | -     |
| Valletta                          | 21           | 14         | 35           | -     | -       | -     | -     | -       | -     |
| Il-Birgu                          | 11           | 5          | 16           | -     | -       | -     | -     | -       | -     |
| Ix-Xgħajra                        | 4            | 1          | 5            | -     | -       | -     | -     | -       | -     |
| <b>Northern Harbour</b>           | <b>313</b>   | <b>236</b> | <b>549</b>   | -     | -       | -     | -     | -       | -     |
| Birkirkara                        | 66           | 52         | 118          | -     | -       | -     | -     | -       | -     |
| Il-Gżira                          | 15           | 14         | 29           | -     | -       | -     | -     | -       | -     |
| Hal Qormi                         | 60           | 30         | 90           | -     | -       | -     | -     | -       | -     |
| Il-Hamrun                         | 23           | 28         | 51           | -     | -       | -     | -     | -       | -     |
| L-Imsida                          | 19           | 20         | 39           | -     | -       | -     | -     | -       | -     |
| Pembroke                          | 14           | 3          | 17           | -     | -       | -     | -     | -       | -     |
| San Ġwann                         | 28           | 24         | 52           | -     | -       | -     | -     | -       | -     |
| Santa Venera                      | 24           | 16         | 40           | -     | -       | -     | -     | -       | -     |
| San Ġiljan                        | 16           | 10         | 26           | -     | -       | -     | -     | -       | -     |
| Is-Swieqi                         | 9            | 7          | 16           | -     | -       | -     | -     | -       | -     |
| Ta' Xbiex                         | 6            | 2          | 8            | -     | -       | -     | -     | -       | -     |
| Tal-Pietà                         | 12           | 10         | 22           | -     | -       | -     | -     | -       | -     |
| Tas-Sliema                        | 21           | 20         | 41           | -     | -       | -     | -     | -       | -     |
| <b>South Eastern</b>              | <b>206</b>   | <b>137</b> | <b>343</b>   | -     | -       | -     | -     | -       | -     |
| Birżebbuġa                        | 31           | 15         | 46           | -     | -       | -     | -     | -       | -     |
| Il-Gudja                          | 5            | 4          | 9            | -     | -       | -     | -     | -       | -     |
| Hal Għaxaq                        | 11           | 5          | 16           | -     | -       | -     | -     | -       | -     |
| Hal Kirkop                        | 11           | 3          | 14           | -     | -       | -     | -     | -       | -     |
| Hal Safi                          | 8            | 4          | 12           | -     | -       | -     | -     | -       | -     |
| Marsaskala                        | 35           | 23         | 58           | -     | -       | -     | -     | -       | -     |
| Marsaxlokk                        | 8            | 8          | 16           | -     | -       | -     | -     | -       | -     |
| L-Imqabba                         | 8            | 5          | 13           | -     | -       | -     | -     | -       | -     |
| Il-Qrendi                         | 4            | 3          | 7            | -     | -       | -     | -     | -       | -     |
| Iż-Żejtun                         | 62           | 45         | 107          | -     | -       | -     | -     | -       | -     |
| Iż-Żurrieq                        | 23           | 22         | 45           | -     | -       | -     | -     | -       | -     |
| <b>Western</b>                    | <b>200</b>   | <b>146</b> | <b>346</b>   | -     | -       | -     | -     | -       | -     |
| Had-Dingli                        | 3            | 6          | 9            | -     | -       | -     | -     | -       | -     |
| Hal Balzan                        | 13           | 6          | 19           | -     | -       | -     | -     | -       | -     |
| Hal Lija                          | 10           | 9          | 19           | -     | -       | -     | -     | -       | -     |
| H'Attard                          | 26           | 20         | 46           | -     | -       | -     | -     | -       | -     |
| Haż-Zebbuġ                        | 29           | 22         | 51           | -     | -       | -     | -     | -       | -     |
| L-Iklin                           | 9            | 5          | 14           | -     | -       | -     | -     | -       | -     |
| L-Imdina                          | -            | 1          | 1            | -     | -       | -     | -     | -       | -     |
| L-Imtarfa                         | 11           | 3          | 14           | -     | -       | -     | -     | -       | -     |
| Ir-Rabat                          | 29           | 25         | 54           | -     | -       | -     | -     | -       | -     |
| Is-Siġġiewi                       | 70           | 49         | 119          | -     | -       | -     | -     | -       | -     |

Table 10.40a continued

| Regions, districts and localities | 2016       |           |            | 2018  |         |       | 2020  |         |       |
|-----------------------------------|------------|-----------|------------|-------|---------|-------|-------|---------|-------|
|                                   | Males      | Females   | Total      | Males | Females | Total | Males | Females | Total |
| <b>Northern</b>                   | <b>160</b> | <b>94</b> | <b>254</b> | -     | -       | -     | -     | -       | -     |
| Hal Għargħur                      | 7          | 3         | 10         | -     | -       | -     | -     | -       | -     |
| Il-Mellieħa                       | 21         | 5         | 26         | -     | -       | -     | -     | -       | -     |
| L-Imġarr                          | 12         | 8         | 20         | -     | -       | -     | -     | -       | -     |
| Il-Mosta                          | 47         | 32        | 79         | -     | -       | -     | -     | -       | -     |
| In-Naxxar                         | 30         | 21        | 51         | -     | -       | -     | -     | -       | -     |
| San Pawl Il-Baħar                 | 43         | 25        | 68         | -     | -       | -     | -     | -       | -     |
| <b>Gozo and Comino</b>            | <b>117</b> | <b>75</b> | <b>192</b> | -     | -       | -     | -     | -       | -     |
| Il-Fontana                        | 4          | 4         | 8          | -     | -       | -     | -     | -       | -     |
| Għajnsielem and Comino            | 19         | 10        | 29         | -     | -       | -     | -     | -       | -     |
| L-Għarb                           | 5          | 1         | 6          | -     | -       | -     | -     | -       | -     |
| L-Għasri                          | 1          | 1         | 2          | -     | -       | -     | -     | -       | -     |
| Il-Munxar                         | 1          | 4         | 5          | -     | -       | -     | -     | -       | -     |
| In-Nadur                          | 22         | 5         | 27         | -     | -       | -     | -     | -       | -     |
| Il-Qala                           | 11         | 4         | 15         | -     | -       | -     | -     | -       | -     |
| San Lawrenz                       | -          | 2         | 2          | -     | -       | -     | -     | -       | -     |
| Ta' Kerċem                        | 2          | 1         | 3          | -     | -       | -     | -     | -       | -     |
| Ta' Sannat                        | 5          | 1         | 6          | -     | -       | -     | -     | -       | -     |
| Ir-Rabat                          | 12         | 13        | 25         | -     | -       | -     | -     | -       | -     |
| Ix-Xagħra                         | 18         | 14        | 32         | -     | -       | -     | -     | -       | -     |
| Ix-Xewkija                        | 13         | 12        | 25         | -     | -       | -     | -     | -       | -     |
| Iż-Żebbuġ                         | 4          | 3         | 7          | -     | -       | -     | -     | -       | -     |

Table 10.40b Disability Pension: regional analysis

|  |      | Southern | Northern Harbour | South Eastern | Western | Northern | Gozo and Comino | TOTAL          |
|--|------|----------|------------------|---------------|---------|----------|-----------------|----------------|
| Total Population                                   | 2016 | 80,664   | 143,773          | 69,187        | 60,131  | 74,336   | 32,206          | <b>460,297</b> |
|  | 2018 | 82,910   | 160,173          | 72,375        | 61,689  | 83,024   | 33,388          | <b>493,559</b> |
|  | 2020 | 84,901   | 171,606          | 74,831        | 62,927  | 87,272   | 34,563          | <b>516,100</b> |
| Total Beneficiaries                                | 2016 | 509      | 549              | 343           | 346     | 254      | 192             | <b>2,193</b>   |
|  | 2018 | -        | -                | -             | -       | -        | -               | -              |
|  | 2020 | -        | -                | -             | -       | -        | -               | -              |
| Total Expenditure (€'000s)                         | 2016 | 2,505    | 2,788            | 1,698         | 1,693   | 1,265    | 958             | <b>10,907</b>  |
|  | 2018 | -        | -                | -             | -       | -        | -               | -              |
|  | 2020 | -        | -                | -             | -       | -        | -               | -              |
| Actual Beneficiaries per 1,000 of Population       | 2016 | 6.3      | 3.8              | 5.0           | 5.8     | 3.4      | 6.0             | -              |
|  | 2018 | -        | -                | -             | -       | -        | -               | -              |
|  | 2020 | -        | -                | -             | -       | -        | -               | -              |
| Expected Beneficiaries (Based on National Average) | 2016 | 384      | 685              | 330           | 286     | 354      | 153             | -              |
|  | 2018 | -        | -                | -             | -       | -        | -               | -              |
|  | 2020 | -        | -                | -             | -       | -        | -               | -              |
| Ratio of Beneficiaries (Actual/Estimate)           | 2016 | 1.32     | 0.80             | 1.04          | 1.21    | 0.72     | 1.25            | -              |
|  | 2018 | -        | -                | -             | -       | -        | -               | -              |
|  | 2020 | -        | -                | -             | -       | -        | -               | -              |

Table 10.41a Severe Disability Pension

| Regions, districts and localities | 2016       |            |            | 2018  |         |       | 2020  |         |       |
|-----------------------------------|------------|------------|------------|-------|---------|-------|-------|---------|-------|
|                                   | Males      | Females    | Total      | Males | Females | Total | Males | Females | Total |
| <b>MALTA</b>                      | <b>446</b> | <b>441</b> | <b>887</b> | -     | -       | -     | -     | -       | -     |
| <b>Malta</b>                      | <b>402</b> | <b>402</b> | <b>804</b> | -     | -       | -     | -     | -       | -     |
| <b>Gozo and Comino</b>            | <b>44</b>  | <b>39</b>  | <b>83</b>  | -     | -       | -     | -     | -       | -     |
| <b>Southern Harbour</b>           | <b>104</b> | <b>105</b> | <b>209</b> | -     | -       | -     | -     | -       | -     |
| Bormla                            | 6          | 12         | 18         | -     | -       | -     | -     | -       | -     |
| Il-Fgura                          | 18         | 21         | 39         | -     | -       | -     | -     | -       | -     |
| Floriana                          | 3          | 4          | 7          | -     | -       | -     | -     | -       | -     |
| Hal Luqa                          | 5          | 4          | 9          | -     | -       | -     | -     | -       | -     |
| Hal Tarxien                       | 9          | 13         | 22         | -     | -       | -     | -     | -       | -     |
| Haż-Żabbar                        | 13         | 14         | 27         | -     | -       | -     | -     | -       | -     |
| Il-Kalkara                        | 5          | 2          | 7          | -     | -       | -     | -     | -       | -     |
| Il-Marsa                          | 6          | 4          | 10         | -     | -       | -     | -     | -       | -     |
| Rahal Ġdid                        | 13         | 13         | 26         | -     | -       | -     | -     | -       | -     |
| Santa Luċija                      | 6          | 8          | 14         | -     | -       | -     | -     | -       | -     |
| L-Isla                            | 3          | 2          | 5          | -     | -       | -     | -     | -       | -     |
| Valletta                          | 11         | 5          | 16         | -     | -       | -     | -     | -       | -     |
| Il-Birgu                          | 4          | 3          | 7          | -     | -       | -     | -     | -       | -     |
| Ix-Xgħajra                        | 2          | -          | 2          | -     | -       | -     | -     | -       | -     |
| <b>Northern Harbour</b>           | <b>121</b> | <b>103</b> | <b>224</b> | -     | -       | -     | -     | -       | -     |
| Birkirkara                        | 30         | 27         | 57         | -     | -       | -     | -     | -       | -     |
| Il-Gżira                          | 9          | 5          | 14         | -     | -       | -     | -     | -       | -     |
| Hal Qormi                         | 17         | 18         | 35         | -     | -       | -     | -     | -       | -     |
| Il-Hamrun                         | 8          | 9          | 17         | -     | -       | -     | -     | -       | -     |
| L-Imsida                          | 8          | 8          | 16         | -     | -       | -     | -     | -       | -     |
| Pembroke                          | 3          | 6          | 9          | -     | -       | -     | -     | -       | -     |
| San Ġwann                         | 12         | 10         | 22         | -     | -       | -     | -     | -       | -     |
| Santa Venera                      | 9          | 4          | 13         | -     | -       | -     | -     | -       | -     |
| San Ġiljan                        | 7          | 6          | 13         | -     | -       | -     | -     | -       | -     |
| Is-Swieqi                         | 4          | 4          | 8          | -     | -       | -     | -     | -       | -     |
| Ta' Xbiex                         | -          | -          | -          | -     | -       | -     | -     | -       | -     |
| Tal-Pietà                         | 4          | 1          | 5          | -     | -       | -     | -     | -       | -     |
| Tas-Sliema                        | 10         | 5          | 15         | -     | -       | -     | -     | -       | -     |
| <b>South Eastern</b>              | <b>79</b>  | <b>81</b>  | <b>160</b> | -     | -       | -     | -     | -       | -     |
| Birżebbuġa                        | 11         | 15         | 26         | -     | -       | -     | -     | -       | -     |
| Il-Gudja                          | 1          | 1          | 2          | -     | -       | -     | -     | -       | -     |
| Hal Għaxaq                        | 10         | 8          | 18         | -     | -       | -     | -     | -       | -     |
| Hal Kirkop                        | 3          | 1          | 4          | -     | -       | -     | -     | -       | -     |
| Hal Safi                          | 3          | 1          | 4          | -     | -       | -     | -     | -       | -     |
| Marsaskala                        | 5          | 11         | 16         | -     | -       | -     | -     | -       | -     |
| Marsaxlokk                        | 5          | 1          | 6          | -     | -       | -     | -     | -       | -     |
| L-Imqabba                         | 3          | -          | 3          | -     | -       | -     | -     | -       | -     |
| Il-Qrendi                         | 5          | 3          | 8          | -     | -       | -     | -     | -       | -     |
| Iż-Żejtun                         | 22         | 27         | 49         | -     | -       | -     | -     | -       | -     |
| Iż-Żurrieq                        | 11         | 13         | 24         | -     | -       | -     | -     | -       | -     |
| <b>Western</b>                    | <b>53</b>  | <b>51</b>  | <b>104</b> | -     | -       | -     | -     | -       | -     |
| Had-Dingli                        | 3          | 2          | 5          | -     | -       | -     | -     | -       | -     |
| Hal Balzan                        | 2          | 1          | 3          | -     | -       | -     | -     | -       | -     |
| Hal Lija                          | 2          | 3          | 5          | -     | -       | -     | -     | -       | -     |
| H'Attard                          | 9          | 7          | 16         | -     | -       | -     | -     | -       | -     |
| Haż-Zebbuġ                        | 12         | 10         | 22         | -     | -       | -     | -     | -       | -     |
| L-Iklin                           | 2          | 3          | 5          | -     | -       | -     | -     | -       | -     |
| L-Imdina                          | 1          | -          | 1          | -     | -       | -     | -     | -       | -     |
| L-Imtarfa                         | 4          | 3          | 7          | -     | -       | -     | -     | -       | -     |
| Ir-Rabat                          | 13         | 14         | 27         | -     | -       | -     | -     | -       | -     |
| Is-Siġġiewi                       | 5          | 8          | 13         | -     | -       | -     | -     | -       | -     |

Table 10.41a continued

| Regions, districts and localities | 2016      |           |            | 2018  |         |       | 2020  |         |       |
|-----------------------------------|-----------|-----------|------------|-------|---------|-------|-------|---------|-------|
|                                   | Males     | Females   | Total      | Males | Females | Total | Males | Females | Total |
| <b>Northern</b>                   | <b>45</b> | <b>62</b> | <b>107</b> | -     | -       | -     | -     | -       | -     |
| Hal Għargħur                      | -         | 3         | 3          | -     | -       | -     | -     | -       | -     |
| Il-Mellieħa                       | 7         | 8         | 15         | -     | -       | -     | -     | -       | -     |
| L-Imġarr                          | 4         | 7         | 11         | -     | -       | -     | -     | -       | -     |
| Il-Mosta                          | 16        | 19        | 35         | -     | -       | -     | -     | -       | -     |
| In-Naxxar                         | 6         | 12        | 18         | -     | -       | -     | -     | -       | -     |
| San Pawl Il-Baħar                 | 12        | 13        | 25         | -     | -       | -     | -     | -       | -     |
| <b>Gozo and Comino</b>            | <b>44</b> | <b>39</b> | <b>83</b>  | -     | -       | -     | -     | -       | -     |
| Il-Fontana                        | -         | -         | -          | -     | -       | -     | -     | -       | -     |
| Għajnsielem and Comino            | 2         | 4         | 6          | -     | -       | -     | -     | -       | -     |
| L-Għarb                           | 1         | 1         | 2          | -     | -       | -     | -     | -       | -     |
| L-Għasri                          | -         | -         | -          | -     | -       | -     | -     | -       | -     |
| Il-Munxar                         | 2         | 2         | 4          | -     | -       | -     | -     | -       | -     |
| In-Nadur                          | 7         | 6         | 13         | -     | -       | -     | -     | -       | -     |
| Il-Qala                           | 2         | 1         | 3          | -     | -       | -     | -     | -       | -     |
| San Lawrenz                       | 1         | -         | 1          | -     | -       | -     | -     | -       | -     |
| Ta' Kerċem                        | 4         | 4         | 8          | -     | -       | -     | -     | -       | -     |
| Ta' Sannat                        | 4         | -         | 4          | -     | -       | -     | -     | -       | -     |
| Ir-Rabat                          | 4         | 8         | 12         | -     | -       | -     | -     | -       | -     |
| Ix-Xgħra                          | 5         | 6         | 11         | -     | -       | -     | -     | -       | -     |
| Ix-Xewkija                        | 9         | 6         | 15         | -     | -       | -     | -     | -       | -     |
| Iż-Żebbuġ                         | 3         | 1         | 4          | -     | -       | -     | -     | -       | -     |

Table 10.41b Severely Disability Pension: regional analysis

|  |      | Southern | Northern Harbour | South Eastern | Western | Northern | Gozo and Comino | TOTAL          |
|--|------|----------|------------------|---------------|---------|----------|-----------------|----------------|
| Total Population                                   | 2016 | 80,664   | 143,773          | 69,187        | 60,131  | 74,336   | 32,206          | <b>460,297</b> |
|  | 2018 | 82,910   | 160,173          | 72,375        | 61,689  | 83,024   | 33,388          | <b>493,559</b> |
|  | 2020 | 84,901   | 171,606          | 74,831        | 62,927  | 87,272   | 34,563          | <b>516,100</b> |
| Total Beneficiaries                                | 2016 | 209      | 224              | 160           | 104     | 107      | 83              | <b>887</b>     |
|  | 2018 | -        | -                | -             | -       | -        | -               | -              |
|  | 2020 | -        | -                | -             | -       | -        | -               | -              |
| Total Expenditure (€'000s)                         | 2016 | 1,026    | 1,118            | 775           | 517     | 537      | 416             | <b>4,390</b>   |
|  | 2018 | -        | -                | -             | -       | -        | -               | -              |
|  | 2020 | -        | -                | -             | -       | -        | -               | -              |
| Actual Beneficiaries per 1,000 of Population       | 2016 | 2.6      | 1.6              | 2.3           | 1.7     | 1.4      | 2.6             | -              |
|  | 2018 | -        | -                | -             | -       | -        | -               | -              |
|  | 2020 | -        | -                | -             | -       | -        | -               | -              |
| Expected Beneficiaries (Based on National Average) | 2016 | 155      | 277              | 133           | 116     | 143      | 62              | -              |
|  | 2018 | -        | -                | -             | -       | -        | -               | -              |
|  | 2020 | -        | -                | -             | -       | -        | -               | -              |
| Ratio of Beneficiaries (Actual/Estimate)           | 2016 | 1.34     | 0.81             | 1.20          | 0.90    | 0.75     | 1.34            | -              |
|  | 2018 | -        | -                | -             | -       | -        | -               | -              |
|  | 2020 | -        | -                | -             | -       | -        | -               | -              |



Table 10.42a Disability Assistance

| Regions, districts and localities | 2016  |         |       | 2018      |           |            | 2020       |           |            |
|-----------------------------------|-------|---------|-------|-----------|-----------|------------|------------|-----------|------------|
|                                   | Males | Females | Total | Males     | Females   | Total      | Males      | Females   | Total      |
| <b>MALTA</b>                      | -     | -       | -     | <b>91</b> | <b>46</b> | <b>137</b> | <b>130</b> | <b>75</b> | <b>205</b> |
| <b>Malta</b>                      | -     | -       | -     | <b>81</b> | <b>45</b> | <b>126</b> | <b>115</b> | <b>72</b> | <b>187</b> |
| <b>Gozo and Comino</b>            | -     | -       | -     | <b>10</b> | <b>1</b>  | <b>11</b>  | <b>15</b>  | <b>3</b>  | <b>18</b>  |
| <b>Southern Harbour</b>           | -     | -       | -     | <b>34</b> | <b>21</b> | <b>55</b>  | <b>46</b>  | <b>30</b> | <b>76</b>  |
| Bormla                            | -     | -       | -     | 7         | 2         | 9          | 9          | 2         | 11         |
| Il-Fgura                          | -     | -       | -     | 1         | 3         | 4          | 2          | 3         | 5          |
| Floriana                          | -     | -       | -     | -         | 1         | 1          | 1          | 2         | 3          |
| Hal Luqa                          | -     | -       | -     | 4         | 2         | 6          | 4          | 3         | 7          |
| Hal Tarxien                       | -     | -       | -     | 2         | 3         | 5          | 4          | 3         | 7          |
| Haż-Żabbar                        | -     | -       | -     | 6         | 5         | 11         | 9          | 7         | 16         |
| Il-Kalkara                        | -     | -       | -     | 1         | -         | 1          | 1          | -         | 1          |
| Il-Marsa                          | -     | -       | -     | 4         | -         | 4          | 3          | 1         | 4          |
| Raħal Ġdid                        | -     | -       | -     | 3         | 2         | 5          | 2          | 5         | 7          |
| Santa Luċija                      | -     | -       | -     | 1         | -         | 1          | 4          | -         | 4          |
| L-Isla                            | -     | -       | -     | -         | 1         | 1          | -          | 1         | 1          |
| Valletta                          | -     | -       | -     | 2         | 1         | 3          | 3          | 1         | 4          |
| Il-Birgu                          | -     | -       | -     | -         | 1         | 1          | -          | 1         | 1          |
| Ix-Xghajra                        | -     | -       | -     | 3         | -         | 3          | 4          | 1         | 5          |
| <b>Northern Harbour</b>           | -     | -       | -     | <b>15</b> | <b>10</b> | <b>25</b>  | <b>22</b>  | <b>13</b> | <b>35</b>  |
| Birkirkara                        | -     | -       | -     | 2         | 1         | 3          | 5          | 3         | 8          |
| Il-Gżira                          | -     | -       | -     | 1         | 2         | 3          | 1          | 2         | 3          |
| Hal Qormi                         | -     | -       | -     | 4         | -         | 4          | 4          | 1         | 5          |
| Il-Hamrun                         | -     | -       | -     | 1         | 1         | 2          | 1          | 1         | 2          |
| L-Imsida                          | -     | -       | -     | 1         | 1         | 2          | -          | 1         | 1          |
| Pembroke                          | -     | -       | -     | -         | -         | -          | 1          | -         | 1          |
| San Ġwann                         | -     | -       | -     | 2         | 1         | 3          | 2          | 1         | 3          |
| Santa Venera                      | -     | -       | -     | 1         | -         | 1          | 2          | -         | 2          |
| San Ġiljan                        | -     | -       | -     | -         | -         | -          | 2          | -         | 2          |
| Is-Swieqi                         | -     | -       | -     | -         | 2         | 2          | -          | 2         | 2          |
| Ta' Xbiex                         | -     | -       | -     | 1         | -         | 1          | 1          | -         | 1          |
| Tal-Pietà                         | -     | -       | -     | -         | -         | -          | 1          | -         | 1          |
| Tas-Sliema                        | -     | -       | -     | 2         | 2         | 4          | 2          | 2         | 4          |
| <b>South Eastern</b>              | -     | -       | -     | <b>13</b> | <b>3</b>  | <b>16</b>  | <b>22</b>  | <b>14</b> | <b>36</b>  |
| Birżebbuġa                        | -     | -       | -     | 2         | -         | 2          | 4          | -         | 4          |
| Il-Gudja                          | -     | -       | -     | -         | -         | -          | -          | 1         | 1          |
| Hal Ghaxaq                        | -     | -       | -     | -         | 1         | 1          | -          | 1         | 1          |
| Hal Kirkop                        | -     | -       | -     | 1         | -         | 1          | 1          | 1         | 2          |
| Hal Safi                          | -     | -       | -     | -         | -         | -          | -          | 1         | 1          |
| Marsaskala                        | -     | -       | -     | 2         | -         | 2          | 4          | 3         | 7          |
| Marsaxlokk                        | -     | -       | -     | -         | -         | -          | 1          | 1         | 2          |
| L-Imqabba                         | -     | -       | -     | -         | -         | -          | -          | 1         | 1          |
| Il-Qrendi                         | -     | -       | -     | 3         | 1         | 4          | 4          | 1         | 5          |
| Iż-Żejtun                         | -     | -       | -     | 4         | 1         | 5          | 5          | 2         | 7          |
| Iż-Żurrieq                        | -     | -       | -     | 1         | -         | 1          | 3          | 2         | 5          |
| <b>Western</b>                    | -     | -       | -     | <b>10</b> | <b>6</b>  | <b>16</b>  | <b>11</b>  | <b>9</b>  | <b>20</b>  |
| Had-Dingli                        | -     | -       | -     | 1         | -         | 1          | 3          | 1         | 4          |
| Hal Balzan                        | -     | -       | -     | -         | -         | -          | 1          | -         | 1          |
| Hal Lija                          | -     | -       | -     | -         | 1         | 1          | -          | 1         | 1          |
| H'Attard                          | -     | -       | -     | 2         | 2         | 4          | 1          | 1         | 2          |
| Haż-Zebbuġ                        | -     | -       | -     | 2         | 2         | 4          | -          | 4         | 4          |
| L-Iklin                           | -     | -       | -     | -         | 1         | 1          | -          | 1         | 1          |
| L-Imdina                          | -     | -       | -     | -         | -         | -          | -          | -         | -          |
| L-Imtarfa                         | -     | -       | -     | 1         | -         | 1          | -          | -         | -          |
| Ir-Rabat                          | -     | -       | -     | 2         | -         | 2          | 3          | -         | 3          |
| Is-Siġġiewi                       | -     | -       | -     | 2         | -         | 2          | 3          | 1         | 4          |

Table 10.42a continued

| Regions, districts and localities | 2016  |         |       | 2018      |          |           | 2020      |          |           |
|-----------------------------------|-------|---------|-------|-----------|----------|-----------|-----------|----------|-----------|
|                                   | Males | Females | Total | Males     | Females  | Total     | Males     | Females  | Total     |
| <b>Northern</b>                   | -     | -       | -     | <b>9</b>  | <b>5</b> | <b>14</b> | <b>14</b> | <b>6</b> | <b>20</b> |
| Hal Gharghur                      | -     | -       | -     | -         | -        | -         | -         | -        | -         |
| Il-Mellieħa                       | -     | -       | -     | 1         | -        | 1         | 3         | 1        | 4         |
| L-Imġarr                          | -     | -       | -     | 1         | -        | 1         | 1         | -        | 1         |
| Il-Mosta                          | -     | -       | -     | -         | 2        | 2         | 4         | 2        | 6         |
| In-Naxxar                         | -     | -       | -     | 4         | -        | 4         | 1         | -        | 1         |
| San Pawl Il-Baħar                 | -     | -       | -     | 3         | 3        | 6         | 5         | 3        | 8         |
| <b>Gozo and Comino</b>            | -     | -       | -     | <b>10</b> | <b>1</b> | <b>11</b> | <b>15</b> | <b>3</b> | <b>18</b> |
| Il-Fontana                        | -     | -       | -     | 1         | -        | 1         | 2         | -        | 2         |
| Għajnsielem and Comino            | -     | -       | -     | -         | -        | -         | 1         | -        | 1         |
| L-Għarb                           | -     | -       | -     | 2         | 1        | 3         | 3         | 1        | 4         |
| L-Għasri                          | -     | -       | -     | -         | -        | -         | -         | -        | -         |
| Il-Munxar                         | -     | -       | -     | -         | -        | -         | -         | -        | -         |
| In-Nadur                          | -     | -       | -     | -         | -        | -         | -         | -        | -         |
| Il-Qala                           | -     | -       | -     | 1         | -        | 1         | 1         | 1        | 2         |
| San Lawrenz                       | -     | -       | -     | -         | -        | -         | -         | -        | -         |
| Ta' Kerċem                        | -     | -       | -     | 1         | -        | 1         | 1         | -        | 1         |
| Ta' Sannat                        | -     | -       | -     | -         | -        | -         | -         | -        | -         |
| Ir-Rabat                          | -     | -       | -     | 2         | -        | 2         | 2         | 1        | 3         |
| Ix-Xagħra                         | -     | -       | -     | 2         | -        | 2         | 3         | -        | 3         |
| Ix-Xewkija                        | -     | -       | -     | 1         | -        | 1         | 2         | -        | 2         |
| Iż-Żebbuġ                         | -     | -       | -     | -         | -        | -         | -         | -        | -         |

Table 10.42b Disability Assistance: regional analysis

|  |      | Southern | Northern Harbour | South Eastern | Western | Northern | Gozo and Comino | TOTAL          |
|--|------|----------|------------------|---------------|---------|----------|-----------------|----------------|
| Total Population                                   | 2016 | 80,664   | 143,773          | 69,187        | 60,131  | 74,336   | 32,206          | <b>460,297</b> |
|  | 2018 | 82,910   | 160,173          | 72,375        | 61,689  | 83,024   | 33,388          | <b>493,559</b> |
|  | 2020 | 84,901   | 171,606          | 74,831        | 62,927  | 87,272   | 34,563          | <b>516,100</b> |
| Total Beneficiaries                                | 2016 | -        | -                | -             | -       | -        | -               | -              |
|  | 2018 | 55       | 25               | 16            | 16      | 14       | 11              | <b>137</b>     |
|  | 2020 | 76       | 35               | 36            | 20      | 20       | 18              | <b>205</b>     |
| Total Expenditure (€'000s)                         | 2016 | -        | -                | -             | -       | -        | -               | -              |
|  | 2018 | 188      | 96               | 55            | 58      | 53       | 41              | <b>492</b>     |
|  | 2020 | 271      | 134              | 138           | 70      | 78       | 72              | <b>763</b>     |
| Actual Beneficiaries per 1,000 of Population       | 2016 | -        | -                | -             | -       | -        | -               | -              |
|  | 2018 | 0.7      | 0.2              | 0.2           | 0.3     | 0.2      | 0.3             | -              |
|  | 2020 | 0.9      | 0.2              | 0.5           | 0.3     | 0.2      | 0.5             | -              |
| Expected Beneficiaries (Based on National Average) | 2016 | -        | -                | -             | -       | -        | -               | -              |
|  | 2018 | 23       | 44               | 20            | 17      | 23       | 9               | -              |
|  | 2020 | 34       | 68               | 30            | 25      | 35       | 14              | -              |
| Ratio of Beneficiaries (Actual/Estimate)           | 2016 | -        | -                | -             | -       | -        | -               | -              |
|  | 2018 | 2.39     | 0.56             | 0.80          | 0.93    | 0.61     | 1.19            | -              |
|  | 2020 | 2.25     | 0.51             | 1.21          | 0.80    | 0.58     | 1.31            | -              |

Table 10.43a Severe Disability Assistance

| Regions, districts and localities | 2016  |         |       | 2018         |              |              | 2020         |              |              |
|-----------------------------------|-------|---------|-------|--------------|--------------|--------------|--------------|--------------|--------------|
|                                   | Males | Females | Total | Males        | Females      | Total        | Males        | Females      | Total        |
| <b>MALTA</b>                      | -     | -       | -     | <b>1,789</b> | <b>1,449</b> | <b>3,238</b> | <b>1,857</b> | <b>1,543</b> | <b>3,400</b> |
| <b>Malta</b>                      | -     | -       | -     | <b>1,611</b> | <b>1,325</b> | <b>2,936</b> | <b>1,667</b> | <b>1,413</b> | <b>3,080</b> |
| <b>Gozo and Comino</b>            | -     | -       | -     | <b>178</b>   | <b>124</b>   | <b>302</b>   | <b>190</b>   | <b>130</b>   | <b>320</b>   |
| <b>Southern Harbour</b>           | -     | -       | -     | <b>427</b>   | <b>336</b>   | <b>763</b>   | <b>464</b>   | <b>364</b>   | <b>828</b>   |
| Bormla                            | -     | -       | -     | 33           | 27           | 60           | 38           | 29           | 67           |
| Il-Fgura                          | -     | -       | -     | 69           | 53           | 122          | 76           | 60           | 136          |
| Floriana                          | -     | -       | -     | 7            | 7            | 14           | 8            | 7            | 15           |
| Hal Luqa                          | -     | -       | -     | 26           | 25           | 51           | 26           | 24           | 50           |
| Hal Tarxien                       | -     | -       | -     | 39           | 32           | 71           | 55           | 40           | 95           |
| Haż-Żabbar                        | -     | -       | -     | 50           | 54           | 104          | 55           | 57           | 112          |
| Il-Kalkara                        | -     | -       | -     | 29           | 14           | 43           | 24           | 18           | 42           |
| Il-Marsa                          | -     | -       | -     | 39           | 17           | 56           | 39           | 18           | 57           |
| Rahal Ġdid                        | -     | -       | -     | 48           | 42           | 90           | 57           | 46           | 103          |
| Santa Luċija                      | -     | -       | -     | 19           | 20           | 39           | 17           | 21           | 38           |
| L-Isla                            | -     | -       | -     | 15           | 8            | 23           | 11           | 9            | 20           |
| Valletta                          | -     | -       | -     | 30           | 20           | 50           | 34           | 18           | 52           |
| Il-Birgu                          | -     | -       | -     | 15           | 12           | 27           | 15           | 13           | 28           |
| Ix-Xghajra                        | -     | -       | -     | 8            | 5            | 13           | 9            | 4            | 13           |
| <b>Northern Harbour</b>           | -     | -       | -     | <b>427</b>   | <b>359</b>   | <b>786</b>   | <b>431</b>   | <b>370</b>   | <b>801</b>   |
| Birkirkara                        | -     | -       | -     | 88           | 86           | 174          | 90           | 81           | 171          |
| Il-Gżira                          | -     | -       | -     | 24           | 19           | 43           | 22           | 22           | 44           |
| Hal Qormi                         | -     | -       | -     | 74           | 54           | 128          | 77           | 56           | 133          |
| Il-Hamrun                         | -     | -       | -     | 30           | 38           | 68           | 32           | 39           | 71           |
| L-Imsida                          | -     | -       | -     | 26           | 26           | 52           | 24           | 30           | 54           |
| Pembroke                          | -     | -       | -     | 18           | 10           | 28           | 18           | 14           | 32           |
| San Ġwann                         | -     | -       | -     | 47           | 36           | 83           | 47           | 34           | 81           |
| Santa Venera                      | -     | -       | -     | 36           | 21           | 57           | 37           | 26           | 63           |
| San Ġiljan                        | -     | -       | -     | 22           | 19           | 41           | 18           | 17           | 35           |
| Is-Swieqi                         | -     | -       | -     | 17           | 10           | 27           | 18           | 11           | 29           |
| Ta' Xbiex                         | -     | -       | -     | 5            | 1            | 6            | 7            | 1            | 8            |
| Tal-Pietà                         | -     | -       | -     | 13           | 11           | 24           | 13           | 13           | 26           |
| Tas-Sliema                        | -     | -       | -     | 27           | 28           | 55           | 28           | 26           | 54           |
| <b>South Eastern</b>              | -     | -       | -     | <b>305</b>   | <b>256</b>   | <b>561</b>   | <b>336</b>   | <b>301</b>   | <b>637</b>   |
| Birżebbuġa                        | -     | -       | -     | 39           | 33           | 72           | 56           | 44           | 100          |
| Il-Gudja                          | -     | -       | -     | 7            | 5            | 12           | 8            | 9            | 17           |
| Hal Ghaxaq                        | -     | -       | -     | 21           | 21           | 42           | 29           | 21           | 50           |
| Hal Kirkop                        | -     | -       | -     | 15           | 5            | 20           | 12           | 3            | 15           |
| Hal Safi                          | -     | -       | -     | 14           | 6            | 20           | 12           | 7            | 19           |
| Marsaskala                        | -     | -       | -     | 47           | 44           | 91           | 45           | 51           | 96           |
| Marsaxlokk                        | -     | -       | -     | 10           | 9            | 19           | 12           | 11           | 23           |
| L-Imqabba                         | -     | -       | -     | 8            | 5            | 13           | 9            | 7            | 16           |
| Il-Qrendi                         | -     | -       | -     | 11           | 8            | 19           | 9            | 7            | 16           |
| Iż-Żejtun                         | -     | -       | -     | 99           | 82           | 181          | 107          | 103          | 210          |
| Iż-Żurrieq                        | -     | -       | -     | 34           | 38           | 72           | 37           | 38           | 75           |
| <b>Western</b>                    | -     | -       | -     | <b>241</b>   | <b>196</b>   | <b>437</b>   | <b>213</b>   | <b>189</b>   | <b>402</b>   |
| Had-Dingli                        | -     | -       | -     | 7            | 9            | 16           | 6            | 11           | 17           |
| Hal Balzan                        | -     | -       | -     | 12           | 6            | 18           | 15           | 6            | 21           |
| Hal Lija                          | -     | -       | -     | 9            | 13           | 22           | 10           | 12           | 22           |
| H'Attard                          | -     | -       | -     | 37           | 26           | 63           | 42           | 33           | 75           |
| Haż-Zebbuġ                        | -     | -       | -     | 39           | 30           | 69           | 42           | 31           | 73           |
| L-Iklin                           | -     | -       | -     | 13           | 8            | 21           | 10           | 7            | 17           |
| L-Imdina                          | -     | -       | -     | 1            | -            | 1            | 1            | -            | 1            |
| L-Imtarfa                         | -     | -       | -     | 15           | 8            | 23           | 13           | 8            | 21           |
| Ir-Rabat                          | -     | -       | -     | 41           | 40           | 81           | 41           | 44           | 85           |
| Is-Siġġiewi                       | -     | -       | -     | 67           | 56           | 123          | 33           | 37           | 70           |

Table 10.43a continued

| Regions, districts and localities | 2016  |         |       | 2018       |            |            | 2020       |            |            |
|-----------------------------------|-------|---------|-------|------------|------------|------------|------------|------------|------------|
|                                   | Males | Females | Total | Males      | Females    | Total      | Males      | Females    | Total      |
| <b>Northern</b>                   | -     | -       | -     | <b>211</b> | <b>178</b> | <b>389</b> | <b>223</b> | <b>189</b> | <b>412</b> |
| Hal Gharghur                      | -     | -       | -     | 9          | 10         | 19         | 9          | 9          | 18         |
| Il-Mellieħa                       | -     | -       | -     | 31         | 14         | 45         | 29         | 16         | 45         |
| L-Imġarr                          | -     | -       | -     | 14         | 15         | 29         | 15         | 15         | 30         |
| Il-Mosta                          | -     | -       | -     | 66         | 53         | 119        | 74         | 59         | 133        |
| In-Naxxar                         | -     | -       | -     | 36         | 36         | 72         | 40         | 41         | 81         |
| San Pawl Il-Baħar                 | -     | -       | -     | 55         | 50         | 105        | 56         | 49         | 105        |
| <b>Gozo and Comino</b>            | -     | -       | -     | <b>178</b> | <b>124</b> | <b>302</b> | <b>190</b> | <b>130</b> | <b>320</b> |
| Il-Fontana                        | -     | -       | -     | 3          | 2          | 5          | 4          | 2          | 6          |
| Għajnsielem                       | -     | -       | -     | 20         | 12         | 32         | 20         | 12         | 32         |
| and Comino                        | -     | -       | -     | 6          | 3          | 9          | 7          | 4          | 11         |
| L-Għarb                           | -     | -       | -     | 2          | 2          | 4          | 1          | 2          | 3          |
| L-Għasri                          | -     | -       | -     | 3          | 6          | 9          | 3          | 6          | 9          |
| Il-Munxar                         | -     | -       | -     | 31         | 13         | 44         | 29         | 13         | 42         |
| In-Nadur                          | -     | -       | -     | 14         | 9          | 23         | 14         | 11         | 25         |
| Il-Qala                           | -     | -       | -     | 1          | 3          | 4          | 2          | 3          | 5          |
| San Lawrenz                       | -     | -       | -     | 6          | 6          | 12         | 9          | 5          | 14         |
| Ta' Kerċem                        | -     | -       | -     | 9          | 3          | 12         | 9          | 4          | 13         |
| Ta' Sannat                        | -     | -       | -     | 22         | 19         | 41         | 23         | 20         | 43         |
| Ir-Rabat                          | -     | -       | -     | 24         | 21         | 45         | 28         | 22         | 50         |
| Ix-Xagħra                         | -     | -       | -     | 26         | 18         | 44         | 27         | 19         | 46         |
| Ix-Xewkija                        | -     | -       | -     | 11         | 7          | 18         | 14         | 7          | 21         |
| Iż-Żebbuġ                         | -     | -       | -     | -          | -          | -          | -          | -          | -          |

Table 10.43b Severe Disability Assistance: regional analysis

|  |      | Southern | Northern Harbour | South Eastern | Western | Northern | Gozo and Comino | TOTAL          |
|--|------|----------|------------------|---------------|---------|----------|-----------------|----------------|
| Total Population                                   | 2016 | 80,664   | 143,773          | 69,187        | 60,131  | 74,336   | 32,206          | <b>460,297</b> |
|  | 2018 | 82,910   | 160,173          | 72,375        | 61,689  | 83,024   | 33,388          | <b>493,559</b> |
|  | 2020 | 84,901   | 171,606          | 74,831        | 62,927  | 87,272   | 34,563          | <b>516,100</b> |
| Total Beneficiaries                                | 2016 | -        | -                | -             | -       | -        | -               | -              |
|  | 2018 | 763      | 786              | 561           | 437     | 389      | 302             | <b>3,238</b>   |
|  | 2020 | 828      | 801              | 637           | 402     | 412      | 320             | <b>3,400</b>   |
| Total Expenditure (€'000s)                         | 2016 | -        | -                | -             | -       | -        | -               | -              |
|  | 2018 | 3,756    | 3,966            | 2,827         | 1,907   | 1,909    | 1,540           | <b>15,905</b>  |
|  | 2020 | 4,272    | 4,233            | 3,376         | 2,081   | 2,136    | 1,722           | <b>17,819</b>  |
| Actual Beneficiaries per 1,000 of Population       | 2016 | -        | -                | -             | -       | -        | -               | -              |
|  | 2018 | 9.2      | 4.9              | 7.8           | 7.1     | 4.7      | 9.0             | -              |
|  | 2020 | 9.8      | 4.7              | 8.5           | 6.4     | 4.7      | 9.3             | -              |
| Expected Beneficiaries (Based on National Average) | 2016 | -        | -                | -             | -       | -        | -               | -              |
|  | 2018 | 544      | 1,051            | 475           | 405     | 545      | 219             | -              |
|  | 2020 | 559      | 1,131            | 493           | 415     | 575      | 228             | -              |
| Ratio of Beneficiaries (Actual/Estimate)           | 2016 | -        | -                | -             | -       | -        | -               | -              |
|  | 2018 | 1.40     | 0.75             | 1.18          | 1.08    | 0.71     | 1.38            | -              |
|  | 2020 | 1.48     | 0.71             | 1.29          | 0.97    | 0.72     | 1.41            | -              |

Table 10.44a Increased Severe Disability Assistance

| Regions, districts and localities | 2016  |         |       | 2018       |            |            | 2020       |            |            |
|-----------------------------------|-------|---------|-------|------------|------------|------------|------------|------------|------------|
|                                   | Males | Females | Total | Males      | Females    | Total      | Males      | Females    | Total      |
| <b>MALTA</b>                      | -     | -       | -     | <b>314</b> | <b>224</b> | <b>538</b> | <b>468</b> | <b>319</b> | <b>787</b> |
| <b>Malta</b>                      | -     | -       | -     | <b>288</b> | <b>198</b> | <b>486</b> | <b>431</b> | <b>287</b> | <b>718</b> |
| <b>Gozo and Comino</b>            | -     | -       | -     | <b>26</b>  | <b>26</b>  | <b>52</b>  | <b>37</b>  | <b>32</b>  | <b>69</b>  |
| <b>Southern Harbour</b>           | -     | -       | -     | <b>59</b>  | <b>38</b>  | <b>97</b>  | <b>86</b>  | <b>59</b>  | <b>145</b> |
| Bormla                            | -     | -       | -     | 4          | 1          | 5          | 2          | 1          | 3          |
| Il-Fgura                          | -     | -       | -     | 8          | 8          | 16         | 13         | 11         | 24         |
| Floriana                          | -     | -       | -     | -          | 2          | 2          | -          | 2          | 2          |
| Hal Luqa                          | -     | -       | -     | 6          | 2          | 8          | 7          | 5          | 12         |
| Hal Tarxien                       | -     | -       | -     | 6          | 3          | 9          | 7          | 9          | 16         |
| Haż-Żabbar                        | -     | -       | -     | 7          | 6          | 13         | 15         | 8          | 23         |
| Il-Kalkara                        | -     | -       | -     | 4          | 1          | 5          | 7          | 1          | 8          |
| Il-Marsa                          | -     | -       | -     | 3          | 3          | 6          | 5          | 4          | 9          |
| Raħal Ġdid                        | -     | -       | -     | 6          | 5          | 11         | 11         | 7          | 18         |
| Santa Luċija                      | -     | -       | -     | 5          | 2          | 7          | 3          | 3          | 6          |
| L-Isla                            | -     | -       | -     | 3          | -          | 3          | 4          | 2          | 6          |
| Valletta                          | -     | -       | -     | 5          | 3          | 8          | 9          | 3          | 12         |
| Il-Birgu                          | -     | -       | -     | 1          | 2          | 3          | 2          | 2          | 4          |
| Ix-Xghajra                        | -     | -       | -     | 1          | -          | 1          | 1          | 1          | 2          |
| <b>Northern Harbour</b>           | -     | -       | -     | <b>65</b>  | <b>57</b>  | <b>122</b> | <b>109</b> | <b>87</b>  | <b>196</b> |
| Birkirkara                        | -     | -       | -     | 22         | 17         | 39         | 29         | 22         | 51         |
| Il-Gżira                          | -     | -       | -     | 3          | -          | 3          | 6          | 1          | 7          |
| Hal Qormi                         | -     | -       | -     | 13         | 9          | 22         | 15         | 18         | 33         |
| Il-Hamrun                         | -     | -       | -     | 2          | 5          | 7          | 4          | 7          | 11         |
| L-Imsida                          | -     | -       | -     | 3          | 4          | 7          | 5          | 4          | 9          |
| Pembroke                          | -     | -       | -     | 2          | -          | 2          | 7          | -          | 7          |
| San Ġwann                         | -     | -       | -     | 6          | 9          | 15         | 13         | 10         | 23         |
| Santa Venera                      | -     | -       | -     | 5          | 3          | 8          | 10         | 5          | 15         |
| San Ġiljan                        | -     | -       | -     | 3          | 2          | 5          | 7          | 5          | 12         |
| Is-Swieqi                         | -     | -       | -     | -          | 1          | 1          | -          | 4          | 4          |
| Ta' Xbiex                         | -     | -       | -     | -          | -          | -          | -          | -          | -          |
| Tal-Pietà                         | -     | -       | -     | 1          | 2          | 3          | 4          | 3          | 7          |
| Tas-Sliema                        | -     | -       | -     | 5          | 5          | 10         | 9          | 8          | 17         |
| <b>South Eastern</b>              | -     | -       | -     | <b>45</b>  | <b>25</b>  | <b>70</b>  | <b>68</b>  | <b>51</b>  | <b>119</b> |
| Birżebbuġa                        | -     | -       | -     | 6          | 3          | 9          | 7          | 4          | 11         |
| Il-Gudja                          | -     | -       | -     | 1          | -          | 1          | 2          | 2          | 4          |
| Hal Ghaxaq                        | -     | -       | -     | 5          | 2          | 7          | 7          | 4          | 11         |
| Hal Kirkop                        | -     | -       | -     | 2          | -          | 2          | 4          | 2          | 6          |
| Hal Safi                          | -     | -       | -     | 1          | -          | 1          | 3          | 3          | 6          |
| Marsaskala                        | -     | -       | -     | 4          | 3          | 7          | 8          | 7          | 15         |
| Marsaxlokk                        | -     | -       | -     | 5          | 4          | 9          | 5          | 4          | 9          |
| L-Imqabba                         | -     | -       | -     | 3          | -          | 3          | 4          | 1          | 5          |
| Il-Qrendi                         | -     | -       | -     | 3          | 1          | 4          | 3          | 2          | 5          |
| Iż-Żejtun                         | -     | -       | -     | 7          | 9          | 16         | 12         | 15         | 27         |
| Iż-Żurrieq                        | -     | -       | -     | 8          | 3          | 11         | 13         | 7          | 20         |
| <b>Western</b>                    | -     | -       | -     | <b>82</b>  | <b>57</b>  | <b>139</b> | <b>103</b> | <b>59</b>  | <b>162</b> |
| Had-Dingli                        | -     | -       | -     | 1          | -          | 1          | 1          | -          | 1          |
| Hal Balzan                        | -     | -       | -     | 4          | 3          | 7          | 4          | 3          | 7          |
| Hal Lija                          | -     | -       | -     | 3          | 1          | 4          | 5          | 1          | 6          |
| H'Attard                          | -     | -       | -     | 4          | 5          | 9          | 9          | 5          | 14         |
| Haż-Zebbuġ                        | -     | -       | -     | 9          | 5          | 14         | 12         | 5          | 17         |
| L-Iklin                           | -     | -       | -     | 2          | 2          | 4          | 5          | 2          | 7          |
| L-Imdina                          | -     | -       | -     | -          | 1          | 1          | -          | 1          | 1          |
| L-Imtarfa                         | -     | -       | -     | 1          | -          | 1          | 3          | -          | 3          |
| Ir-Rabat                          | -     | -       | -     | 5          | 4          | 9          | 10         | 4          | 14         |
| Is-Siġġiewi                       | -     | -       | -     | 53         | 36         | 89         | 54         | 38         | 92         |

Table 10.44a continued

| Regions, districts and localities | 2016  |         |       | 2018      |           |           | 2020      |           |           |
|-----------------------------------|-------|---------|-------|-----------|-----------|-----------|-----------|-----------|-----------|
|                                   | Males | Females | Total | Males     | Females   | Total     | Males     | Females   | Total     |
| <b>Northern</b>                   | -     | -       | -     | <b>37</b> | <b>21</b> | <b>58</b> | <b>65</b> | <b>31</b> | <b>96</b> |
| Hal Gharghur                      | -     | -       | -     | -         | -         | -         | 2         | 1         | 3         |
| Il-Mellieħa                       | -     | -       | -     | 7         | 1         | 8         | 7         | 2         | 9         |
| L-Imġarr                          | -     | -       | -     | 2         | 2         | 4         | 4         | 3         | 7         |
| Il-Mosta                          | -     | -       | -     | 11        | 8         | 19        | 29        | 11        | 40        |
| In-Naxxar                         | -     | -       | -     | 5         | 6         | 11        | 6         | 7         | 13        |
| San Pawl Il-Baħar                 | -     | -       | -     | 12        | 4         | 16        | 17        | 7         | 24        |
| <b>Gozo and Comino</b>            | -     | -       | -     | <b>26</b> | <b>26</b> | <b>52</b> | <b>37</b> | <b>32</b> | <b>69</b> |
| Il-Fontana                        | -     | -       | -     | 1         | 2         | 3         | 1         | 2         | 3         |
| Għajnsielem and Comino            | -     | -       | -     | 3         | 3         | 6         | 5         | 4         | 9         |
| L-Għarb                           | -     | -       | -     | -         | -         | -         | -         | -         | -         |
| L-Għasri                          | -     | -       | -     | 1         | -         | 1         | 2         | -         | 2         |
| Il-Munxar                         | -     | -       | -     | -         | 1         | 1         | -         | 1         | 1         |
| In-Nadur                          | -     | -       | -     | 6         | 1         | 7         | 8         | 2         | 10        |
| Il-Qala                           | -     | -       | -     | 1         | 1         | 2         | 3         | 1         | 4         |
| San Lawrenz                       | -     | -       | -     | 1         | -         | 1         | 1         | -         | 1         |
| Ta' Kerċem                        | -     | -       | -     | -         | 2         | 2         | -         | 3         | 3         |
| Ta' Sannat                        | -     | -       | -     | 3         | -         | 3         | 3         | 1         | 4         |
| Ir-Rabat                          | -     | -       | -     | 5         | 5         | 10        | 5         | 7         | 12        |
| Ix-Xagħra                         | -     | -       | -     | 1         | 3         | 4         | 2         | 3         | 5         |
| Ix-Xewkija                        | -     | -       | -     | 2         | 5         | 7         | 4         | 6         | 10        |
| Iż-Żebbuġ                         | -     | -       | -     | 2         | 3         | 5         | 3         | 2         | 5         |

Table 10.44b Increased Severe Disability Assistance: regional analysis

|  |      | Southern | Northern Harbour | South Eastern | Western | Northern | Gozo and Comino | TOTAL          |
|--|------|----------|------------------|---------------|---------|----------|-----------------|----------------|
| Total Population                                   | 2016 | 80,664   | 143,773          | 69,187        | 60,131  | 74,336   | 32,206          | <b>460,297</b> |
|  | 2018 | 82,910   | 160,173          | 72,375        | 61,689  | 83,024   | 33,388          | <b>493,559</b> |
|  | 2020 | 84,901   | 171,606          | 74,831        | 62,927  | 87,272   | 34,563          | <b>516,100</b> |
| Total Beneficiaries                                | 2016 | -        | -                | -             | -       | -        | -               | -              |
|  | 2018 | 97       | 122              | 70            | 139     | 58       | 52              | <b>538</b>     |
|  | 2020 | 145      | 196              | 119           | 162     | 96       | 69              | <b>787</b>     |
| Total Expenditure (€'000s)                         | 2016 | -        | -                | -             | -       | -        | -               | -              |
|  | 2018 | 583      | 795              | 449           | 844     | 358      | 346             | <b>3,375</b>   |
|  | 2020 | 1,063    | 1,444            | 892           | 1,250   | 718      | 542             | <b>5,910</b>   |
| Actual Beneficiaries per 1,000 of Population       | 2016 | -        | -                | -             | -       | -        | -               | -              |
|  | 2018 | 1.2      | 0.8              | 1.0           | 2.3     | 0.7      | 1.6             | -              |
|  | 2020 | 1.7      | 1.1              | 1.6           | 2.6     | 1.1      | 2.0             | -              |
| Expected Beneficiaries (Based on National Average) | 2016 | -        | -                | -             | -       | -        | -               | -              |
|  | 2018 | 90       | 175              | 79            | 67      | 90       | 36              | -              |
|  | 2020 | 129      | 262              | 114           | 96      | 133      | 53              | -              |
| Ratio of Beneficiaries (Actual/Estimate)           | 2016 | -        | -                | -             | -       | -        | -               | -              |
|  | 2018 | 1.07     | 0.70             | 0.89          | 2.07    | 0.64     | 1.43            | -              |
|  | 2020 | 1.12     | 0.75             | 1.04          | 1.69    | 0.72     | 1.31            | -              |

Table 10.45a Leprosy Assistance

| Regions, districts and localities | 2016      |          |           | 2018      |          |           | 2020      |          |           |
|-----------------------------------|-----------|----------|-----------|-----------|----------|-----------|-----------|----------|-----------|
|                                   | Males     | Females  | Total     | Males     | Females  | Total     | Males     | Females  | Total     |
| <b>MALTA</b>                      | <b>19</b> | <b>9</b> | <b>29</b> | <b>18</b> | <b>6</b> | <b>24</b> | <b>17</b> | <b>4</b> | <b>21</b> |
| <b>Malta</b>                      | <b>16</b> | <b>9</b> | <b>26</b> | <b>15</b> | <b>6</b> | <b>21</b> | <b>15</b> | <b>4</b> | <b>19</b> |
| <b>Gozo and Comino</b>            | <b>3</b>  | <b>-</b> | <b>3</b>  | <b>3</b>  | <b>-</b> | <b>3</b>  | <b>2</b>  | <b>-</b> | <b>2</b>  |
| <b>Southern Harbour</b>           | <b>6</b>  | <b>4</b> | <b>10</b> | <b>5</b>  | <b>4</b> | <b>9</b>  | <b>6</b>  | <b>2</b> | <b>8</b>  |
| Bormla                            | -         | -        | -         | -         | 1        | 1         | -         | -        | -         |
| Il-Fgura                          | 1         | -        | 1         | 1         | -        | 1         | 1         | -        | 1         |
| Floriana                          | -         | -        | -         | -         | -        | -         | -         | -        | -         |
| Hal Luqa                          | 2         | -        | 2         | 1         | -        | 1         | 2         | -        | 2         |
| Hal Tarxien                       | 2         | 1        | 3         | 2         | 1        | 3         | 2         | -        | 2         |
| Haż-Żabbar                        | 1         | -        | 1         | 1         | -        | 1         | 1         | -        | 1         |
| Il-Kalkara                        | -         | -        | -         | -         | -        | -         | -         | -        | -         |
| Il-Marsa                          | -         | -        | -         | -         | -        | -         | -         | -        | -         |
| Rahał Ġdid                        | -         | 2        | 2         | -         | 1        | 1         | -         | 1        | 1         |
| Santa Luċija                      | -         | 1        | 1         | -         | 1        | 1         | -         | 1        | 1         |
| L-Isla                            | -         | -        | -         | -         | -        | -         | -         | -        | -         |
| Valletta                          | -         | -        | -         | -         | -        | -         | -         | -        | -         |
| Il-Birgu                          | -         | -        | -         | -         | -        | -         | -         | -        | -         |
| Ix-Xghajra                        | -         | -        | -         | -         | -        | -         | -         | -        | -         |
| <b>Northern Harbour</b>           | <b>1</b>  | <b>1</b> | <b>2</b>  | <b>1</b>  | <b>-</b> | <b>1</b>  | <b>-</b>  | <b>-</b> | <b>-</b>  |
| Birkirkara                        | -         | -        | -         | -         | -        | -         | -         | -        | -         |
| Il-Gzira                          | -         | -        | -         | -         | -        | -         | -         | -        | -         |
| Hal Qormi                         | 1         | -        | 1         | 1         | -        | 1         | -         | -        | -         |
| Il-Hamrun                         | -         | -        | -         | -         | -        | -         | -         | -        | -         |
| L-Imsida                          | -         | -        | -         | -         | -        | -         | -         | -        | -         |
| Pembroke                          | -         | -        | -         | -         | -        | -         | -         | -        | -         |
| San Ġwann                         | -         | -        | -         | -         | -        | -         | -         | -        | -         |
| Santa Venera                      | -         | 1        | 1         | -         | -        | -         | -         | -        | -         |
| San Ġiljan                        | -         | -        | -         | -         | -        | -         | -         | -        | -         |
| Is-Swieqi                         | -         | -        | -         | -         | -        | -         | -         | -        | -         |
| Ta' Xbiex                         | -         | -        | -         | -         | -        | -         | -         | -        | -         |
| Tal-Pietà                         | -         | -        | -         | -         | -        | -         | -         | -        | -         |
| Tas-Sliema                        | -         | -        | -         | -         | -        | -         | -         | -        | -         |
| <b>South Eastern</b>              | <b>7</b>  | <b>2</b> | <b>9</b>  | <b>7</b>  | <b>2</b> | <b>9</b>  | <b>7</b>  | <b>2</b> | <b>9</b>  |
| Birżebbuġa                        | 1         | -        | 1         | 1         | -        | 1         | 1         | -        | 1         |
| Il-Gudja                          | -         | -        | -         | -         | -        | -         | -         | -        | -         |
| Hal Ghaxaq                        | -         | -        | -         | -         | -        | -         | -         | -        | -         |
| Hal Kirkop                        | 1         | -        | 1         | 1         | -        | 1         | 1         | -        | 1         |
| Hal Safi                          | -         | -        | -         | -         | -        | -         | -         | -        | -         |
| Marsaskala                        | -         | -        | -         | -         | -        | -         | -         | -        | -         |
| Marsaxlokk                        | 1         | -        | 1         | 1         | -        | 1         | 1         | -        | 1         |
| L-Imqabba                         | -         | -        | -         | -         | -        | -         | -         | -        | -         |
| Il-Qrendi                         | -         | -        | -         | -         | -        | -         | -         | -        | -         |
| Iż-Żejtun                         | 1         | 1        | 2         | 1         | 1        | 2         | 1         | 1        | 2         |
| Iż-Żurrieq                        | 3         | 1        | 4         | 3         | 1        | 4         | 3         | 1        | 4         |
| <b>Western</b>                    | <b>2</b>  | <b>-</b> | <b>3</b>  | <b>2</b>  | <b>-</b> | <b>2</b>  | <b>2</b>  | <b>-</b> | <b>2</b>  |
| Had-Dingli                        | -         | -        | -         | -         | -        | -         | -         | -        | -         |
| Hal Balzan                        | -         | -        | -         | -         | -        | -         | -         | -        | -         |
| Hal Lija                          | -         | -        | -         | -         | -        | -         | -         | -        | -         |
| H'Attard                          | 1         | -        | 1         | 1         | -        | 1         | 1         | -        | 1         |
| Haż-Zebbuġ                        | -         | -        | -         | -         | -        | -         | -         | -        | -         |
| L-Iklin                           | -         | -        | -         | -         | -        | -         | -         | -        | -         |
| L-Imdina                          | -         | -        | -         | -         | -        | -         | -         | -        | -         |
| L-Imtarfa                         | -         | -        | -         | -         | -        | -         | -         | -        | -         |
| Ir-Rabat                          | -         | -        | -         | -         | -        | -         | -         | -        | -         |
| Is-Siġġiewi                       | 1         | 1        | 2         | 1         | -        | 1         | 1         | -        | 1         |

Table 10.45a continued

| Regions, districts and localities | 2016     |          |          | 2018     |          |          | 2020     |          |          |
|-----------------------------------|----------|----------|----------|----------|----------|----------|----------|----------|----------|
|                                   | Males    | Females  | Total    | Males    | Females  | Total    | Males    | Females  | Total    |
| <b>Northern</b>                   | <b>-</b> | <b>2</b> | <b>2</b> | <b>-</b> | <b>-</b> | <b>-</b> | <b>-</b> | <b>-</b> | <b>-</b> |
| Hal Gharghur                      | -        | -        | -        | -        | -        | -        | -        | -        | -        |
| Il-Mellieħa                       | -        | -        | -        | -        | -        | -        | -        | -        | -        |
| L-Imġarr                          | -        | -        | -        | -        | -        | -        | -        | -        | -        |
| Il-Mosta                          | -        | 1        | 1        | -        | -        | -        | -        | -        | -        |
| In-Naxxar                         | -        | -        | -        | -        | -        | -        | -        | -        | -        |
| San Pawl Il-Baħar                 | -        | 1        | 1        | -        | -        | -        | -        | -        | -        |
| <b>Gozo and Comino</b>            | <b>3</b> | <b>-</b> | <b>3</b> | <b>3</b> | <b>-</b> | <b>3</b> | <b>2</b> | <b>-</b> | <b>2</b> |
| Il-Fontana                        | -        | -        | -        | -        | -        | -        | -        | -        | -        |
| Għajnsielem and Comino            | -        | -        | -        | -        | -        | -        | -        | -        | -        |
| L-Għarb                           | -        | -        | -        | -        | -        | -        | -        | -        | -        |
| L-Għasri                          | -        | -        | -        | -        | -        | -        | -        | -        | -        |
| Il-Munxar                         | -        | -        | -        | -        | -        | -        | -        | -        | -        |
| In-Nadur                          | -        | -        | -        | -        | -        | -        | -        | -        | -        |
| Il-Qala                           | -        | -        | -        | -        | -        | -        | -        | -        | -        |
| San Lawrenz                       | -        | -        | -        | -        | -        | -        | -        | -        | -        |
| Ta' Kerċem                        | -        | -        | -        | -        | -        | -        | -        | -        | -        |
| Ta' Sannat                        | 1        | -        | 1        | 1        | -        | 1        | -        | -        | -        |
| Ir-Rabat                          | 1        | -        | 1        | 1        | -        | 1        | 1        | -        | 1        |
| Ix-Xagħra                         | -        | -        | -        | -        | -        | -        | -        | -        | -        |
| Ix-Xewkija                        | 1        | -        | 1        | 1        | -        | 1        | 1        | -        | 1        |
| Iż-Żebbuġ                         | -        | -        | -        | -        | -        | -        | -        | -        | -        |

Table 10.45b Leprosy Assistance

|  |      | Southern | Northern Harbour | South Eastern | Western | Northern | Gozo and Comino | TOTAL          |
|--|------|----------|------------------|---------------|---------|----------|-----------------|----------------|
| Total Population                                   | 2016 | 80,664   | 143,773          | 69,187        | 60,131  | 74,336   | 32,206          | <b>460,297</b> |
|  | 2018 | 82,910   | 160,173          | 72,375        | 61,689  | 83,024   | 33,388          | <b>493,559</b> |
|  | 2020 | 84,901   | 171,606          | 74,831        | 62,927  | 87,272   | 34,563          | <b>516,100</b> |
| Total Beneficiaries                                | 2016 | 10       | 2                | 9             | 3       | 2        | 3               | <b>29</b>      |
|  | 2018 | 9        | 1                | 9             | 2       | -        | 3               | <b>24</b>      |
|  | 2020 | 8        | -                | 9             | 2       | -        | 2               | <b>21</b>      |
| Total Expenditure (€'000s)                         | 2016 | 22       | c                | 22            | 7       | c        | 8               | <b>59</b>      |
|  | 2018 | 19       | c                | 22            | c       | -        | 7               | <b>57</b>      |
|  | 2020 | 16       | -                | 22            | c       | -        | c               | <b>50</b>      |
| Actual Beneficiaries per 1,000 of Population       | 2016 | 0.1      | 0.0              | 0.1           | 0.0     | 0.0      | 0.1             | -              |
|  | 2018 | 0.1      | 0.0              | 0.1           | 0.0     | -        | 0.1             | -              |
|  | 2020 | 0.1      | -                | 0.1           | 0.0     | -        | 0.1             | -              |
| Expected Beneficiaries (Based on National Average) | 2016 | 5        | 9                | 4             | 4       | 5        | 2               | -              |
|  | 2018 | 4        | 8                | 4             | 3       | 4        | 2               | -              |
|  | 2020 | 3        | 7                | 3             | 3       | 4        | 1               | -              |
| Ratio of Beneficiaries (Actual/Estimate)           | 2016 | 1.97     | 0.22             | 2.06          | 0.79    | 0.43     | 1.48            | -              |
|  | 2018 | 2.23     | 0.13             | 2.56          | 0.67    | -        | 1.85            | -              |
|  | 2020 | 2.32     | -                | 2.96          | 0.78    | -        | 1.42            | -              |

c: Expenditure not shown for confidentiality purposes.

Table 10.46a Milk Grant

| Regions, districts and localities | 2016     |           |           | 2018     |           |           | 2020     |           |           |
|-----------------------------------|----------|-----------|-----------|----------|-----------|-----------|----------|-----------|-----------|
|                                   | Males    | Females   | Total     | Males    | Females   | Total     | Males    | Females   | Total     |
| <b>MALTA</b>                      | <b>5</b> | <b>77</b> | <b>82</b> | <b>5</b> | <b>76</b> | <b>81</b> | <b>1</b> | <b>57</b> | <b>58</b> |
| <b>Malta</b>                      | <b>4</b> | <b>71</b> | <b>75</b> | <b>5</b> | <b>68</b> | <b>73</b> | <b>1</b> | <b>54</b> | <b>55</b> |
| <b>Gozo and Comino</b>            | <b>1</b> | <b>6</b>  | <b>7</b>  | <b>-</b> | <b>8</b>  | <b>8</b>  | <b>-</b> | <b>3</b>  | <b>3</b>  |
| <b>Southern Harbour</b>           | <b>1</b> | <b>33</b> | <b>34</b> | <b>1</b> | <b>25</b> | <b>26</b> | <b>1</b> | <b>28</b> | <b>29</b> |
| Bormla                            | -        | 7         | 7         | -        | 4         | 4         | -        | 1         | 1         |
| Il-Fgura                          | -        | 4         | 4         | -        | 3         | 3         | -        | 2         | 2         |
| Floriana                          | -        | 3         | 3         | -        | -         | -         | -        | 2         | 2         |
| Hal Luqa                          | -        | -         | -         | -        | 1         | 1         | -        | 2         | 2         |
| Hal Tarxien                       | -        | 4         | 4         | -        | 1         | 1         | -        | -         | -         |
| Haż-Żabbar                        | -        | 3         | 3         | -        | 5         | 5         | -        | 3         | 3         |
| Il-Kalkara                        | -        | -         | -         | -        | -         | -         | -        | 1         | 1         |
| Il-Marsa                          | -        | -         | -         | -        | 3         | 3         | -        | 2         | 2         |
| Rahal Ġdid                        | -        | -         | -         | -        | 2         | 2         | 1        | 6         | 7         |
| Santa Luċija                      | -        | 2         | 2         | -        | -         | -         | -        | -         | -         |
| L-Isla                            | 1        | 3         | 4         | -        | 2         | 2         | -        | 1         | 1         |
| Valletta                          | -        | 6         | 6         | 1        | 3         | 4         | -        | 7         | 7         |
| Il-Birgu                          | -        | -         | -         | -        | -         | -         | -        | -         | -         |
| Ix-Xghajra                        | -        | 1         | 1         | -        | 1         | 1         | -        | 1         | 1         |
| <b>Northern Harbour</b>           | <b>1</b> | <b>16</b> | <b>17</b> | <b>1</b> | <b>16</b> | <b>17</b> | <b>-</b> | <b>8</b>  | <b>8</b>  |
| Birkirkara                        | -        | 6         | 6         | -        | 4         | 4         | -        | 1         | 1         |
| Il-Gżira                          | -        | 1         | 1         | -        | 1         | 1         | -        | 3         | 3         |
| Hal Qormi                         | -        | 3         | 3         | -        | 4         | 4         | -        | 1         | 1         |
| Il-Hamrun                         | -        | 1         | 1         | 1        | -         | 1         | -        | 2         | 2         |
| L-Imsida                          | -        | 3         | 3         | -        | 1         | 1         | -        | -         | -         |
| Pembroke                          | -        | 1         | 1         | -        | -         | -         | -        | 1         | 1         |
| San Ġwann                         | -        | 1         | 1         | -        | 1         | 1         | -        | -         | -         |
| Santa Venera                      | 1        | -         | 1         | -        | -         | -         | -        | -         | -         |
| San Ġiljan                        | -        | -         | -         | -        | 2         | 2         | -        | -         | -         |
| Is-Swieqi                         | -        | -         | -         | -        | 1         | 1         | -        | -         | -         |
| Ta' Xbiex                         | -        | -         | -         | -        | -         | -         | -        | -         | -         |
| Tal-Pietà                         | -        | -         | -         | -        | -         | -         | -        | -         | -         |
| Tas-Sliema                        | -        | -         | -         | -        | 2         | 2         | -        | -         | -         |
| <b>South Eastern</b>              | <b>2</b> | <b>12</b> | <b>14</b> | <b>2</b> | <b>18</b> | <b>20</b> | <b>-</b> | <b>14</b> | <b>14</b> |
| Birżebbuġa                        | 1        | 3         | 4         | 1        | 3         | 4         | -        | 3         | 3         |
| Il-Gudja                          | -        | -         | -         | -        | -         | -         | -        | -         | -         |
| Hal Ghaxaq                        | -        | 1         | 1         | -        | -         | -         | -        | 1         | 1         |
| Hal Kirkop                        | -        | -         | -         | -        | 1         | 1         | -        | 1         | 1         |
| Hal Safi                          | -        | 1         | 1         | -        | -         | -         | -        | 1         | 1         |
| Marsaskala                        | 1        | 1         | 2         | -        | 5         | 5         | -        | -         | -         |
| Marsaxlokk                        | -        | -         | -         | -        | -         | -         | -        | -         | -         |
| L-Imqabba                         | -        | -         | -         | -        | 1         | 1         | -        | 1         | 1         |
| Il-Qrendi                         | -        | 2         | 2         | -        | -         | -         | -        | 1         | 1         |
| Iż-Żejtun                         | -        | 2         | 2         | 1        | 5         | 6         | -        | 6         | 6         |
| Iż-Żurrieq                        | -        | 2         | 2         | -        | 3         | 3         | -        | -         | -         |
| <b>Western</b>                    | <b>-</b> | <b>4</b>  | <b>4</b>  | <b>-</b> | <b>6</b>  | <b>6</b>  | <b>-</b> | <b>1</b>  | <b>1</b>  |
| Had-Dingli                        | -        | -         | -         | -        | -         | -         | -        | -         | -         |
| Hal Balzan                        | -        | -         | -         | -        | -         | -         | -        | -         | -         |
| Hal Lija                          | -        | -         | -         | -        | -         | -         | -        | -         | -         |
| H'Attard                          | -        | -         | -         | -        | -         | -         | -        | -         | -         |
| Haż-Zebbuġ                        | -        | 1         | 1         | -        | 1         | 1         | -        | -         | -         |
| L-Iklin                           | -        | -         | -         | -        | -         | -         | -        | -         | -         |
| L-Imdina                          | -        | -         | -         | -        | 1         | 1         | -        | -         | -         |
| L-Imtarfa                         | -        | -         | -         | -        | -         | -         | -        | -         | -         |
| Ir-Rabat                          | -        | 1         | 1         | -        | 3         | 3         | -        | 1         | 1         |
| Is-Siġġiewi                       | -        | 2         | 2         | -        | 1         | 1         | -        | -         | -         |

Table 10.46a continued

| Regions, districts and localities | 2016     |          |          | 2018     |          |          | 2020     |          |          |
|-----------------------------------|----------|----------|----------|----------|----------|----------|----------|----------|----------|
|                                   | Males    | Females  | Total    | Males    | Females  | Total    | Males    | Females  | Total    |
| <b>Northern</b>                   | <b>-</b> | <b>6</b> | <b>6</b> | <b>1</b> | <b>3</b> | <b>4</b> | <b>-</b> | <b>3</b> | <b>3</b> |
| Hal Gharghur                      | -        | -        | -        | -        | 1        | 1        | -        | -        | -        |
| Il-Mellieħa                       | -        | -        | -        | -        | -        | -        | -        | -        | -        |
| L-Imġarr                          | -        | -        | -        | -        | -        | -        | -        | -        | -        |
| Il-Mosta                          | -        | -        | -        | -        | -        | -        | -        | 2        | 2        |
| In-Naxxar                         | -        | 2        | 2        | -        | -        | -        | -        | -        | -        |
| San Pawl Il-Baħar                 | -        | 4        | 4        | 1        | 2        | 3        | -        | 1        | 1        |
| <b>Gozo and Comino</b>            | <b>1</b> | <b>6</b> | <b>7</b> | <b>-</b> | <b>8</b> | <b>8</b> | <b>-</b> | <b>3</b> | <b>3</b> |
| Il-Fontana                        | -        | -        | -        | -        | -        | -        | -        | -        | -        |
| Għajnsielem and Comino            | -        | -        | -        | -        | 1        | 1        | -        | -        | -        |
| L-Għarb                           | -        | -        | -        | -        | 1        | 1        | -        | 2        | 2        |
| L-Għasri                          | -        | -        | -        | -        | -        | -        | -        | -        | -        |
| Il-Munxar                         | -        | -        | -        | -        | 1        | 1        | -        | -        | -        |
| In-Nadur                          | -        | 2        | 2        | -        | -        | -        | -        | -        | -        |
| Il-Qala                           | -        | 1        | 1        | -        | -        | -        | -        | -        | -        |
| San Lawrenz                       | -        | -        | -        | -        | -        | -        | -        | -        | -        |
| Ta' Kerċem                        | -        | -        | -        | -        | -        | -        | -        | -        | -        |
| Ta' Sannat                        | -        | -        | -        | -        | 1        | 1        | -        | -        | -        |
| Ir-Rabat                          | -        | 2        | 2        | -        | 1        | 1        | -        | -        | -        |
| Ix-Xagħra                         | -        | 1        | 1        | -        | -        | -        | -        | -        | -        |
| Ix-Xewkija                        | -        | -        | -        | -        | -        | -        | -        | -        | -        |
| Iż-Żebbuġ                         | 1        | -        | 1        | -        | 3        | 3        | -        | 1        | 1        |

Table 10.46b Milk Grant: regional analysis

|  |      | Southern | Northern Harbour | South Eastern | Western | Northern | Gozo and Comino | TOTAL          |
|--|------|----------|------------------|---------------|---------|----------|-----------------|----------------|
| Total Population                                   | 2016 | 80,664   | 143,773          | 69,187        | 60,131  | 74,336   | 32,206          | <b>460,297</b> |
|  | 2018 | 82,910   | 160,173          | 72,375        | 61,689  | 83,024   | 33,388          | <b>493,559</b> |
|  | 2020 | 84,901   | 171,606          | 74,831        | 62,927  | 87,272   | 34,563          | <b>516,100</b> |
| Total Beneficiaries                                | 2016 | 34       | 17               | 14            | 4       | 6        | 7               | <b>82</b>      |
|  | 2018 | 26       | 17               | 20            | 6       | 4        | 8               | <b>81</b>      |
|  | 2020 | 29       | 8                | 14            | 1       | 3        | 3               | <b>58</b>      |
| Total Expenditure (€'000s)                         | 2016 | 16       | 10               | 8             | 2       | 3        | 5               | <b>45</b>      |
|  | 2018 | 16       | 11               | 14            | 3       | 3        | 5               | <b>53</b>      |
|  | 2020 | 14       | 4                | 6             | c       | 2        | 1               | <b>28</b>      |
| Actual Beneficiaries per 1,000 of Population       | 2016 | 0.4      | 0.1              | 0.2           | 0.1     | 0.1      | 0.2             | -              |
|  | 2018 | 0.3      | 0.1              | 0.3           | 0.1     | 0.0      | 0.2             | -              |
|  | 2020 | 0.3      | 0.0              | 0.2           | 0.0     | 0.0      | 0.1             | -              |
| Expected Beneficiaries (Based on National Average) | 2016 | 14       | 26               | 12            | 11      | 13       | 6               | -              |
|  | 2018 | 14       | 26               | 12            | 10      | 14       | 5               | -              |
|  | 2020 | 10       | 19               | 8             | 7       | 10       | 4               | -              |
| Ratio of Beneficiaries (Actual/Estimate)           | 2016 | 2.37     | 0.66             | 1.14          | 0.37    | 0.45     | 1.22            | -              |
|  | 2018 | 1.91     | 0.65             | 1.68          | 0.59    | 0.29     | 1.46            | -              |
|  | 2020 | 3.04     | 0.41             | 1.66          | 0.14    | 0.31     | 0.77            | -              |

c: Expenditure not shown for confidentiality purposes.

Table 10.47a Sickness Assistance

| Regions, districts and localities | 2016         |              |               | 2018         |              |               | 2020         |              |               |
|-----------------------------------|--------------|--------------|---------------|--------------|--------------|---------------|--------------|--------------|---------------|
|                                   | Males        | Females      | Total         | Males        | Females      | Total         | Males        | Females      | Total         |
| <b>MALTA</b>                      | <b>6,390</b> | <b>6,550</b> | <b>12,940</b> | <b>6,048</b> | <b>6,523</b> | <b>12,571</b> | <b>5,592</b> | <b>6,377</b> | <b>11,969</b> |
| <b>Malta</b>                      | <b>5,982</b> | <b>5,954</b> | <b>11,936</b> | <b>5,684</b> | <b>5,965</b> | <b>11,649</b> | <b>5,260</b> | <b>5,875</b> | <b>11,135</b> |
| <b>Gozo and Comino</b>            | <b>408</b>   | <b>596</b>   | <b>1,004</b>  | <b>364</b>   | <b>558</b>   | <b>922</b>    | <b>332</b>   | <b>502</b>   | <b>834</b>    |
| <b>Southern Harbour</b>           | <b>1,905</b> | <b>1,942</b> | <b>3,847</b>  | <b>1,867</b> | <b>1,941</b> | <b>3,808</b>  | <b>1,730</b> | <b>1,950</b> | <b>3,680</b>  |
| Bormla                            | 215          | 238          | 453           | 223          | 250          | 473           | 198          | 252          | 450           |
| Il-Fgura                          | 139          | 147          | 286           | 157          | 174          | 331           | 151          | 185          | 336           |
| Floriana                          | 62           | 78           | 140           | 56           | 71           | 127           | 56           | 68           | 124           |
| Hal Luqa                          | 133          | 119          | 252           | 99           | 96           | 195           | 85           | 77           | 162           |
| Hal Tarxien                       | 116          | 130          | 246           | 116          | 133          | 249           | 101          | 145          | 246           |
| Haż-Zabbar                        | 285          | 231          | 516           | 279          | 234          | 513           | 262          | 237          | 499           |
| Il-Kalkara                        | 45           | 51           | 96            | 43           | 44           | 87            | 41           | 37           | 78            |
| Il-Marsa                          | 214          | 195          | 409           | 209          | 182          | 391           | 184          | 175          | 359           |
| Raħal Ġdid                        | 213          | 243          | 456           | 220          | 255          | 475           | 209          | 253          | 462           |
| Santa Luċija                      | 72           | 76           | 148           | 71           | 68           | 139           | 66           | 69           | 135           |
| L-Isla                            | 92           | 92           | 184           | 81           | 93           | 174           | 70           | 87           | 157           |
| Valletta                          | 206          | 240          | 446           | 197          | 235          | 432           | 194          | 255          | 449           |
| Il-Birgu                          | 81           | 84           | 165           | 80           | 85           | 165           | 76           | 88           | 164           |
| Ix-Xghajra                        | 32           | 18           | 50            | 36           | 21           | 57            | 37           | 22           | 59            |
| <b>Northern Harbour</b>           | <b>2,062</b> | <b>1,951</b> | <b>4,013</b>  | <b>1,946</b> | <b>1,976</b> | <b>3,922</b>  | <b>1,775</b> | <b>1,915</b> | <b>3,690</b>  |
| Birkirkara                        | 407          | 358          | 765           | 403          | 366          | 769           | 360          | 366          | 726           |
| Il-Gżira                          | 143          | 143          | 286           | 112          | 135          | 247           | 113          | 148          | 261           |
| Hal Qormi                         | 375          | 313          | 688           | 359          | 310          | 669           | 329          | 308          | 637           |
| Il-Hamrun                         | 322          | 324          | 646           | 315          | 338          | 653           | 297          | 319          | 616           |
| L-Imsida                          | 172          | 134          | 306           | 142          | 130          | 272           | 129          | 121          | 250           |
| Pembroke                          | 37           | 28           | 65            | 29           | 27           | 56            | 30           | 30           | 60            |
| San Ġwann                         | 163          | 114          | 277           | 160          | 122          | 282           | 145          | 122          | 267           |
| Santa Venera                      | 117          | 126          | 243           | 111          | 141          | 252           | 89           | 136          | 225           |
| San Ġiljan                        | 77           | 92           | 169           | 69           | 88           | 157           | 64           | 85           | 149           |
| Is-Swieqi                         | 10           | 18           | 28            | 12           | 21           | 33            | 11           | 17           | 28            |
| Ta' Xbiex                         | 28           | 31           | 59            | 33           | 30           | 63            | 30           | 26           | 56            |
| Tal-Pietà                         | 81           | 105          | 186           | 73           | 101          | 174           | 62           | 86           | 148           |
| Tas-Sliema                        | 130          | 165          | 295           | 128          | 167          | 295           | 116          | 151          | 267           |
| <b>South Eastern</b>              | <b>881</b>   | <b>891</b>   | <b>1,772</b>  | <b>816</b>   | <b>908</b>   | <b>1,724</b>  | <b>756</b>   | <b>920</b>   | <b>1,676</b>  |
| Birżebbuġa                        | 118          | 139          | 257           | 109          | 136          | 245           | 97           | 134          | 231           |
| Il-Gudja                          | 35           | 28           | 63            | 33           | 32           | 65            | 30           | 35           | 65            |
| Hal Ghaxaq                        | 61           | 59           | 120           | 52           | 66           | 118           | 52           | 63           | 115           |
| Hal Kirkop                        | 39           | 42           | 81            | 38           | 42           | 80            | 32           | 32           | 64            |
| Hal Safi                          | 20           | 27           | 47            | 16           | 25           | 41            | 17           | 23           | 40            |
| Marsaskala                        | 99           | 97           | 196           | 100          | 97           | 197           | 106          | 127          | 233           |
| Marsaxlokk                        | 32           | 34           | 66            | 31           | 39           | 70            | 29           | 48           | 77            |
| L-Imqabba                         | 42           | 47           | 89            | 38           | 43           | 81            | 29           | 42           | 71            |
| Il-Qrendi                         | 32           | 33           | 65            | 29           | 33           | 62            | 24           | 31           | 55            |
| Iż-Żejtun                         | 266          | 271          | 537           | 251          | 275          | 526           | 235          | 263          | 498           |
| Iż-Żurrieq                        | 137          | 114          | 251           | 119          | 120          | 239           | 105          | 122          | 227           |
| <b>Western</b>                    | <b>604</b>   | <b>610</b>   | <b>1,214</b>  | <b>546</b>   | <b>588</b>   | <b>1,134</b>  | <b>510</b>   | <b>534</b>   | <b>1,044</b>  |
| Had-Dingli                        | 31           | 18           | 49            | 26           | 17           | 43            | 24           | 18           | 42            |
| Hal Balzan                        | 26           | 28           | 54            | 17           | 24           | 41            | 15           | 25           | 40            |
| Hal Lija                          | 27           | 26           | 53            | 24           | 26           | 50            | 26           | 17           | 43            |
| H'Attard                          | 56           | 62           | 118           | 53           | 61           | 114           | 49           | 53           | 102           |
| Haż-Zebbuġ                        | 153          | 133          | 286           | 146          | 135          | 281           | 133          | 121          | 254           |
| L-Iklin                           | 21           | 14           | 35            | 21           | 19           | 40            | 17           | 19           | 36            |
| L-Imdina                          | 2            | 1            | 3             | 2            | 2            | 4             | 3            | -            | 3             |
| L-Imtarfa                         | 25           | 53           | 78            | 19           | 54           | 73            | 25           | 43           | 68            |
| Ir-Rabat                          | 180          | 198          | 378           | 158          | 176          | 334           | 142          | 164          | 306           |
| Is-Siġġiewi                       | 83           | 77           | 160           | 80           | 74           | 154           | 76           | 74           | 150           |

Table 10.47a continued

| Regions, districts and localities | 2016       |            |              | 2018       |            |              | 2020       |            |              |
|-----------------------------------|------------|------------|--------------|------------|------------|--------------|------------|------------|--------------|
|                                   | Males      | Females    | Total        | Males      | Females    | Total        | Males      | Females    | Total        |
| <b>Northern</b>                   | <b>530</b> | <b>560</b> | <b>1,090</b> | <b>509</b> | <b>552</b> | <b>1,061</b> | <b>489</b> | <b>556</b> | <b>1,045</b> |
| Hal Gharghur                      | 23         | 13         | 36           | 23         | 14         | 37           | 19         | 16         | 35           |
| Il-Mellieħa                       | 61         | 64         | 125          | 59         | 58         | 117          | 52         | 51         | 103          |
| L-Imġarr                          | 19         | 18         | 37           | 19         | 19         | 38           | 19         | 22         | 41           |
| Il-Mosta                          | 155        | 184        | 339          | 144        | 171        | 315          | 136        | 152        | 288          |
| In-Naxxar                         | 80         | 66         | 146          | 80         | 71         | 151          | 85         | 88         | 173          |
| San Pawl Il-Baħar                 | 192        | 215        | 407          | 184        | 219        | 403          | 178        | 227        | 405          |
| <b>Gozo and Comino</b>            | <b>408</b> | <b>596</b> | <b>1,004</b> | <b>364</b> | <b>558</b> | <b>922</b>   | <b>332</b> | <b>502</b> | <b>834</b>   |
| Il-Fontana                        | 10         | 13         | 23           | 11         | 12         | 23           | 8          | 11         | 19           |
| Għajnsielem                       | 46         | 51         | 97           | 40         | 45         | 85           | 39         | 46         | 85           |
| and Comino                        | 9          | 13         | 22           | 7          | 9          | 16           | 6          | 7          | 13           |
| L-Għarb                           | 3          | 7          | 10           | 2          | 7          | 9            | 2          | 6          | 8            |
| L-Għasri                          | 13         | 17         | 30           | 12         | 16         | 28           | 10         | 16         | 26           |
| Il-Munxar                         | 68         | 84         | 152          | 63         | 74         | 137          | 56         | 56         | 112          |
| In-Nadur                          | 17         | 35         | 52           | 14         | 35         | 49           | 17         | 37         | 54           |
| Il-Qala                           | 2          | 5          | 7            | 3          | 5          | 8            | 3          | 6          | 9            |
| San Lawrenz                       | 18         | 24         | 42           | 11         | 24         | 35           | 8          | 22         | 30           |
| Ta' Kerċem                        | 21         | 25         | 46           | 19         | 21         | 40           | 16         | 23         | 39           |
| Ta' Sannat                        | 77         | 136        | 213          | 67         | 130        | 197          | 58         | 110        | 168          |
| Ir-Rabat                          | 49         | 67         | 116          | 44         | 64         | 108          | 35         | 56         | 91           |
| Ix-Xagħra                         | 45         | 73         | 118          | 40         | 72         | 112          | 35         | 68         | 103          |
| Ix-Xewkija                        | 30         | 46         | 76           | 31         | 44         | 75           | 39         | 38         | 77           |
| Iż-Żebbuġ                         |            |            |              |            |            |              |            |            |              |

Table 10.47b Sickness Assistance: regional analysis

|  |      | Southern | Northern Harbour | South Eastern | Western | Northern | Gozo and Comino | TOTAL          |
|--|------|----------|------------------|---------------|---------|----------|-----------------|----------------|
| Total Population                                   | 2016 | 80,664   | 143,773          | 69,187        | 60,131  | 74,336   | 32,206          | <b>460,297</b> |
|  | 2018 | 82,910   | 160,173          | 72,375        | 61,689  | 83,024   | 33,388          | <b>493,559</b> |
|  | 2020 | 84,901   | 171,606          | 74,831        | 62,927  | 87,272   | 34,563          | <b>516,100</b> |
| Total Beneficiaries                                | 2016 | 3,847    | 4,013            | 1,772         | 1,214   | 1,090    | 1,004           | <b>12,940</b>  |
|  | 2018 | 3,808    | 3,922            | 1,724         | 1,134   | 1,061    | 922             | <b>12,571</b>  |
|  | 2020 | 3,680    | 3,690            | 1,676         | 1,044   | 1,045    | 834             | <b>11,969</b>  |
| Total Expenditure (€'000s)                         | 2016 | 5,445    | 5,747            | 2,531         | 1,720   | 1,480    | 1,364           | <b>18,288</b>  |
|  | 2018 | 5,611    | 5,748            | 2,546         | 1,653   | 1,496    | 1,271           | <b>18,326</b>  |
|  | 2020 | 5,786    | 5,745            | 2,634         | 1,621   | 1,542    | 1,229           | <b>18,557</b>  |
| Actual Beneficiaries per 1,000 of Population       | 2016 | 47.7     | 27.9             | 25.6          | 20.2    | 14.7     | 31.2            | -              |
|  | 2018 | 45.9     | 24.5             | 23.8          | 18.4    | 12.8     | 27.6            | -              |
|  | 2020 | 43.3     | 21.5             | 22.4          | 16.6    | 12.0     | 24.1            | -              |
| Expected Beneficiaries (Based on National Average) | 2016 | 2,268    | 4,042            | 1,945         | 1,690   | 2,090    | 905             | -              |
|  | 2018 | 2,112    | 4,080            | 1,843         | 1,571   | 2,115    | 850             | -              |
|  | 2020 | 1,969    | 3,980            | 1,735         | 1,459   | 2,024    | 802             | -              |
| Ratio of Beneficiaries (Actual/Estimate)           | 2016 | 1.70     | 0.99             | 0.91          | 0.72    | 0.52     | 1.11            | -              |
|  | 2018 | 1.80     | 0.96             | 0.94          | 0.72    | 0.50     | 1.08            | -              |
|  | 2020 | 1.87     | 0.93             | 0.97          | 0.72    | 0.52     | 1.04            | -              |

Table 10.48a Social Assistance

| Regions, districts and localities | 2016         |              |              | 2018         |              |              | 2020         |              |              |
|-----------------------------------|--------------|--------------|--------------|--------------|--------------|--------------|--------------|--------------|--------------|
|                                   | Males        | Females      | Total        | Males        | Females      | Total        | Males        | Females      | Total        |
| <b>MALTA</b>                      | <b>1,920</b> | <b>4,379</b> | <b>6,299</b> | <b>1,646</b> | <b>3,872</b> | <b>5,518</b> | <b>1,347</b> | <b>3,250</b> | <b>4,597</b> |
| <b>Malta</b>                      | <b>1,816</b> | <b>4,188</b> | <b>6,004</b> | <b>1,554</b> | <b>3,711</b> | <b>5,265</b> | <b>1,278</b> | <b>3,111</b> | <b>4,389</b> |
| <b>Gozo and Comino</b>            | <b>104</b>   | <b>191</b>   | <b>295</b>   | <b>92</b>    | <b>161</b>   | <b>253</b>   | <b>69</b>    | <b>139</b>   | <b>208</b>   |
| <b>Southern Harbour</b>           | <b>562</b>   | <b>1,279</b> | <b>1,841</b> | <b>475</b>   | <b>1,114</b> | <b>1,589</b> | <b>382</b>   | <b>948</b>   | <b>1,330</b> |
| Bormla                            | 91           | 186          | 277          | 93           | 165          | 258          | 79           | 141          | 220          |
| Il-Fgura                          | 49           | 144          | 193          | 29           | 118          | 147          | 30           | 101          | 131          |
| Floriana                          | 23           | 53           | 76           | 14           | 45           | 59           | 13           | 38           | 51           |
| Hal Luqa                          | 18           | 45           | 63           | 18           | 38           | 56           | 16           | 32           | 48           |
| Hal Tarxien                       | 33           | 92           | 125          | 24           | 76           | 100          | 15           | 65           | 80           |
| Haż-Zabbar                        | 78           | 137          | 215          | 58           | 128          | 186          | 53           | 109          | 162          |
| Il-Kalkara                        | 13           | 34           | 47           | 15           | 28           | 43           | 9            | 21           | 30           |
| Il-Marsa                          | 60           | 101          | 161          | 54           | 92           | 146          | 46           | 76           | 122          |
| Raħal Ġdid                        | 50           | 121          | 171          | 42           | 107          | 149          | 35           | 99           | 134          |
| Santa Luċija                      | 17           | 50           | 67           | 16           | 46           | 62           | 10           | 36           | 46           |
| L-Isla                            | 28           | 59           | 87           | 25           | 53           | 78           | 15           | 47           | 62           |
| Valletta                          | 76           | 176          | 252          | 60           | 152          | 212          | 45           | 128          | 173          |
| Il-Birgu                          | 14           | 46           | 60           | 19           | 37           | 56           | 12           | 35           | 47           |
| Ix-Xghajra                        | 12           | 35           | 47           | 8            | 29           | 37           | 4            | 20           | 24           |
| <b>Northern Harbour</b>           | <b>617</b>   | <b>1,377</b> | <b>1,994</b> | <b>537</b>   | <b>1,204</b> | <b>1,741</b> | <b>452</b>   | <b>967</b>   | <b>1,419</b> |
| Birkirkara                        | 149          | 293          | 442          | 123          | 258          | 381          | 101          | 207          | 308          |
| Il-Gżira                          | 49           | 103          | 152          | 34           | 85           | 119          | 28           | 59           | 87           |
| Hal Qormi                         | 105          | 189          | 294          | 97           | 172          | 269          | 82           | 133          | 215          |
| Il-Hamrun                         | 80           | 192          | 272          | 76           | 170          | 246          | 64           | 148          | 212          |
| L-Imsida                          | 45           | 101          | 146          | 42           | 82           | 124          | 40           | 73           | 113          |
| Pembroke                          | 12           | 46           | 58           | 9            | 38           | 47           | 3            | 32           | 35           |
| San Ġwann                         | 35           | 106          | 141          | 24           | 93           | 117          | 26           | 89           | 115          |
| Santa Venera                      | 41           | 93           | 134          | 39           | 87           | 126          | 29           | 69           | 98           |
| San Ġiljan                        | 18           | 63           | 81           | 21           | 52           | 73           | 19           | 33           | 52           |
| Is-Swieqi                         | 5            | 36           | 41           | 10           | 24           | 34           | 7            | 23           | 30           |
| Ta' Xbiex                         | 4            | 22           | 26           | 4            | 18           | 22           | 5            | 14           | 19           |
| Tal-Pietà                         | 30           | 66           | 96           | 27           | 59           | 86           | 18           | 40           | 58           |
| Tas-Sliema                        | 44           | 67           | 111          | 31           | 66           | 97           | 30           | 47           | 77           |
| <b>South Eastern</b>              | <b>239</b>   | <b>614</b>   | <b>853</b>   | <b>192</b>   | <b>554</b>   | <b>746</b>   | <b>160</b>   | <b>471</b>   | <b>631</b>   |
| Birżebbuġa                        | 50           | 113          | 163          | 34           | 101          | 135          | 33           | 88           | 121          |
| Il-Gudja                          | 4            | 13           | 17           | 5            | 14           | 19           | 3            | 9            | 12           |
| Hal Ghaxaq                        | 15           | 39           | 54           | 17           | 33           | 50           | 15           | 23           | 38           |
| Hal Kirkop                        | 13           | 30           | 43           | 12           | 25           | 37           | 7            | 17           | 24           |
| Hal Safi                          | 7            | 25           | 32           | 4            | 20           | 24           | 4            | 21           | 25           |
| Marsaskala                        | 47           | 140          | 187          | 40           | 109          | 149          | 30           | 91           | 121          |
| Marsaxlokk                        | 4            | 20           | 24           | 5            | 19           | 24           | 6            | 18           | 24           |
| L-Imqabba                         | 11           | 16           | 27           | 8            | 13           | 21           | 7            | 13           | 20           |
| Il-Qrendi                         | 10           | 22           | 32           | 8            | 17           | 25           | 4            | 19           | 23           |
| Iż-Żejtun                         | 50           | 117          | 167          | 37           | 123          | 160          | 29           | 107          | 136          |
| Iż-Żurrieq                        | 28           | 79           | 107          | 22           | 80           | 102          | 22           | 65           | 87           |
| <b>Western</b>                    | <b>189</b>   | <b>355</b>   | <b>544</b>   | <b>164</b>   | <b>349</b>   | <b>513</b>   | <b>120</b>   | <b>290</b>   | <b>410</b>   |
| Had-Dingli                        | 6            | 12           | 18           | 4            | 12           | 16           | 3            | 12           | 15           |
| Hal Balzan                        | 9            | 19           | 28           | 7            | 18           | 25           | 3            | 14           | 17           |
| Hal Lija                          | 5            | 11           | 16           | 7            | 11           | 18           | 5            | 11           | 16           |
| H'Attard                          | 41           | 50           | 91           | 40           | 49           | 89           | 20           | 44           | 64           |
| Haż-Zebbuġ                        | 66           | 95           | 161          | 48           | 83           | 131          | 45           | 74           | 119          |
| L-Iklin                           | 4            | 12           | 16           | 3            | 16           | 19           | 1            | 15           | 16           |
| L-Imdina                          | 1            | 2            | 3            | 1            | 1            | 2            | 1            | -            | 1            |
| L-Imtarfa                         | 7            | 23           | 30           | 5            | 23           | 28           | 3            | 13           | 16           |
| Ir-Rabat                          | 33           | 75           | 108          | 31           | 75           | 106          | 26           | 53           | 79           |
| Is-Siġġiewi                       | 17           | 56           | 73           | 18           | 61           | 79           | 13           | 54           | 67           |

Table 10.48a continued

| Regions, districts and localities | 2016       |            |            | 2018       |            |            | 2020       |            |            |
|-----------------------------------|------------|------------|------------|------------|------------|------------|------------|------------|------------|
|                                   | Males      | Females    | Total      | Males      | Females    | Total      | Males      | Females    | Total      |
| <b>Northern</b>                   | <b>209</b> | <b>563</b> | <b>772</b> | <b>186</b> | <b>490</b> | <b>676</b> | <b>164</b> | <b>435</b> | <b>599</b> |
| Hal Gharghur                      | 8          | 12         | 20         | 10         | 15         | 25         | 5          | 14         | 19         |
| Il-Mellieħa                       | 16         | 54         | 70         | 16         | 36         | 52         | 18         | 33         | 51         |
| L-Imġarr                          | 5          | 21         | 26         | 1          | 22         | 23         | 4          | 16         | 20         |
| Il-Mosta                          | 37         | 124        | 161        | 44         | 102        | 146        | 43         | 81         | 124        |
| In-Naxxar                         | 23         | 67         | 90         | 21         | 63         | 84         | 19         | 61         | 80         |
| San Pawl Il-Baħar                 | 120        | 285        | 405        | 94         | 252        | 346        | 75         | 230        | 305        |
| <b>Gozo and Comino</b>            | <b>104</b> | <b>191</b> | <b>295</b> | <b>92</b>  | <b>161</b> | <b>253</b> | <b>69</b>  | <b>139</b> | <b>208</b> |
| Il-Fontana                        | 2          | 2          | 4          | 1          | 2          | 3          | -          | 1          | 1          |
| Għajnsielem and Comino            | 8          | 18         | 26         | 9          | 14         | 23         | 8          | 16         | 24         |
| L-Għarb                           | 5          | 5          | 10         | 5          | 3          | 8          | 5          | 5          | 10         |
| L-Għasri                          | -          | 3          | 3          | -          | 3          | 3          | -          | 2          | 2          |
| Il-Munxar                         | 8          | 8          | 16         | 6          | 6          | 12         | 4          | 5          | 9          |
| In-Nadur                          | 14         | 25         | 39         | 12         | 24         | 36         | 12         | 20         | 32         |
| Il-Qala                           | 3          | 13         | 16         | 5          | 10         | 15         | 5          | 8          | 13         |
| San Lawrenz                       | -          | 1          | 1          | -          | 1          | 1          | -          | 1          | 1          |
| Ta' Kerċem                        | 3          | 4          | 7          | 4          | 5          | 9          | 2          | 3          | 5          |
| Ta' Sannat                        | 2          | 5          | 7          | 3          | 3          | 6          | 1          | 4          | 5          |
| Ir-Rabat                          | 19         | 48         | 67         | 17         | 42         | 59         | 9          | 31         | 40         |
| Ix-Xagħra                         | 12         | 12         | 24         | 8          | 10         | 18         | 4          | 9          | 13         |
| Ix-Xewkija                        | 14         | 19         | 33         | 11         | 14         | 25         | 7          | 11         | 18         |
| Iż-Żebbuġ                         | 14         | 28         | 42         | 11         | 24         | 35         | 12         | 23         | 35         |

Table 10.48b Social Assistance: regional analysis

|  |      | Southern | Northern Harbour | South Eastern | Western | Northern | Gozo and Comino | TOTAL          |
|--|------|----------|------------------|---------------|---------|----------|-----------------|----------------|
| Total Population                                   | 2016 | 80,664   | 143,773          | 69,187        | 60,131  | 74,336   | 32,206          | <b>460,297</b> |
|  | 2018 | 82,910   | 160,173          | 72,375        | 61,689  | 83,024   | 33,388          | <b>493,559</b> |
|  | 2020 | 84,901   | 171,606          | 74,831        | 62,927  | 87,272   | 34,563          | <b>516,100</b> |
| Total Beneficiaries                                | 2016 | 1,841    | 1,994            | 853           | 544     | 772      | 295             | <b>6,299</b>   |
|  | 2018 | 1,589    | 1,741            | 746           | 513     | 676      | 253             | <b>5,518</b>   |
|  | 2020 | 1,330    | 1,419            | 631           | 410     | 599      | 208             | <b>4,597</b>   |
| Total Expenditure (€'000s)                         | 2016 | 8,164    | 9,120            | 3,856         | 2,404   | 3,476    | 1,241           | <b>28,261</b>  |
|  | 2018 | 7,160    | 7,891            | 3,442         | 2,213   | 3,023    | 1,033           | <b>24,762</b>  |
|  | 2020 | 6,388    | 6,725            | 2,934         | 1,889   | 2,852    | 934             | <b>21,722</b>  |
| Actual Beneficiaries per 1,000 of Population       | 2016 | 22.8     | 13.9             | 12.3          | 9.0     | 10.4     | 9.2             | -              |
|  | 2018 | 19.2     | 10.9             | 10.3          | 8.3     | 8.1      | 7.6             | -              |
|  | 2020 | 15.7     | 8.3              | 8.4           | 6.5     | 6.9      | 6.0             | -              |
| Expected Beneficiaries (Based on National Average) | 2016 | 1,104    | 1,967            | 947           | 823     | 1,017    | 441             | -              |
|  | 2018 | 927      | 1,791            | 809           | 690     | 928      | 373             | -              |
|  | 2020 | 756      | 1,529            | 667           | 561     | 777      | 308             | -              |
| Ratio of Beneficiaries (Actual/Estimate)           | 2016 | 1.67     | 1.01             | 0.90          | 0.66    | 0.76     | 0.67            | -              |
|  | 2018 | 1.71     | 0.97             | 0.92          | 0.74    | 0.73     | 0.68            | -              |
|  | 2020 | 1.76     | 0.93             | 0.95          | 0.73    | 0.77     | 0.68            | -              |

Table 10.49a Social Assistance Board

| Regions, districts and localities | 2016  |         |       | 2018  |         |       | 2020  |         |       |
|-----------------------------------|-------|---------|-------|-------|---------|-------|-------|---------|-------|
|                                   | Males | Females | Total | Males | Females | Total | Males | Females | Total |
| <b>MALTA</b>                      | -     | 7       | 7     | -     | 2       | 2     | -     | 4       | 4     |
| <b>Malta</b>                      | -     | 7       | 7     | -     | 1       | 1     | -     | 3       | 3     |
| <b>Gozo and Comino</b>            | -     | -       | -     | -     | 1       | 1     | -     | 1       | 1     |
| <b>Southern Harbour</b>           | -     | 4       | 4     | -     | 1       | 1     | -     | 1       | 1     |
| Bormla                            | -     | 2       | -     | -     | -       | -     | -     | -       | -     |
| Il-Fgura                          | -     | -       | -     | -     | -       | -     | -     | -       | -     |
| Floriana                          | -     | -       | -     | -     | -       | -     | -     | -       | -     |
| Hal Luqa                          | -     | -       | -     | -     | -       | -     | -     | -       | -     |
| Hal Tarxien                       | -     | 1       | 1     | -     | -       | -     | -     | 1       | 1     |
| Haż-Żabbar                        | -     | -       | -     | -     | -       | -     | -     | -       | -     |
| Il-Kalkara                        | -     | -       | -     | -     | -       | -     | -     | -       | -     |
| Il-Marsa                          | -     | -       | -     | -     | 1       | 1     | -     | -       | -     |
| Rahal Ġdid                        | -     | -       | -     | -     | -       | -     | -     | -       | -     |
| Santa Luċija                      | -     | -       | -     | -     | -       | -     | -     | -       | -     |
| L-Isla                            | -     | -       | -     | -     | -       | -     | -     | -       | -     |
| Valletta                          | -     | 1       | 1     | -     | -       | -     | -     | -       | -     |
| Il-Birgu                          | -     | -       | -     | -     | -       | -     | -     | -       | -     |
| Ix-Xghajra                        | -     | -       | -     | -     | -       | -     | -     | -       | -     |
| <b>Northern Harbour</b>           | -     | 2       | 2     | -     | -       | -     | -     | -       | -     |
| Birkirkara                        | -     | -       | -     | -     | -       | -     | -     | -       | -     |
| Il-Gżira                          | -     | -       | -     | -     | -       | -     | -     | -       | -     |
| Hal Qormi                         | -     | -       | -     | -     | -       | -     | -     | -       | -     |
| Il-Hamrun                         | -     | -       | -     | -     | -       | -     | -     | -       | -     |
| L-Imsida                          | -     | 1       | 1     | -     | -       | -     | -     | -       | -     |
| Pembroke                          | -     | -       | -     | -     | -       | -     | -     | -       | -     |
| San Ġwann                         | -     | -       | -     | -     | -       | -     | -     | -       | -     |
| Santa Venera                      | -     | -       | -     | -     | -       | -     | -     | -       | -     |
| San Ġiljan                        | -     | -       | -     | -     | -       | -     | -     | -       | -     |
| Is-Swieqi                         | -     | -       | -     | -     | -       | -     | -     | -       | -     |
| Ta' Xbiex                         | -     | -       | -     | -     | -       | -     | -     | -       | -     |
| Tal-Pietà                         | -     | -       | -     | -     | -       | -     | -     | -       | -     |
| Tas-Sliema                        | -     | 1       | 1     | -     | -       | -     | -     | -       | -     |
| <b>South Eastern</b>              | -     | 1       | 1     | -     | -       | -     | -     | 1       | 1     |
| Birżebbuġa                        | -     | -       | -     | -     | -       | -     | -     | 1       | 1     |
| Il-Gudja                          | -     | -       | -     | -     | -       | -     | -     | -       | -     |
| Hal Ghaxaq                        | -     | -       | -     | -     | -       | -     | -     | -       | -     |
| Hal Kirkop                        | -     | -       | -     | -     | -       | -     | -     | -       | -     |
| Hal Safi                          | -     | -       | -     | -     | -       | -     | -     | -       | -     |
| Marsaskala                        | -     | -       | -     | -     | -       | -     | -     | -       | -     |
| Marsaxlokk                        | -     | -       | -     | -     | -       | -     | -     | -       | -     |
| L-Imqabba                         | -     | 1       | 1     | -     | -       | -     | -     | -       | -     |
| Il-Qrendi                         | -     | -       | -     | -     | -       | -     | -     | -       | -     |
| Iż-Żejtun                         | -     | -       | -     | -     | -       | -     | -     | -       | -     |
| Iż-Żurrieq                        | -     | -       | -     | -     | -       | -     | -     | -       | -     |
| <b>Western</b>                    | -     | -       | -     | -     | -       | -     | -     | -       | -     |
| Had-Dingli                        | -     | -       | -     | -     | -       | -     | -     | -       | -     |
| Hal Balzan                        | -     | -       | -     | -     | -       | -     | -     | -       | -     |
| Hal Lija                          | -     | -       | -     | -     | -       | -     | -     | -       | -     |
| H'Attard                          | -     | -       | -     | -     | -       | -     | -     | -       | -     |
| Haż-Zebbuġ                        | -     | -       | -     | -     | -       | -     | -     | -       | -     |
| L-Iklin                           | -     | -       | -     | -     | -       | -     | -     | -       | -     |
| L-Imdina                          | -     | -       | -     | -     | -       | -     | -     | -       | -     |
| L-Imtarfa                         | -     | -       | -     | -     | -       | -     | -     | -       | -     |
| Ir-Rabat                          | -     | -       | -     | -     | -       | -     | -     | -       | -     |
| Is-Siġġiewi                       | -     | -       | -     | -     | -       | -     | -     | -       | -     |

Table 10.49 continued

| Regions, districts and localities | 2016  |         |       | 2018  |         |       | 2020  |         |       |
|-----------------------------------|-------|---------|-------|-------|---------|-------|-------|---------|-------|
|                                   | Males | Females | Total | Males | Females | Total | Males | Females | Total |
| <b>Northern</b>                   | -     | -       | -     | -     | -       | -     | -     | 1       | 1     |
| Hal Gharghur                      | -     | -       | -     | -     | -       | -     | -     | -       | -     |
| Il-Mellieħa                       | -     | -       | -     | -     | -       | -     | -     | 1       | 1     |
| L-Imġarr                          | -     | -       | -     | -     | -       | -     | -     | -       | -     |
| Il-Mosta                          | -     | -       | -     | -     | -       | -     | -     | -       | -     |
| In-Naxxar                         | -     | -       | -     | -     | -       | -     | -     | -       | -     |
| San Pawl Il-Baħar                 | -     | -       | -     | -     | -       | -     | -     | -       | -     |
| <b>Gozo and Comino</b>            | -     | -       | -     | -     | 1       | 1     | -     | 1       | 1     |
| Il-Fontana                        | -     | -       | -     | -     | -       | -     | -     | -       | -     |
| Għajnsielem                       | -     | -       | -     | -     | -       | -     | -     | -       | -     |
| and Comino                        | -     | -       | -     | -     | -       | -     | -     | -       | -     |
| L-Għarb                           | -     | -       | -     | -     | 1       | 1     | -     | -       | -     |
| L-Għasri                          | -     | -       | -     | -     | -       | -     | -     | -       | -     |
| Il-Munxar                         | -     | -       | -     | -     | -       | -     | -     | -       | -     |
| In-Nadur                          | -     | -       | -     | -     | -       | -     | -     | -       | -     |
| Il-Qala                           | -     | -       | -     | -     | -       | -     | -     | -       | -     |
| San Lawrenz                       | -     | -       | -     | -     | -       | -     | -     | -       | -     |
| Ta' Kerċem                        | -     | -       | -     | -     | -       | -     | -     | -       | -     |
| Ta' Sannat                        | -     | -       | -     | -     | -       | -     | -     | -       | -     |
| Ir-Rabat                          | -     | -       | -     | -     | -       | -     | -     | 1       | 1     |
| Ix-Xagħra                         | -     | -       | -     | -     | -       | -     | -     | -       | -     |
| Ix-Xewkija                        | -     | -       | -     | -     | -       | -     | -     | -       | -     |
| Iż-Żebbuġ                         | -     | -       | -     | -     | -       | -     | -     | -       | -     |

Table 10.49b Social Assistance Board: regional analysis

|  |      | Southern | Northern Harbour | South Eastern | Western | Northern | Gozo and Comino | TOTAL   |
|--|------|----------|------------------|---------------|---------|----------|-----------------|---------|
| Total Population                                   | 2016 | 80,664   | 143,773          | 69,187        | 60,131  | 74,336   | 32,206          | 460,297 |
|  | 2018 | 82,910   | 160,173          | 72,375        | 61,689  | 83,024   | 33,388          | 493,559 |
|  | 2020 | 84,901   | 171,606          | 74,831        | 62,927  | 87,272   | 34,563          | 516,100 |
| Total Beneficiaries                                | 2016 | 4        | 2                | 1             | -       | -        | -               | 7       |
|  | 2018 | 1        | -                | -             | -       | -        | 1               | 2       |
|  | 2020 | 1        | -                | 1             | -       | 1        | 1               | 4       |
| Total Expenditure (€'000s)                         | 2016 | 5        | c                | c             | -       | -        | -               | 9       |
|  | 2018 | c        | -                | -             | -       | -        | c               | c       |
|  | 2020 | c        | -                | c             | -       | c        | c               | 6       |
| Actual Beneficiaries per 1,000 of Population       | 2016 | 0.0      | 0.0              | 0.0           | -       | -        | -               | -       |
|  | 2018 | 0.0      | -                | -             | -       | -        | 0.0             | -       |
|  | 2020 | 0.0      | -                | 0.0           | -       | 0.0      | 0.0             | -       |
| Expected Beneficiaries (Based on National Average) | 2016 | 1        | 2                | 1             | 1       | 1        | 0               | -       |
|  | 2018 | 0        | 1                | 0             | 0       | 0        | 0               | -       |
|  | 2020 | 1        | 1                | 1             | 0       | 1        | 0               | -       |
| Ratio of Beneficiaries (Actual/Estimate)           | 2016 | 3.26     | 0.91             | 0.95          | -       | -        | -               | -       |
|  | 2018 | 2.98     | -                | -             | -       | -        | 7.39            | -       |
|  | 2020 | 1.52     | -                | 1.72          | -       | 1.48     | 3.73            | -       |

c: Expenditure not shown for confidentiality purposes.



Table 10.50a Drug Addicts Allowance

| Regions, districts and localities | 2016      |          |           | 2018      |          |           | 2020      |          |           |
|-----------------------------------|-----------|----------|-----------|-----------|----------|-----------|-----------|----------|-----------|
|                                   | Males     | Females  | Total     | Males     | Females  | Total     | Males     | Females  | Total     |
| <b>MALTA</b>                      | <b>72</b> | <b>8</b> | <b>80</b> | <b>55</b> | <b>8</b> | <b>63</b> | <b>64</b> | <b>7</b> | <b>71</b> |
| <b>Malta</b>                      | <b>64</b> | <b>8</b> | <b>72</b> | <b>55</b> | <b>7</b> | <b>62</b> | <b>59</b> | <b>7</b> | <b>66</b> |
| <b>Gozo and Comino</b>            | <b>8</b>  | <b>-</b> | <b>8</b>  | <b>-</b>  | <b>1</b> | <b>1</b>  | <b>5</b>  | <b>-</b> | <b>5</b>  |
| <b>Southern Harbour</b>           | <b>20</b> | <b>2</b> | <b>22</b> | <b>9</b>  | <b>1</b> | <b>10</b> | <b>17</b> | <b>3</b> | <b>20</b> |
| Bormla                            | 3         | 1        | 4         | -         | 1        | 1         | 1         | -        | 1         |
| Il-Fgura                          | 2         | -        | 2         | -         | -        | -         | -         | -        | -         |
| Floriana                          | -         | -        | -         | -         | -        | -         | -         | -        | -         |
| Hal Luqa                          | 5         | 1        | 6         | 8         | -        | 8         | 14        | 2        | 16        |
| Hal Tarxien                       | 1         | -        | 1         | -         | -        | -         | -         | -        | -         |
| Haż-Żabbar                        | -         | -        | -         | -         | -        | -         | -         | -        | -         |
| Il-Kalkara                        | -         | -        | -         | -         | -        | -         | -         | -        | -         |
| Il-Marsa                          | 1         | -        | 1         | -         | -        | -         | 1         | -        | 1         |
| Raħal Ġdid                        | 2         | -        | 2         | -         | -        | -         | -         | -        | -         |
| Santa Luċija                      | -         | -        | -         | -         | -        | -         | -         | -        | -         |
| L-Isla                            | 2         | -        | 2         | -         | -        | -         | -         | -        | -         |
| Valletta                          | 3         | -        | 3         | 1         | -        | 1         | 1         | 1        | 2         |
| Il-Birgu                          | -         | -        | -         | -         | -        | -         | -         | -        | -         |
| Ix-Xgħajra                        | 1         | -        | 1         | -         | -        | -         | -         | -        | -         |
| <b>Northern Harbour</b>           | <b>14</b> | <b>2</b> | <b>16</b> | <b>6</b>  | <b>2</b> | <b>8</b>  | <b>9</b>  | <b>-</b> | <b>9</b>  |
| Birkirkara                        | 3         | 1        | 4         | 2         | 1        | 3         | 1         | -        | 1         |
| Il-Gżira                          | -         | -        | -         | -         | -        | -         | 1         | -        | 1         |
| Hal Qormi                         | 1         | -        | 1         | -         | -        | -         | 1         | -        | 1         |
| Il-Hamrun                         | 3         | -        | 3         | 1         | -        | 1         | -         | -        | -         |
| L-Imsida                          | 2         | -        | 2         | -         | -        | -         | 2         | -        | 2         |
| Pembroke                          | -         | -        | -         | -         | 1        | 1         | -         | -        | -         |
| San Ġwann                         | 2         | -        | 2         | -         | -        | -         | 1         | -        | 1         |
| Santa Venera                      | 1         | -        | 1         | 1         | -        | 1         | 2         | -        | 2         |
| San Ġiljan                        | 1         | -        | 1         | -         | -        | -         | -         | -        | -         |
| Is-Swieqi                         | -         | -        | -         | -         | -        | -         | -         | -        | -         |
| Ta' Xbiex                         | -         | -        | -         | 1         | -        | 1         | 1         | -        | 1         |
| Tal-Pietà                         | 1         | -        | 1         | 1         | -        | 1         | -         | -        | -         |
| Tas-Sliema                        | -         | 1        | 1         | -         | -        | -         | -         | -        | -         |
| <b>South Eastern</b>              | <b>10</b> | <b>1</b> | <b>11</b> | <b>1</b>  | <b>-</b> | <b>1</b>  | <b>5</b>  | <b>1</b> | <b>6</b>  |
| Birżebbuġa                        | 1         | -        | 1         | -         | -        | -         | 3         | -        | 3         |
| Il-Gudja                          | -         | -        | -         | -         | -        | -         | -         | -        | -         |
| Hal Ghaxaq                        | -         | -        | -         | -         | -        | -         | -         | -        | -         |
| Hal Kirkop                        | -         | -        | -         | -         | -        | -         | -         | -        | -         |
| Hal Safi                          | -         | -        | -         | -         | -        | -         | -         | -        | -         |
| Marsaskala                        | 4         | 1        | 5         | -         | -        | -         | -         | -        | -         |
| Marsaxlokk                        | -         | -        | -         | -         | -        | -         | 1         | -        | 1         |
| L-Imqabba                         | -         | -        | -         | -         | -        | -         | 1         | -        | 1         |
| Il-Qrendi                         | -         | -        | -         | -         | -        | -         | -         | -        | -         |
| Iż-Żejtun                         | 4         | -        | 4         | -         | -        | -         | -         | 1        | 1         |
| Iż-Żurrieq                        | 1         | -        | 1         | 1         | -        | 1         | -         | -        | -         |
| <b>Western</b>                    | <b>12</b> | <b>2</b> | <b>14</b> | <b>16</b> | <b>2</b> | <b>18</b> | <b>11</b> | <b>2</b> | <b>13</b> |
| Had-Dingli                        | -         | -        | -         | -         | -        | -         | 1         | -        | 1         |
| Hal Balzan                        | -         | 1        | 1         | 1         | -        | 1         | -         | -        | -         |
| Hal Lija                          | 1         | -        | 1         | -         | -        | -         | -         | -        | -         |
| H'Attard                          | 3         | -        | 3         | 1         | 1        | 2         | -         | 1        | 1         |
| Haż-Zebbuġ                        | 6         | 1        | 7         | 14        | 1        | 15        | 9         | 1        | 10        |
| L-Iklin                           | -         | -        | -         | -         | -        | -         | -         | -        | -         |
| L-Imdina                          | -         | -        | -         | -         | -        | -         | -         | -        | -         |
| L-Imtarfa                         | 1         | -        | 1         | -         | -        | -         | -         | -        | -         |
| Ir-Rabat                          | 1         | -        | 1         | -         | -        | -         | 1         | -        | 1         |
| Is-Siġġiewi                       | -         | -        | -         | -         | -        | -         | -         | -        | -         |

Table 10.50a continued

| Regions, districts and localities | 2016     |          |          | 2018      |          |           | 2020      |          |           |
|-----------------------------------|----------|----------|----------|-----------|----------|-----------|-----------|----------|-----------|
|                                   | Males    | Females  | Total    | Males     | Females  | Total     | Males     | Females  | Total     |
| <b>Northern</b>                   | <b>8</b> | <b>1</b> | <b>9</b> | <b>23</b> | <b>2</b> | <b>25</b> | <b>17</b> | <b>1</b> | <b>18</b> |
| Hal Gharghur                      | 1        | -        | 1        | -         | -        | -         | -         | -        | -         |
| Il-Mellieħa                       | -        | -        | -        | 1         | -        | 1         | -         | -        | -         |
| L-Imġarr                          | -        | -        | -        | -         | 1        | 1         | -         | -        | -         |
| Il-Mosta                          | 1        | -        | 1        | 19        | -        | 19        | 15        | 1        | 16        |
| In-Naxxar                         | 1        | -        | 1        | 2         | 1        | 3         | -         | -        | -         |
| San Pawl Il-Baħar                 | 5        | 1        | 6        | 1         | -        | 1         | 2         | -        | 2         |
| <b>Gozo and Comino</b>            | <b>8</b> | <b>-</b> | <b>8</b> | <b>-</b>  | <b>1</b> | <b>1</b>  | <b>5</b>  | <b>-</b> | <b>5</b>  |
| Il-Fontana                        | -        | -        | -        | -         | -        | -         | -         | -        | -         |
| Għajnsielem                       | -        | -        | -        | -         | -        | -         | -         | -        | -         |
| and Comino                        | -        | -        | -        | -         | -        | -         | -         | -        | -         |
| L-Għarb                           | -        | -        | -        | -         | -        | -         | -         | -        | -         |
| L-Għasri                          | -        | -        | -        | -         | -        | -         | -         | -        | -         |
| Il-Munxar                         | -        | -        | -        | -         | -        | -         | -         | -        | -         |
| In-Nadur                          | -        | -        | -        | -         | -        | -         | 1         | -        | 1         |
| Il-Qala                           | -        | -        | -        | -         | -        | -         | -         | -        | -         |
| San Lawrenz                       | -        | -        | -        | -         | -        | -         | -         | -        | -         |
| Ta' Kerċem                        | -        | -        | -        | -         | -        | -         | -         | -        | -         |
| Ta' Sannat                        | -        | -        | -        | -         | -        | -         | -         | -        | -         |
| Ir-Rabat                          | 6        | -        | 6        | -         | 1        | 1         | 4         | -        | 4         |
| Ix-Xgħra                          | 1        | -        | 1        | -         | -        | -         | -         | -        | -         |
| Ix-Xewkija                        | -        | -        | -        | -         | -        | -         | -         | -        | -         |
| Iż-Żebbuġ                         | 1        | -        | 1        | -         | -        | -         | -         | -        | -         |

Table 10.50b Drug Addicts Allowance: regional analysis

|  |      | Southern | Northern Harbour | South Eastern | Western | Northern | Gozo and Comino | TOTAL          |
|--|------|----------|------------------|---------------|---------|----------|-----------------|----------------|
| Total Population                                   | 2016 | 80,664   | 143,773          | 69,187        | 60,131  | 74,336   | 32,206          | <b>460,297</b> |
|  | 2018 | 82,910   | 160,173          | 72,375        | 61,689  | 83,024   | 33,388          | <b>493,559</b> |
|  | 2020 | 84,901   | 171,606          | 74,831        | 62,927  | 87,272   | 34,563          | <b>516,100</b> |
| Total Beneficiaries                                | 2016 | 22       | 16               | 11            | 14      | 9        | 8               | <b>80</b>      |
|  | 2018 | 10       | 8                | 1             | 18      | 25       | 1               | <b>63</b>      |
|  | 2020 | 20       | 9                | 6             | 13      | 18       | 5               | <b>71</b>      |
| Total Expenditure (€'000s)                         | 2016 | 13       | 7                | 4             | 4       | 3        | 4               | <b>36</b>      |
|  | 2018 | 7        | 6                | c             | 9       | 18       | c               | <b>40</b>      |
|  | 2020 | 16       | 5                | 4             | 10      | 13       | 4               | <b>52</b>      |
| Actual Beneficiaries per 1,000 of Population       | 2016 | 0.3      | 0.1              | 0.2           | 0.2     | 0.1      | 0.2             | -              |
|  | 2018 | 0.1      | 0.0              | 0.0           | 0.3     | 0.3      | 0.0             | -              |
|  | 2020 | 0.2      | 0.1              | 0.1           | 0.2     | 0.2      | 0.1             | -              |
| Expected Beneficiaries (Based on National Average) | 2016 | 14       | 25               | 12            | 10      | 13       | 6               | -              |
|  | 2018 | 11       | 20               | 9             | 8       | 11       | 4               | -              |
|  | 2020 | 12       | 24               | 10            | 9       | 12       | 5               | -              |
| Ratio of Beneficiaries (Actual/Estimate)           | 2016 | 1.57     | 0.64             | 0.91          | 1.34    | 0.70     | 1.43            | -              |
|  | 2018 | 0.94     | 0.39             | 0.11          | 2.29    | 2.36     | 0.23            | -              |
|  | 2020 | 1.71     | 0.38             | 0.58          | 1.50    | 1.50     | 1.05            | -              |

c: Expenditure not shown for confidentiality purposes.

Table 10.51a Social Assistance for Carers

| Regions, districts and localities | 2016       |            |            | 2018  |         |       | 2020  |         |       |
|-----------------------------------|------------|------------|------------|-------|---------|-------|-------|---------|-------|
|                                   | Males      | Females    | Total      | Males | Females | Total | Males | Females | Total |
| <b>MALTA</b>                      | <b>132</b> | <b>175</b> | <b>307</b> | -     | -       | -     | -     | -       | -     |
| <b>Malta</b>                      | <b>122</b> | <b>156</b> | <b>278</b> | -     | -       | -     | -     | -       | -     |
| <b>Gozo and Comino</b>            | <b>10</b>  | <b>19</b>  | <b>29</b>  | -     | -       | -     | -     | -       | -     |
| <b>Southern Harbour</b>           | <b>49</b>  | <b>55</b>  | <b>104</b> | -     | -       | -     | -     | -       | -     |
| Bormla                            | 3          | 5          | 8          | -     | -       | -     | -     | -       | -     |
| Il-Fgura                          | 5          | 6          | 11         | -     | -       | -     | -     | -       | -     |
| Floriana                          | 1          | -          | 1          | -     | -       | -     | -     | -       | -     |
| Hal Luqa                          | 3          | 1          | 4          | -     | -       | -     | -     | -       | -     |
| Hal Tarxien                       | 1          | 3          | 4          | -     | -       | -     | -     | -       | -     |
| Haż-Żabbar                        | 3          | 9          | 12         | -     | -       | -     | -     | -       | -     |
| Il-Kalkara                        | 4          | 1          | 5          | -     | -       | -     | -     | -       | -     |
| Il-Marsa                          | 10         | 7          | 17         | -     | -       | -     | -     | -       | -     |
| Rahal Ġdid                        | 3          | 3          | 6          | -     | -       | -     | -     | -       | -     |
| Santa Luċija                      | 1          | 1          | 2          | -     | -       | -     | -     | -       | -     |
| L-Isla                            | 2          | 2          | 4          | -     | -       | -     | -     | -       | -     |
| Valletta                          | 7          | 13         | 20         | -     | -       | -     | -     | -       | -     |
| Il-Birgu                          | 6          | 3          | 9          | -     | -       | -     | -     | -       | -     |
| Ix-Xghajra                        | -          | 1          | 1          | -     | -       | -     | -     | -       | -     |
| <b>Northern Harbour</b>           | <b>39</b>  | <b>58</b>  | <b>97</b>  | -     | -       | -     | -     | -       | -     |
| Birkirkara                        | 4          | 16         | 20         | -     | -       | -     | -     | -       | -     |
| Il-Gżira                          | 4          | 6          | 10         | -     | -       | -     | -     | -       | -     |
| Hal Qormi                         | 6          | 12         | 18         | -     | -       | -     | -     | -       | -     |
| Il-Hamrun                         | 4          | 8          | 12         | -     | -       | -     | -     | -       | -     |
| L-Imsida                          | 3          | 3          | 6          | -     | -       | -     | -     | -       | -     |
| Pembroke                          | -          | -          | -          | -     | -       | -     | -     | -       | -     |
| San Ġwann                         | 7          | 3          | 10         | -     | -       | -     | -     | -       | -     |
| Santa Venera                      | 3          | 2          | 5          | -     | -       | -     | -     | -       | -     |
| San Ġiljan                        | -          | -          | -          | -     | -       | -     | -     | -       | -     |
| Is-Swieqi                         | -          | -          | -          | -     | -       | -     | -     | -       | -     |
| Ta' Xbiex                         | 1          | 1          | 2          | -     | -       | -     | -     | -       | -     |
| Tal-Pietà                         | 3          | 2          | 5          | -     | -       | -     | -     | -       | -     |
| Tas-Sliema                        | 4          | 5          | 9          | -     | -       | -     | -     | -       | -     |
| <b>South Eastern</b>              | <b>16</b>  | <b>16</b>  | <b>32</b>  | -     | -       | -     | -     | -       | -     |
| Birżebbuġa                        | 1          | 3          | 4          | -     | -       | -     | -     | -       | -     |
| Il-Gudja                          | 2          | 3          | 5          | -     | -       | -     | -     | -       | -     |
| Hal Ghaxaq                        | 3          | 3          | 6          | -     | -       | -     | -     | -       | -     |
| Hal Kirkop                        | 1          | -          | 1          | -     | -       | -     | -     | -       | -     |
| Hal Safi                          | -          | -          | -          | -     | -       | -     | -     | -       | -     |
| Marsaskala                        | 2          | -          | 2          | -     | -       | -     | -     | -       | -     |
| Marsaxlokk                        | 1          | -          | 1          | -     | -       | -     | -     | -       | -     |
| L-Imqabba                         | 2          | 1          | 3          | -     | -       | -     | -     | -       | -     |
| Il-Qrendi                         | -          | -          | -          | -     | -       | -     | -     | -       | -     |
| Iż-Żejtun                         | 3          | 4          | 7          | -     | -       | -     | -     | -       | -     |
| Iż-Żurrieq                        | 1          | 2          | 3          | -     | -       | -     | -     | -       | -     |
| <b>Western</b>                    | <b>11</b>  | <b>14</b>  | <b>25</b>  | -     | -       | -     | -     | -       | -     |
| Had-Dingli                        | -          | 1          | 1          | -     | -       | -     | -     | -       | -     |
| Hal Balzan                        | 2          | -          | 2          | -     | -       | -     | -     | -       | -     |
| Hal Lija                          | -          | 2          | 2          | -     | -       | -     | -     | -       | -     |
| H'Attard                          | -          | -          | -          | -     | -       | -     | -     | -       | -     |
| Haż-Zebbuġ                        | 4          | 2          | 6          | -     | -       | -     | -     | -       | -     |
| L-Iklin                           | -          | -          | -          | -     | -       | -     | -     | -       | -     |
| L-Imdina                          | -          | 1          | 1          | -     | -       | -     | -     | -       | -     |
| L-Imtarfa                         | -          | 2          | 2          | -     | -       | -     | -     | -       | -     |
| Ir-Rabat                          | 5          | 4          | 9          | -     | -       | -     | -     | -       | -     |
| Is-Siġġiewi                       | -          | 2          | 2          | -     | -       | -     | -     | -       | -     |

Table 10.51a continued

| Regions, districts and localities | 2016      |           |           | 2018  |         |       | 2020  |         |       |
|-----------------------------------|-----------|-----------|-----------|-------|---------|-------|-------|---------|-------|
|                                   | Males     | Females   | Total     | Males | Females | Total | Males | Females | Total |
| <b>Northern</b>                   | <b>7</b>  | <b>13</b> | <b>20</b> | -     | -       | -     | -     | -       | -     |
| Hal Gharghur                      | -         | 2         | 2         | -     | -       | -     | -     | -       | -     |
| Il-Mellieħa                       | 1         | 1         | 2         | -     | -       | -     | -     | -       | -     |
| L-Imġarr                          | -         | -         | -         | -     | -       | -     | -     | -       | -     |
| Il-Mosta                          | 1         | 2         | 3         | -     | -       | -     | -     | -       | -     |
| In-Naxxar                         | 2         | 1         | 3         | -     | -       | -     | -     | -       | -     |
| San Pawl Il-Baħar                 | 3         | 7         | 10        | -     | -       | -     | -     | -       | -     |
| <b>Gozo and Comino</b>            | <b>10</b> | <b>19</b> | <b>29</b> | -     | -       | -     | -     | -       | -     |
| Il-Fontana                        | -         | -         | -         | -     | -       | -     | -     | -       | -     |
| Għajnsielem and Comino            | 2         | -         | 2         | -     | -       | -     | -     | -       | -     |
| L-Għarb                           | -         | 1         | 1         | -     | -       | -     | -     | -       | -     |
| L-Għasri                          | -         | -         | -         | -     | -       | -     | -     | -       | -     |
| Il-Munxar                         | -         | -         | -         | -     | -       | -     | -     | -       | -     |
| In-Nadur                          | -         | 5         | 5         | -     | -       | -     | -     | -       | -     |
| Il-Qala                           | 2         | 1         | 3         | -     | -       | -     | -     | -       | -     |
| San Lawrenz                       | -         | -         | -         | -     | -       | -     | -     | -       | -     |
| Ta' Kerċem                        | -         | 2         | 2         | -     | -       | -     | -     | -       | -     |
| Ta' Sannat                        | -         | -         | -         | -     | -       | -     | -     | -       | -     |
| Ir-Rabat                          | 3         | 2         | 5         | -     | -       | -     | -     | -       | -     |
| Ix-Xagħra                         | 2         | 3         | 5         | -     | -       | -     | -     | -       | -     |
| Ix-Xewkija                        | 1         | 3         | 4         | -     | -       | -     | -     | -       | -     |
| Iż-Żebbuġ                         | -         | 2         | 2         | -     | -       | -     | -     | -       | -     |

Table 10.51b Social Assistance for Carers: regional analysis

|  |      | Southern | Northern Harbour | South Eastern | Western | Northern | Gozo and Comino | TOTAL          |
|--|------|----------|------------------|---------------|---------|----------|-----------------|----------------|
| Total Population                                   | 2016 | 80,664   | 143,773          | 69,187        | 60,131  | 74,336   | 32,206          | <b>460,297</b> |
|  | 2018 | 82,910   | 160,173          | 72,375        | 61,689  | 83,024   | 33,388          | <b>493,559</b> |
|  | 2020 | 84,901   | 171,606          | 74,831        | 62,927  | 87,272   | 34,563          | <b>516,100</b> |
| Total Beneficiaries                                | 2016 | 104      | 97               | 32            | 25      | 20       | 29              | <b>307</b>     |
|  | 2018 | -        | -                | -             | -       | -        | -               | -              |
|  | 2020 | -        | -                | -             | -       | -        | -               | -              |
| Total Expenditure (€'000s)                         | 2016 | 371      | 356              | 108           | 86      | 71       | 103             | <b>1,095</b>   |
|  | 2018 | -        | -                | -             | -       | -        | -               | -              |
|  | 2020 | -        | -                | -             | -       | -        | -               | -              |
| Actual Beneficiaries per 1,000 of Population       | 2016 | 1.3      | 0.7              | 0.5           | 0.4     | 0.3      | 0.9             | -              |
|  | 2018 | -        | -                | -             | -       | -        | -               | -              |
|  | 2020 | -        | -                | -             | -       | -        | -               | -              |
| Expected Beneficiaries (Based on National Average) | 2016 | 54       | 96               | 46            | 40      | 50       | 21              | -              |
|  | 2018 | -        | -                | -             | -       | -        | -               | -              |
|  | 2020 | -        | -                | -             | -       | -        | -               | -              |
| Ratio of Beneficiaries (Actual/Estimate)           | 2016 | 1.93     | 1.01             | 0.69          | 0.62    | 0.40     | 1.35            | -              |
|  | 2018 | -        | -                | -             | -       | -        | -               | -              |
|  | 2020 | -        | -                | -             | -       | -        | -               | -              |

Table 10.52a Carers' Allowance

| Regions, districts and localities | 2016  |         |       | 2018       |            |            | 2020       |            |            |
|-----------------------------------|-------|---------|-------|------------|------------|------------|------------|------------|------------|
|                                   | Males | Females | Total | Males      | Females    | Total      | Males      | Females    | Total      |
| <b>MALTA</b>                      | -     | -       | -     | <b>118</b> | <b>134</b> | <b>252</b> | <b>108</b> | <b>248</b> | <b>356</b> |
| <b>Malta</b>                      | -     | -       | -     | <b>112</b> | <b>123</b> | <b>235</b> | <b>100</b> | <b>225</b> | <b>325</b> |
| <b>Gozo and Comino</b>            | -     | -       | -     | <b>6</b>   | <b>11</b>  | <b>17</b>  | <b>8</b>   | <b>23</b>  | <b>31</b>  |
| <b>Southern Harbour</b>           | -     | -       | -     | <b>43</b>  | <b>38</b>  | <b>81</b>  | <b>36</b>  | <b>70</b>  | <b>106</b> |
| Bormla                            | -     | -       | -     | 5          | 3          | 8          | 8          | 6          | 14         |
| Il-Fgura                          | -     | -       | -     | 6          | 4          | 10         | 2          | 6          | 8          |
| Floriana                          | -     | -       | -     | 2          | -          | 2          | 3          | -          | 3          |
| Hal Luqa                          | -     | -       | -     | 2          | 2          | 4          | 2          | 2          | 4          |
| Hal Tarxien                       | -     | -       | -     | 2          | 2          | 4          | -          | 4          | 4          |
| Haż-Żabbar                        | -     | -       | -     | 3          | 5          | 8          | 3          | 20         | 23         |
| Il-Kalkara                        | -     | -       | -     | 3          | 2          | 5          | 3          | 5          | 8          |
| Il-Marsa                          | -     | -       | -     | 7          | 4          | 11         | 5          | 7          | 12         |
| Raħal Ġdid                        | -     | -       | -     | 2          | 3          | 5          | 1          | 2          | 3          |
| Santa Luċija                      | -     | -       | -     | -          | 1          | 1          | -          | 3          | 3          |
| L-Isla                            | -     | -       | -     | 2          | 1          | 3          | 1          | 3          | 4          |
| Valletta                          | -     | -       | -     | 8          | 7          | 15         | 4          | 9          | 13         |
| Il-Birgu                          | -     | -       | -     | 3          | 2          | 5          | 4          | 1          | 5          |
| Ix-Xghajra                        | -     | -       | -     | -          | 2          | 2          | -          | 2          | 2          |
| <b>Northern Harbour</b>           | -     | -       | -     | <b>36</b>  | <b>47</b>  | <b>83</b>  | <b>37</b>  | <b>71</b>  | <b>108</b> |
| Birkirkara                        | -     | -       | -     | 6          | 15         | 21         | 9          | 18         | 27         |
| Il-Gżira                          | -     | -       | -     | 3          | 4          | 7          | 2          | 3          | 5          |
| Hal Qormi                         | -     | -       | -     | 4          | 10         | 14         | 5          | 17         | 22         |
| Il-Hamrun                         | -     | -       | -     | 5          | 6          | 11         | 5          | 10         | 15         |
| L-Imsida                          | -     | -       | -     | 3          | 2          | 5          | 3          | 2          | 5          |
| Pembroke                          | -     | -       | -     | -          | 1          | 1          | -          | 3          | 3          |
| San Ġwann                         | -     | -       | -     | 4          | 2          | 6          | 4          | 3          | 7          |
| Santa Venera                      | -     | -       | -     | 2          | 2          | 4          | 3          | 2          | 5          |
| San Ġiljan                        | -     | -       | -     | 1          | -          | 1          | -          | 6          | 6          |
| Is-Swieqi                         | -     | -       | -     | 1          | -          | 1          | -          | 1          | 1          |
| Ta' Xbiex                         | -     | -       | -     | 1          | 1          | 2          | -          | 2          | 2          |
| Tal-Pietà                         | -     | -       | -     | 2          | 2          | 4          | 3          | 2          | 5          |
| Tas-Sliema                        | -     | -       | -     | 4          | 2          | 6          | 3          | 2          | 5          |
| <b>South Eastern</b>              | -     | -       | -     | <b>11</b>  | <b>17</b>  | <b>28</b>  | <b>14</b>  | <b>38</b>  | <b>52</b>  |
| Birżebbuġa                        | -     | -       | -     | 1          | 4          | 5          | 1          | 6          | 7          |
| Il-Gudja                          | -     | -       | -     | 2          | 3          | 5          | 2          | 4          | 6          |
| Hal Ghaxaq                        | -     | -       | -     | 2          | 1          | 3          | 1          | 5          | 6          |
| Hal Kirkop                        | -     | -       | -     | -          | 1          | 1          | 1          | 1          | 2          |
| Hal Safi                          | -     | -       | -     | -          | -          | -          | -          | 1          | 1          |
| Marsaskala                        | -     | -       | -     | 1          | 2          | 3          | 3          | 6          | 9          |
| Marsaxlokk                        | -     | -       | -     | -          | -          | -          | 1          | 2          | 3          |
| L-Imqabba                         | -     | -       | -     | 1          | 1          | 2          | -          | 2          | 2          |
| Il-Qrendi                         | -     | -       | -     | -          | -          | -          | -          | -          | -          |
| Iż-Żejtun                         | -     | -       | -     | 3          | 4          | 7          | 4          | 7          | 11         |
| Iż-Żurrieq                        | -     | -       | -     | 1          | 1          | 2          | 1          | 4          | 5          |
| <b>Western</b>                    | -     | -       | -     | <b>11</b>  | <b>9</b>   | <b>20</b>  | <b>5</b>   | <b>24</b>  | <b>29</b>  |
| Had-Dingli                        | -     | -       | -     | -          | 1          | 1          | -          | 1          | 1          |
| Hal Balzan                        | -     | -       | -     | 2          | -          | 2          | 1          | 1          | 2          |
| Hal Lija                          | -     | -       | -     | -          | -          | -          | -          | 1          | 1          |
| H'Attard                          | -     | -       | -     | 1          | -          | 1          | 1          | -          | 1          |
| Haż-Zebbuġ                        | -     | -       | -     | 3          | 2          | 5          | 1          | 10         | 11         |
| L-Iklin                           | -     | -       | -     | -          | -          | -          | -          | 4          | 4          |
| L-Imdina                          | -     | -       | -     | -          | -          | -          | -          | -          | -          |
| L-Imtarfa                         | -     | -       | -     | -          | 1          | 1          | -          | 2          | 2          |
| Ir-Rabat                          | -     | -       | -     | 5          | 4          | 9          | 2          | 4          | 6          |
| Is-Siġġiewi                       | -     | -       | -     | -          | 1          | 1          | -          | 1          | 1          |

Table 10.52a continued

| Regions, districts and localities | 2016  |         |       | 2018      |           |           | 2020     |           |           |
|-----------------------------------|-------|---------|-------|-----------|-----------|-----------|----------|-----------|-----------|
|                                   | Males | Females | Total | Males     | Females   | Total     | Males    | Females   | Total     |
| <b>Northern</b>                   | -     | -       | -     | <b>11</b> | <b>12</b> | <b>23</b> | <b>8</b> | <b>22</b> | <b>30</b> |
| Hal Gharghur                      | -     | -       | -     | -         | 3         | 3         | -        | 5         | 5         |
| Il-Mellieħa                       | -     | -       | -     | 1         | -         | 1         | 2        | 2         | 4         |
| L-Imġarr                          | -     | -       | -     | -         | -         | -         | -        | -         | -         |
| Il-Mosta                          | -     | -       | -     | 2         | 2         | 4         | 1        | 5         | 6         |
| In-Naxxar                         | -     | -       | -     | 2         | 2         | 4         | 1        | 3         | 4         |
| San Pawl Il-Baħar                 | -     | -       | -     | 6         | 5         | 11        | 4        | 7         | 11        |
| <b>Gozo and Comino</b>            | -     | -       | -     | <b>6</b>  | <b>11</b> | <b>17</b> | <b>8</b> | <b>23</b> | <b>31</b> |
| Il-Fontana                        | -     | -       | -     | -         | -         | -         | -        | -         | -         |
| Għajnsielem and Comino            | -     | -       | -     | 1         | -         | 1         | 1        | 2         | 3         |
| L-Għarb                           | -     | -       | -     | 1         | 1         | 2         | 1        | 2         | 3         |
| L-Għasri                          | -     | -       | -     | -         | -         | -         | -        | -         | -         |
| Il-Munxar                         | -     | -       | -     | -         | -         | -         | -        | -         | -         |
| In-Nadur                          | -     | -       | -     | -         | 2         | 2         | 1        | 4         | 5         |
| Il-Qala                           | -     | -       | -     | 1         | 1         | 2         | 2        | 1         | 3         |
| San Lawrenz                       | -     | -       | -     | -         | -         | -         | -        | -         | -         |
| Ta' Kerċem                        | -     | -       | -     | -         | 2         | 2         | 1        | 1         | 2         |
| Ta' Sannat                        | -     | -       | -     | -         | -         | -         | -        | 1         | 1         |
| Ir-Rabat                          | -     | -       | -     | 2         | 1         | 3         | -        | 3         | 3         |
| Ix-Xagħra                         | -     | -       | -     | 1         | 3         | 4         | 2        | 3         | 5         |
| Ix-Xewkija                        | -     | -       | -     | -         | 1         | 1         | -        | 4         | 4         |
| Iż-Żebbuġ                         | -     | -       | -     | -         | -         | -         | -        | 2         | 2         |

Table 10.52b Carers' Allowance: regional analysis

|  |      | Southern | Northern Harbour | South Eastern | Western | Northern | Gozo and Comino | TOTAL          |
|--|------|----------|------------------|---------------|---------|----------|-----------------|----------------|
| Total Population                                   | 2016 | 80,664   | 143,773          | 69,187        | 60,131  | 74,336   | 32,206          | <b>460,297</b> |
|  | 2018 | 82,910   | 160,173          | 72,375        | 61,689  | 83,024   | 33,388          | <b>493,559</b> |
|  | 2020 | 84,901   | 171,606          | 74,831        | 62,927  | 87,272   | 34,563          | <b>516,100</b> |
| Total Beneficiaries                                | 2016 | -        | -                | -             | -       | -        | -               | -              |
|  | 2018 | 81       | 83               | 28            | 20      | 23       | 17              | <b>252</b>     |
|  | 2020 | 106      | 108              | 52            | 29      | 30       | 31              | <b>356</b>     |
| Total Expenditure (€'000s)                         | 2016 | -        | -                | -             | -       | -        | -               | -              |
|  | 2018 | 328      | 312              | 109           | 80      | 94       | 68              | <b>990</b>     |
|  | 2020 | 424      | 434              | 195           | 121     | 120      | 129             | <b>1,422</b>   |
| Actual Beneficiaries per 1,000 of Population       | 2016 | -        | -                | -             | -       | -        | -               | -              |
|  | 2018 | 1.0      | 0.5              | 0.4           | 0.3     | 0.3      | 0.5             | -              |
|  | 2020 | 1.2      | 0.6              | 0.7           | 0.5     | 0.3      | 0.9             | -              |
| Expected Beneficiaries (Based on National Average) | 2016 | -        | -                | -             | -       | -        | -               | -              |
|  | 2018 | 42       | 82               | 37            | 31      | 42       | 17              | -              |
|  | 2020 | 59       | 118              | 52            | 43      | 60       | 24              | -              |
| Ratio of Beneficiaries (Actual/Estimate)           | 2016 | -        | -                | -             | -       | -        | -               | -              |
|  | 2018 | 1.91     | 1.01             | 0.76          | 0.63    | 0.54     | 1.00            | -              |
|  | 2020 | 1.81     | 0.91             | 1.01          | 0.67    | 0.50     | 1.30            | -              |

Table 10.53a Social Assistance for Single Parents

| Regions, districts and localities | 2016      |              |              | 2018      |              |              | 2020      |              |              |
|-----------------------------------|-----------|--------------|--------------|-----------|--------------|--------------|-----------|--------------|--------------|
|                                   | Males     | Females      | Total        | Males     | Females      | Total        | Males     | Females      | Total        |
| <b>MALTA</b>                      | <b>58</b> | <b>3,434</b> | <b>3,492</b> | <b>41</b> | <b>2,919</b> | <b>2,960</b> | <b>39</b> | <b>2,575</b> | <b>2,614</b> |
| <b>Malta</b>                      | <b>56</b> | <b>3,318</b> | <b>3,374</b> | <b>41</b> | <b>2,828</b> | <b>2,869</b> | <b>39</b> | <b>2,477</b> | <b>2,516</b> |
| <b>Gozo and Comino</b>            | <b>2</b>  | <b>116</b>   | <b>118</b>   | <b>-</b>  | <b>91</b>    | <b>91</b>    | <b>-</b>  | <b>98</b>    | <b>98</b>    |
| <b>Southern Harbour</b>           | <b>25</b> | <b>1,151</b> | <b>1,176</b> | <b>16</b> | <b>976</b>   | <b>992</b>   | <b>16</b> | <b>883</b>   | <b>899</b>   |
| Bormla                            | 6         | 174          | 180          | 5         | 158          | 163          | 3         | 127          | 130          |
| Il-Fgura                          | 4         | 107          | 111          | 1         | 79           | 80           | -         | 73           | 73           |
| Floriana                          | -         | 44           | 44           | -         | 44           | 44           | -         | 39           | 39           |
| Hal Luqa                          | -         | 34           | 34           | -         | 27           | 27           | -         | 25           | 25           |
| Hal Tarxien                       | 1         | 79           | 80           | -         | 61           | 61           | 1         | 57           | 58           |
| Haż-Żabbar                        | -         | 148          | 148          | -         | 126          | 126          | -         | 119          | 119          |
| Il-Kalkara                        | 1         | 38           | 39           | 1         | 25           | 26           | 1         | 21           | 22           |
| Il-Marsa                          | 4         | 81           | 85           | 1         | 76           | 77           | 2         | 62           | 64           |
| Raħal Ġdid                        | -         | 84           | 84           | -         | 60           | 60           | -         | 67           | 67           |
| Santa Luċija                      | 1         | 38           | 39           | 1         | 33           | 34           | 1         | 34           | 35           |
| L-Isla                            | 2         | 74           | 76           | 1         | 64           | 65           | 1         | 49           | 50           |
| Valletta                          | 3         | 166          | 169          | 3         | 147          | 150          | 4         | 140          | 144          |
| Il-Birgu                          | 1         | 45           | 46           | 1         | 39           | 40           | 1         | 42           | 43           |
| Ix-Xghajra                        | 2         | 39           | 41           | 2         | 37           | 39           | 2         | 28           | 30           |
| <b>Northern Harbour</b>           | <b>13</b> | <b>1,020</b> | <b>1,033</b> | <b>13</b> | <b>884</b>   | <b>897</b>   | <b>11</b> | <b>760</b>   | <b>771</b>   |
| Birkirkara                        | 1         | 202          | 203          | -         | 185          | 185          | -         | 156          | 156          |
| Il-Gżira                          | 3         | 64           | 67           | 4         | 57           | 61           | 1         | 48           | 49           |
| Hal Qormi                         | 1         | 181          | 182          | 1         | 166          | 167          | 1         | 140          | 141          |
| Il-Hamrun                         | 2         | 124          | 126          | 2         | 112          | 114          | 3         | 85           | 88           |
| L-Imsida                          | 1         | 67           | 68           | 2         | 60           | 62           | 1         | 62           | 63           |
| Pembroke                          | 1         | 24           | 25           | -         | 27           | 27           | -         | 27           | 27           |
| San Ġwann                         | -         | 103          | 103          | -         | 74           | 74           | -         | 70           | 70           |
| Santa Venera                      | -         | 72           | 72           | -         | 59           | 59           | 1         | 55           | 56           |
| San Ġiljan                        | 2         | 38           | 40           | 1         | 26           | 27           | 1         | 23           | 24           |
| Is-Swieqi                         | -         | 34           | 34           | -         | 22           | 22           | -         | 18           | 18           |
| Ta' Xbiex                         | -         | 11           | 11           | 1         | 11           | 12           | 1         | 10           | 11           |
| Tal-Pietà                         | 1         | 54           | 55           | 1         | 45           | 46           | 1         | 40           | 41           |
| Tas-Sliema                        | 1         | 46           | 47           | 1         | 40           | 41           | 1         | 26           | 27           |
| <b>South Eastern</b>              | <b>5</b>  | <b>500</b>   | <b>505</b>   | <b>-</b>  | <b>430</b>   | <b>430</b>   | <b>-</b>  | <b>371</b>   | <b>371</b>   |
| Birżebbuġa                        | -         | 98           | 98           | -         | 73           | 73           | -         | 61           | 61           |
| Il-Gudja                          | -         | 16           | 16           | -         | 12           | 12           | -         | 10           | 10           |
| Hal Ghaxaq                        | 2         | 43           | 45           | -         | 36           | 36           | -         | 28           | 28           |
| Hal Kirkop                        | -         | 15           | 15           | -         | 17           | 17           | -         | 17           | 17           |
| Hal Safi                          | -         | 20           | 20           | -         | 23           | 23           | -         | 15           | 15           |
| Marsaskala                        | -         | 84           | 84           | -         | 71           | 71           | -         | 66           | 66           |
| Marsaxlokk                        | -         | 22           | 22           | -         | 14           | 14           | -         | 15           | 15           |
| L-Imqabba                         | -         | 18           | 18           | -         | 16           | 16           | -         | 17           | 17           |
| Il-Qrendi                         | -         | 26           | 26           | -         | 22           | 22           | -         | 18           | 18           |
| Iż-Żejtun                         | 3         | 89           | 92           | -         | 87           | 87           | -         | 83           | 83           |
| Iż-Żurrieq                        | -         | 69           | 69           | -         | 59           | 59           | -         | 41           | 41           |
| <b>Western</b>                    | <b>4</b>  | <b>295</b>   | <b>299</b>   | <b>4</b>  | <b>247</b>   | <b>251</b>   | <b>2</b>  | <b>209</b>   | <b>211</b>   |
| Had-Dingli                        | -         | 11           | 11           | -         | 8            | 8            | -         | 14           | 14           |
| Hal Balzan                        | -         | 17           | 17           | -         | 10           | 10           | 1         | 11           | 12           |
| Hal Lija                          | 1         | 10           | 11           | 1         | 8            | 9            | -         | 4            | 4            |
| H'Attard                          | 1         | 23           | 24           | 1         | 20           | 21           | -         | 12           | 12           |
| Haż-Zebbuġ                        | 1         | 88           | 89           | 1         | 71           | 72           | 1         | 61           | 62           |
| L-Iklin                           | -         | 10           | 10           | -         | 12           | 12           | -         | 9            | 9            |
| L-Imdina                          | -         | 2            | 2            | -         | 2            | 2            | -         | 1            | 1            |
| L-Imtarfa                         | -         | 21           | 21           | -         | 21           | 21           | -         | 12           | 12           |
| Ir-Rabat                          | -         | 61           | 61           | -         | 50           | 50           | -         | 42           | 42           |
| Is-Siġġiewi                       | 1         | 52           | 53           | 1         | 45           | 46           | -         | 43           | 43           |

Table 10.53a continued

| Regions, districts and localities | 2016     |            |            | 2018     |            |            | 2020      |            |            |
|-----------------------------------|----------|------------|------------|----------|------------|------------|-----------|------------|------------|
|                                   | Males    | Females    | Total      | Males    | Females    | Total      | Males     | Females    | Total      |
| <b>Northern</b>                   | <b>9</b> | <b>352</b> | <b>361</b> | <b>8</b> | <b>291</b> | <b>299</b> | <b>10</b> | <b>254</b> | <b>264</b> |
| Hal Gharghur                      | 1        | 11         | 12         | -        | 11         | 11         | -         | 14         | 14         |
| Il-Mellieħa                       | -        | 26         | 26         | -        | 20         | 20         | -         | 23         | 23         |
| L-Imġarr                          | -        | 17         | 17         | 1        | 16         | 17         | -         | 16         | 16         |
| Il-Mosta                          | 2        | 90         | 92         | 2        | 70         | 72         | 3         | 59         | 62         |
| In-Naxxar                         | -        | 49         | 49         | -        | 36         | 36         | 1         | 23         | 24         |
| San Pawl Il-Baħar                 | 6        | 159        | 165        | 5        | 138        | 143        | 6         | 119        | 125        |
| <b>Gozo and Comino</b>            | <b>2</b> | <b>116</b> | <b>118</b> | <b>-</b> | <b>91</b>  | <b>91</b>  | <b>-</b>  | <b>98</b>  | <b>98</b>  |
| Il-Fontana                        | -        | 1          | 1          | -        | 1          | 1          | -         | 2          | 2          |
| Għajnsielem and Comino            | 1        | 8          | 9          | -        | 10         | 10         | -         | 11         | 11         |
| L-Għarb                           | -        | 6          | 6          | -        | 3          | 3          | -         | 4          | 4          |
| L-Għasri                          | -        | 2          | 2          | -        | 1          | 1          | -         | -          | -          |
| Il-Munxar                         | -        | 6          | 6          | -        | 6          | 6          | -         | 8          | 8          |
| In-Nadur                          | -        | 18         | 18         | -        | 9          | 9          | -         | 11         | 11         |
| Il-Qala                           | -        | 6          | 6          | -        | 4          | 4          | -         | 8          | 8          |
| San Lawrenz                       | -        | 2          | 2          | -        | 1          | 1          | -         | -          | -          |
| Ta' Kerċem                        | -        | 6          | 6          | -        | 4          | 4          | -         | 3          | 3          |
| Ta' Sannat                        | -        | 10         | 10         | -        | 3          | 3          | -         | 3          | 3          |
| Ir-Rabat                          | -        | 27         | 27         | -        | 27         | 27         | -         | 22         | 22         |
| Ix-Xagħra                         | -        | 10         | 10         | -        | 11         | 11         | -         | 7          | 7          |
| Ix-Xewkija                        | -        | 4          | 4          | -        | 3          | 3          | -         | 5          | 5          |
| Iż-Żebbuġ                         | 1        | 10         | 11         | -        | 8          | 8          | -         | 14         | 14         |

Table 10.53b Social Assistance for Single Parents: regional analysis

|  |      | Southern | Northern Harbour | South Eastern | Western | Northern | Gozo and Comino | TOTAL          |
|--|------|----------|------------------|---------------|---------|----------|-----------------|----------------|
| Total Population                                   | 2016 | 80,664   | 143,773          | 69,187        | 60,131  | 74,336   | 32,206          | <b>460,297</b> |
|  | 2018 | 82,910   | 160,173          | 72,375        | 61,689  | 83,024   | 33,388          | <b>493,559</b> |
|  | 2020 | 84,901   | 171,606          | 74,831        | 62,927  | 87,272   | 34,563          | <b>516,100</b> |
| Total Beneficiaries                                | 2016 | 1,176    | 1,033            | 505           | 299     | 361      | 118             | <b>3,492</b>   |
|  | 2018 | 992      | 897              | 430           | 251     | 299      | 91              | <b>2,960</b>   |
|  | 2020 | 899      | 771              | 371           | 211     | 264      | 98              | <b>2,614</b>   |
| Total Expenditure (€'000s)                         | 2016 | 5,194    | 4,413            | 2,140         | 1,233   | 1,583    | 472             | <b>15,035</b>  |
|  | 2018 | 4,554    | 3,885            | 1,853         | 1,063   | 1,315    | 380             | <b>13,050</b>  |
|  | 2020 | 4,294    | 3,532            | 1,774         | 955     | 1,164    | 463             | <b>12,182</b>  |
| Actual Beneficiaries per 1,000 of Population       | 2016 | 14.6     | 7.2              | 7.3           | 5.0     | 4.9      | 3.7             | -              |
|  | 2018 | 12.0     | 5.6              | 5.9           | 4.1     | 3.6      | 2.7             | -              |
|  | 2020 | 10.6     | 4.5              | 5.0           | 3.4     | 3.0      | 2.8             | -              |
| Expected Beneficiaries (Based on National Average) | 2016 | 612      | 1,091            | 525           | 456     | 564      | 244             | -              |
|  | 2018 | 497      | 961              | 434           | 370     | 498      | 200             | -              |
|  | 2020 | 430      | 869              | 379           | 319     | 442      | 175             | -              |
| Ratio of Beneficiaries (Actual/Estimate)           | 2016 | 1.92     | 0.95             | 0.96          | 0.66    | 0.64     | 0.48            | -              |
|  | 2018 | 2.00     | 0.93             | 0.99          | 0.68    | 0.60     | 0.45            | -              |
|  | 2020 | 2.09     | 0.89             | 0.98          | 0.66    | 0.60     | 0.56            | -              |

Table 10.54a Unemployment Assistance

| Regions, districts and localities | 2016         |            |              | 2018         |            |              | 2020       |            |              |
|-----------------------------------|--------------|------------|--------------|--------------|------------|--------------|------------|------------|--------------|
|                                   | Males        | Females    | Total        | Males        | Females    | Total        | Males      | Females    | Total        |
| <b>MALTA</b>                      | <b>2,954</b> | <b>643</b> | <b>3,597</b> | <b>1,073</b> | <b>319</b> | <b>1,392</b> | <b>829</b> | <b>277</b> | <b>1,106</b> |
| <b>Malta</b>                      | <b>2,653</b> | <b>577</b> | <b>3,230</b> | <b>989</b>   | <b>295</b> | <b>1,284</b> | <b>775</b> | <b>254</b> | <b>1,029</b> |
| <b>Gozo and Comino</b>            | <b>301</b>   | <b>66</b>  | <b>367</b>   | <b>84</b>    | <b>24</b>  | <b>108</b>   | <b>54</b>  | <b>23</b>  | <b>77</b>    |
| <b>Southern Harbour</b>           | <b>949</b>   | <b>182</b> | <b>1,131</b> | <b>356</b>   | <b>96</b>  | <b>452</b>   | <b>244</b> | <b>78</b>  | <b>322</b>   |
| Bormla                            | 156          | 30         | 186          | 71           | 17         | 88           | 55         | 19         | 74           |
| Il-Fgura                          | 63           | 15         | 78           | 21           | 11         | 32           | 15         | 4          | 19           |
| Floriana                          | 37           | 3          | 40           | 14           | 3          | 17           | 7          | 2          | 9            |
| Hal Luqa                          | 37           | 1          | 38           | 13           | -          | 13           | 9          | -          | 9            |
| Hal Tarxien                       | 62           | 11         | 73           | 19           | 1          | 20           | 13         | 5          | 18           |
| Haż-Żabbar                        | 105          | 21         | 126          | 39           | 13         | 52           | 22         | 9          | 31           |
| Il-Kalkara                        | 24           | 6          | 30           | 9            | -          | 9            | 5          | 1          | 6            |
| Il-Marsa                          | 89           | 12         | 101          | 31           | 7          | 38           | 22         | 7          | 29           |
| Raħal Ġdid                        | 79           | 18         | 97           | 33           | 10         | 43           | 21         | 7          | 28           |
| Santa Luċija                      | 33           | 4          | 37           | 10           | 1          | 11           | 6          | 1          | 7            |
| L-Isla                            | 63           | 15         | 78           | 19           | 8          | 27           | 19         | 7          | 26           |
| Valletta                          | 139          | 35         | 174          | 55           | 17         | 72           | 36         | 13         | 49           |
| Il-Birgu                          | 46           | 6          | 52           | 17           | 5          | 22           | 11         | 2          | 13           |
| Ix-Xgħajra                        | 16           | 5          | 21           | 5            | 3          | 8            | 3          | 1          | 4            |
| <b>Northern Harbour</b>           | <b>803</b>   | <b>153</b> | <b>956</b>   | <b>318</b>   | <b>87</b>  | <b>405</b>   | <b>250</b> | <b>72</b>  | <b>322</b>   |
| Birkirkara                        | 150          | 30         | 180          | 52           | 17         | 69           | 33         | 13         | 46           |
| Il-Gżira                          | 59           | 14         | 73           | 30           | 10         | 40           | 28         | 8          | 36           |
| Hal Qormi                         | 146          | 20         | 166          | 55           | 11         | 66           | 41         | 7          | 48           |
| Il-Hamrun                         | 120          | 19         | 139          | 47           | 10         | 57           | 40         | 10         | 50           |
| L-Imsida                          | 74           | 19         | 93           | 25           | 10         | 35           | 22         | 11         | 33           |
| Pembroke                          | 10           | 3          | 13           | 5            | 2          | 7            | 3          | 2          | 5            |
| San Ġwann                         | 54           | 12         | 66           | 22           | 4          | 26           | 19         | 3          | 22           |
| Santa Venera                      | 45           | 8          | 53           | 17           | 5          | 22           | 17         | 1          | 18           |
| San Ġiljan                        | 28           | 8          | 36           | 14           | 7          | 21           | 11         | 5          | 16           |
| Is-Swieqi                         | 17           | 6          | 23           | 5            | 1          | 6            | 2          | 2          | 4            |
| Ta' Xbiex                         | 8            | 2          | 10           | 4            | 4          | 8            | 3          | 3          | 6            |
| Tal-Pietà                         | 41           | 3          | 44           | 15           | 2          | 17           | 9          | 3          | 12           |
| Tas-Sliema                        | 51           | 9          | 60           | 27           | 4          | 31           | 22         | 4          | 26           |
| <b>South Eastern</b>              | <b>413</b>   | <b>108</b> | <b>521</b>   | <b>141</b>   | <b>38</b>  | <b>179</b>   | <b>119</b> | <b>42</b>  | <b>161</b>   |
| Birżebbuġa                        | 91           | 22         | 113          | 44           | 10         | 54           | 30         | 7          | 37           |
| Il-Gudja                          | 8            | 1          | 9            | 2            | -          | 2            | 2          | 2          | 4            |
| Hal Ghaxaq                        | 27           | 8          | 35           | 7            | 5          | 12           | 10         | 3          | 13           |
| Hal Kirkop                        | 21           | 4          | 25           | 3            | 2          | 5            | 3          | 2          | 5            |
| Hal Safi                          | 11           | 4          | 15           | 7            | 2          | 9            | 3          | -          | 3            |
| Marsaskala                        | 72           | 26         | 98           | 26           | 7          | 33           | 25         | 9          | 34           |
| Marsaxlokk                        | 14           | 6          | 20           | 1            | 2          | 3            | 3          | -          | 3            |
| L-Imqabba                         | 16           | 2          | 18           | 8            | 1          | 9            | 6          | 2          | 8            |
| Il-Qrendi                         | 17           | 5          | 22           | 6            | 1          | 7            | 5          | 2          | 7            |
| Iż-Żejtun                         | 76           | 17         | 93           | 21           | 4          | 25           | 19         | 6          | 25           |
| Iż-Żurrieq                        | 60           | 13         | 73           | 16           | 4          | 20           | 13         | 9          | 22           |
| <b>Western</b>                    | <b>171</b>   | <b>40</b>  | <b>211</b>   | <b>54</b>    | <b>24</b>  | <b>78</b>    | <b>53</b>  | <b>19</b>  | <b>72</b>    |
| Had-Dingli                        | 10           | 1          | 11           | 4            | 1          | 5            | 4          | 1          | 5            |
| Hal Balzan                        | 13           | 1          | 14           | 6            | 1          | 7            | 4          | 1          | 5            |
| Hal Lija                          | 5            | -          | 5            | 1            | -          | 1            | 1          | -          | 1            |
| H'Attard                          | 12           | 3          | 15           | 4            | 5          | 9            | 6          | 3          | 9            |
| Haż-Zebbuġ                        | 52           | 10         | 62           | 13           | 2          | 15           | 8          | 4          | 12           |
| L-Iklin                           | 5            | -          | 5            | 3            | -          | 3            | 1          | -          | 1            |
| L-Imdina                          | 2            | -          | 2            | 1            | -          | 1            | 1          | -          | 1            |
| L-Imtarfa                         | 7            | 4          | 11           | 2            | 2          | 4            | 1          | 1          | 2            |
| Ir-Rabat                          | 42           | 11         | 53           | 9            | 9          | 18           | 15         | 7          | 22           |
| Is-Siġġiewi                       | 23           | 10         | 33           | 11           | 4          | 15           | 12         | 2          | 14           |

Table 10.54a continued

| Regions, districts and localities | 2016       |           |            | 2018       |           |            | 2020       |           |            |
|-----------------------------------|------------|-----------|------------|------------|-----------|------------|------------|-----------|------------|
|                                   | Males      | Females   | Total      | Males      | Females   | Total      | Males      | Females   | Total      |
| <b>Northern</b>                   | <b>317</b> | <b>94</b> | <b>411</b> | <b>120</b> | <b>50</b> | <b>170</b> | <b>109</b> | <b>43</b> | <b>152</b> |
| Hal Gharghur                      | 14         | 2         | 16         | 3          | 1         | 4          | 3          | 1         | 4          |
| Il-Mellieħa                       | 26         | 3         | 29         | 8          | 2         | 10         | 9          | 1         | 10         |
| L-Imġarr                          | 9          | 7         | 16         | 3          | 3         | 6          | 3          | 4         | 7          |
| Il-Mosta                          | 59         | 17        | 76         | 10         | 8         | 18         | 13         | 5         | 18         |
| In-Naxxar                         | 28         | 10        | 38         | 13         | 8         | 21         | 15         | 2         | 17         |
| San Pawl Il-Baħar                 | 181        | 55        | 236        | 83         | 28        | 111        | 66         | 30        | 96         |
| <b>Gozo and Comino</b>            | <b>301</b> | <b>66</b> | <b>367</b> | <b>84</b>  | <b>24</b> | <b>108</b> | <b>54</b>  | <b>23</b> | <b>77</b>  |
| Il-Fontana                        | 7          | 2         | 9          | -          | -         | -          | 1          | -         | 1          |
| Għajnsielem and Comino            | 33         | 6         | 39         | 11         | 2         | 13         | 8          | 4         | 12         |
| L-Għarb                           | 9          | 3         | 12         | 1          | -         | 1          | -          | -         | -          |
| L-Għasri                          | 3          | -         | 3          | -          | -         | -          | -          | -         | -          |
| Il-Munxar                         | 14         | 3         | 17         | 7          | 1         | 8          | 2          | 2         | 4          |
| In-Nadur                          | 38         | 4         | 42         | 14         | 1         | 15         | 7          | -         | 7          |
| Il-Qala                           | 16         | 4         | 20         | 2          | 3         | 5          | 4          | 2         | 6          |
| San Lawrenz                       | 3          | 1         | 4          | -          | -         | -          | -          | -         | -          |
| Ta' Kerċem                        | 15         | 1         | 16         | 4          | -         | 4          | 3          | -         | 3          |
| Ta' Sannat                        | 11         | 4         | 15         | 5          | 1         | 6          | 2          | 1         | 3          |
| Ir-Rabat                          | 42         | 11        | 53         | 12         | 6         | 18         | 8          | 6         | 14         |
| Ix-Xgħra                          | 35         | 4         | 39         | 7          | 1         | 8          | 6          | 1         | 7          |
| Ix-Xewkija                        | 32         | 9         | 41         | 5          | -         | 5          | -          | -         | -          |
| Iż-Żebbuġ                         | 43         | 14        | 57         | 16         | 9         | 25         | 13         | 7         | 20         |

Table 10.54b Unemployment Assistance: regional analysis

|  |      | Southern | Northern Harbour | South Eastern | Western | Northern | Gozo and Comino | TOTAL          |
|--|------|----------|------------------|---------------|---------|----------|-----------------|----------------|
| Total Population                                   | 2016 | 80,664   | 143,773          | 69,187        | 60,131  | 74,336   | 32,206          | <b>460,297</b> |
|  | 2018 | 82,910   | 160,173          | 72,375        | 61,689  | 83,024   | 33,388          | <b>493,559</b> |
|  | 2020 | 84,901   | 171,606          | 74,831        | 62,927  | 87,272   | 34,563          | <b>516,100</b> |
| Total Beneficiaries                                | 2016 | 1,131    | 956              | 521           | 211     | 411      | 367             | <b>3,597</b>   |
|  | 2018 | 452      | 405              | 179           | 78      | 170      | 108             | <b>1,392</b>   |
|  | 2020 | 322      | 322              | 161           | 72      | 152      | 77              | <b>1,106</b>   |
| Total Expenditure (€'000s)                         | 2016 | 3,393    | 2,800            | 1,487         | 569     | 1,168    | 1,034           | <b>10,452</b>  |
|  | 2018 | 1,494    | 1,351            | 629           | 255     | 586      | 401             | <b>4,717</b>   |
|  | 2020 | 1,137    | 1,057            | 473           | 232     | 512      | 232             | <b>3,644</b>   |
| Actual Beneficiaries per 1,000 of Population       | 2016 | 14.0     | 6.6              | 7.5           | 3.5     | 5.5      | 11.4            | -              |
|  | 2018 | 5.5      | 2.5              | 2.5           | 1.3     | 2.0      | 3.2             | -              |
|  | 2020 | 3.8      | 1.9              | 2.2           | 1.1     | 1.7      | 2.2             | -              |
| Expected Beneficiaries (Based on National Average) | 2016 | 630      | 1,124            | 541           | 470     | 581      | 252             | -              |
|  | 2018 | 234      | 452              | 204           | 174     | 234      | 94              | -              |
|  | 2020 | 182      | 368              | 160           | 135     | 187      | 74              | -              |
| Ratio of Beneficiaries (Actual/Estimate)           | 2016 | 1.79     | 0.85             | 0.96          | 0.45    | 0.71     | 1.46            | -              |
|  | 2018 | 1.93     | 0.90             | 0.88          | 0.45    | 0.73     | 1.15            | -              |
|  | 2020 | 1.77     | 0.88             | 1.00          | 0.53    | 0.81     | 1.04            | -              |

Table 10.55a Unemployment Assistance Tapering

| Regions, districts and localities | 2016       |              |              | 2018       |              |              | 2020       |              |              |
|-----------------------------------|------------|--------------|--------------|------------|--------------|--------------|------------|--------------|--------------|
|                                   | Males      | Females      | Total        | Males      | Females      | Total        | Males      | Females      | Total        |
| <b>MALTA</b>                      | <b>988</b> | <b>2,070</b> | <b>3,058</b> | <b>892</b> | <b>2,581</b> | <b>3,473</b> | <b>358</b> | <b>1,652</b> | <b>2,010</b> |
| Malta                             | 935        | 1,990        | 2,925        | 836        | 2,460        | 3,296        | 331        | 1,574        | 1,905        |
| Gozo and Comino                   | 53         | 80           | 133          | 56         | 121          | 177          | 27         | 78           | 105          |
| <b>Southern Harbour</b>           | <b>323</b> | <b>617</b>   | <b>940</b>   | <b>293</b> | <b>796</b>   | <b>1,089</b> | <b>110</b> | <b>492</b>   | <b>602</b>   |
| Bormla                            | 46         | 68           | 114          | 43         | 84           | 127          | 24         | 67           | 91           |
| Il-Fgura                          | 36         | 87           | 123          | 32         | 111          | 143          | 13         | 49           | 62           |
| Floriana                          | 10         | 9            | 19           | 9          | 20           | 29           | 1          | 22           | 23           |
| Hal Luqa                          | 15         | 26           | 41           | 9          | 27           | 36           | 4          | 16           | 20           |
| Hal Tarxien                       | 19         | 59           | 78           | 18         | 77           | 95           | 7          | 41           | 48           |
| Haż-Żabbar                        | 46         | 97           | 143          | 38         | 122          | 160          | 10         | 82           | 92           |
| Il-Kalkara                        | 10         | 23           | 33           | 10         | 31           | 41           | 6          | 15           | 21           |
| Il-Marsa                          | 25         | 37           | 62           | 27         | 43           | 70           | 7          | 27           | 34           |
| Raħal Ġdid                        | 22         | 57           | 79           | 20         | 83           | 103          | 10         | 46           | 56           |
| Santa Luċija                      | 11         | 30           | 41           | 10         | 33           | 43           | 2          | 18           | 20           |
| L-Isla                            | 22         | 28           | 50           | 13         | 37           | 50           | 4          | 27           | 31           |
| Valletta                          | 39         | 60           | 99           | 45         | 70           | 115          | 17         | 48           | 65           |
| Il-Birgu                          | 13         | 20           | 33           | 15         | 29           | 44           | 5          | 17           | 22           |
| Ix-Xghajra                        | 9          | 16           | 25           | 4          | 29           | 33           | -          | 17           | 17           |
| <b>Northern Harbour</b>           | <b>293</b> | <b>576</b>   | <b>869</b>   | <b>257</b> | <b>697</b>   | <b>954</b>   | <b>100</b> | <b>435</b>   | <b>535</b>   |
| Birkirkara                        | 77         | 132          | 209          | 64         | 158          | 222          | 20         | 98           | 118          |
| Il-Gżira                          | 14         | 27           | 41           | 16         | 32           | 48           | 6          | 15           | 21           |
| Hal Qormi                         | 50         | 90           | 140          | 41         | 125          | 166          | 19         | 98           | 117          |
| Il-Hamrun                         | 47         | 71           | 118          | 43         | 82           | 125          | 19         | 52           | 71           |
| L-Imsida                          | 23         | 39           | 62           | 20         | 54           | 74           | 7          | 28           | 35           |
| Pembroke                          | 1          | 21           | 22           | 3          | 25           | 28           | 3          | 21           | 24           |
| San Ġwann                         | 23         | 59           | 82           | 17         | 56           | 73           | 4          | 28           | 32           |
| Santa Venera                      | 22         | 43           | 65           | 19         | 58           | 77           | 8          | 35           | 43           |
| San Ġiljan                        | 9          | 27           | 36           | 9          | 28           | 37           | 4          | 16           | 20           |
| Is-Swieqi                         | 2          | 11           | 13           | 3          | 18           | 21           | 2          | 10           | 12           |
| Ta' Xbiex                         | 1          | 4            | 5            | -          | 4            | 4            | -          | 2            | 2            |
| Tal-Pietà                         | 10         | 26           | 36           | 10         | 32           | 42           | 5          | 23           | 28           |
| Tas-Sliema                        | 14         | 26           | 40           | 12         | 25           | 37           | 3          | 9            | 12           |
| <b>South Eastern</b>              | <b>164</b> | <b>326</b>   | <b>490</b>   | <b>150</b> | <b>406</b>   | <b>556</b>   | <b>66</b>  | <b>277</b>   | <b>343</b>   |
| Birżebbuġa                        | 31         | 54           | 85           | 24         | 80           | 104          | 13         | 53           | 66           |
| Il-Gudja                          | 1          | 5            | 6            | -          | 11           | 11           | -          | 7            | 7            |
| Hal Ghaxaq                        | 19         | 26           | 45           | 15         | 29           | 44           | -          | 18           | 18           |
| Hal Kirkop                        | 7          | 14           | 21           | 9          | 13           | 22           | 2          | 11           | 13           |
| Hal Safi                          | 5          | 11           | 16           | 5          | 14           | 19           | 3          | 17           | 20           |
| Marsaskala                        | 31         | 68           | 99           | 32         | 84           | 116          | 14         | 47           | 61           |
| Marsaxlokk                        | 4          | 13           | 17           | 1          | 15           | 16           | -          | 9            | 9            |
| L-Imqabba                         | 10         | 10           | 20           | 7          | 14           | 21           | 2          | 7            | 9            |
| Il-Qrendi                         | 7          | 10           | 17           | 6          | 17           | 23           | 5          | 12           | 17           |
| Iż-Żejtun                         | 26         | 68           | 94           | 30         | 67           | 97           | 19         | 50           | 69           |
| Iż-Żurrieq                        | 23         | 47           | 70           | 21         | 62           | 83           | 8          | 46           | 54           |
| <b>Western</b>                    | <b>65</b>  | <b>208</b>   | <b>273</b>   | <b>62</b>  | <b>246</b>   | <b>308</b>   | <b>22</b>  | <b>156</b>   | <b>178</b>   |
| Had-Dingli                        | 3          | 6            | 9            | 4          | 10           | 14           | 2          | 2            | 4            |
| Hal Balzan                        | -          | 11           | 11           | 1          | 7            | 8            | 1          | 6            | 7            |
| Hal Lija                          | 2          | 5            | 7            | 2          | 10           | 12           | 1          | 3            | 4            |
| H'Attard                          | 5          | 28           | 33           | 4          | 27           | 31           | 2          | 10           | 12           |
| Haż-Zebbuġ                        | 28         | 58           | 86           | 16         | 65           | 81           | 4          | 56           | 60           |
| L-Iklin                           | 2          | 9            | 11           | 3          | 9            | 12           | 1          | 7            | 8            |
| L-Imdina                          | -          | -            | -            | -          | -            | -            | -          | -            | -            |
| L-Imtarfa                         | 1          | 20           | 21           | 5          | 23           | 28           | 3          | 13           | 16           |
| Ir-Rabat                          | 11         | 35           | 46           | 14         | 47           | 61           | 3          | 33           | 36           |
| Is-Siġġiewi                       | 13         | 36           | 49           | 13         | 48           | 61           | 5          | 26           | 31           |

Table 10.55a continued

| Regions, districts and localities | 2016      |            |            | 2018      |            |            | 2020      |            |            |
|-----------------------------------|-----------|------------|------------|-----------|------------|------------|-----------|------------|------------|
|                                   | Males     | Females    | Total      | Males     | Females    | Total      | Males     | Females    | Total      |
| <b>Northern</b>                   | <b>90</b> | <b>263</b> | <b>353</b> | <b>74</b> | <b>315</b> | <b>389</b> | <b>33</b> | <b>214</b> | <b>247</b> |
| Hal Gharghur                      | 7         | 6          | 13         | 4         | 11         | 15         | 1         | 9          | 10         |
| Il-Mellieħa                       | 7         | 23         | 30         | 3         | 24         | 27         | 2         | 24         | 26         |
| L-Imġarr                          | 1         | 17         | 18         | 2         | 21         | 23         | 3         | 13         | 16         |
| Il-Mosta                          | 23        | 68         | 91         | 13        | 74         | 87         | 4         | 40         | 44         |
| In-Naxxar                         | 14        | 38         | 52         | 12        | 46         | 58         | 3         | 28         | 31         |
| San Pawl Il-Baħar                 | 38        | 111        | 149        | 40        | 139        | 179        | 20        | 100        | 120        |
| <b>Gozo and Comino</b>            | <b>53</b> | <b>80</b>  | <b>133</b> | <b>56</b> | <b>121</b> | <b>177</b> | <b>27</b> | <b>78</b>  | <b>105</b> |
| Il-Fontana                        | 4         | 4          | 8          | 2         | 5          | 7          | -         | 2          | 2          |
| Għajnsielem and Comino            | 3         | 3          | 6          | 4         | 7          | 11         | -         | 8          | 8          |
| L-Għarb                           | 3         | 4          | 7          | 2         | 6          | 8          | 1         | 5          | 6          |
| L-Għasri                          | 2         | -          | 2          | 1         | 1          | 2          | -         | -          | -          |
| Il-Munxar                         | 2         | 3          | 5          | 1         | 5          | 6          | 2         | 4          | 6          |
| In-Nadur                          | 8         | 9          | 17         | 7         | 17         | 24         | 2         | 6          | 8          |
| Il-Qala                           | 1         | 3          | 4          | 2         | 8          | 10         | 1         | 9          | 10         |
| San Lawrenz                       | 1         | 1          | 2          | 1         | 2          | 3          | 1         | 1          | 2          |
| Ta' Kerċem                        | 2         | 3          | 5          | 1         | 5          | 6          | 1         | 4          | 5          |
| Ta' Sannat                        | 7         | 7          | 14         | 3         | 10         | 13         | 1         | 4          | 5          |
| Ir-Rabat                          | 6         | 19         | 25         | 3         | 28         | 31         | 4         | 14         | 18         |
| Ix-Xagħra                         | 6         | 12         | 18         | 10        | 15         | 25         | 5         | 9          | 14         |
| Ix-Xewkija                        | 1         | 5          | 6          | 4         | 5          | 9          | 2         | 5          | 7          |
| Iż-Żebbuġ                         | 7         | 7          | 14         | 15        | 7          | 22         | 7         | 7          | 14         |

Table 10.55b Unemployment Assistance Tapering: regional analysis

|  |      | Southern | Northern Harbour | South Eastern | Western | Northern | Gozo and Comino | TOTAL          |
|--|------|----------|------------------|---------------|---------|----------|-----------------|----------------|
| Total Population                                   | 2016 | 80,664   | 143,773          | 69,187        | 60,131  | 74,336   | 32,206          | <b>460,297</b> |
|  | 2018 | 82,910   | 160,173          | 72,375        | 61,689  | 83,024   | 33,388          | <b>493,559</b> |
|  | 2020 | 84,901   | 171,606          | 74,831        | 62,927  | 87,272   | 34,563          | <b>516,100</b> |
| Total Beneficiaries                                | 2016 | 940      | 869              | 490           | 273     | 353      | 133             | <b>3,058</b>   |
|  | 2018 | 1,089    | 954              | 556           | 308     | 389      | 177             | <b>3,473</b>   |
|  | 2020 | 602      | 535              | 343           | 178     | 247      | 105             | <b>2,010</b>   |
| Total Expenditure (€'000s)                         | 2016 | 1,959    | 1,862            | 1,065         | 570     | 767      | 300             | <b>6,522</b>   |
|  | 2018 | 1,729    | 1,471            | 877           | 453     | 653      | 306             | <b>5,490</b>   |
|  | 2020 | 930      | 864              | 562           | 282     | 397      | 142             | <b>3,179</b>   |
| Actual Beneficiaries per 1,000 of Population       | 2016 | 11.7     | 6.0              | 7.1           | 4.5     | 4.7      | 4.1             | -              |
|  | 2018 | 13.1     | 6.0              | 7.7           | 5.0     | 4.7      | 5.3             | -              |
|  | 2020 | 7.1      | 3.1              | 4.6           | 2.8     | 2.8      | 3.0             | -              |
| Expected Beneficiaries (Based on National Average) | 2016 | 536      | 955              | 460           | 399     | 494      | 214             | -              |
|  | 2018 | 583      | 1,127            | 509           | 434     | 584      | 235             | -              |
|  | 2020 | 331      | 668              | 291           | 245     | 340      | 135             | -              |
| Ratio of Beneficiaries (Actual/Estimate)           | 2016 | 1.75     | 0.91             | 1.07          | 0.68    | 0.71     | 0.62            | -              |
|  | 2018 | 1.87     | 0.85             | 1.09          | 0.71    | 0.67     | 0.75            | -              |
|  | 2020 | 1.82     | 0.80             | 1.18          | 0.73    | 0.73     | 0.78            | -              |

Table 10.56a Subsidiary Unemployment Assistance

| Regions, districts and localities | 2016         |            |              | 2018         |            |              | 2020         |            |              |
|-----------------------------------|--------------|------------|--------------|--------------|------------|--------------|--------------|------------|--------------|
|                                   | Males        | Females    | Total        | Males        | Females    | Total        | Males        | Females    | Total        |
| <b>MALTA</b>                      | <b>2,043</b> | <b>267</b> | <b>2,310</b> | <b>1,452</b> | <b>208</b> | <b>1,660</b> | <b>1,078</b> | <b>159</b> | <b>1,237</b> |
| Malta                             | 1,886        | 255        | 2,141        | 1,337        | 202        | 1,539        | 990          | 155        | 1,145        |
| Gozo and Comino                   | 157          | 12         | 169          | 115          | 6          | 121          | 88           | 4          | 92           |
| <b>Southern Harbour</b>           | <b>487</b>   | <b>58</b>  | <b>545</b>   | <b>348</b>   | <b>46</b>  | <b>394</b>   | <b>291</b>   | <b>43</b>  | <b>334</b>   |
| Bormla                            | 9            | -          | 9            | 10           | -          | 10           | 7            | -          | 7            |
| Il-Fgura                          | 96           | 18         | 114          | 50           | 8          | 58           | 38           | 8          | 46           |
| Floriana                          | 10           | 3          | 13           | 7            | 1          | 8            | 3            | 2          | 5            |
| Hal Luqa                          | 50           | 9          | 59           | 37           | 6          | 43           | 31           | 5          | 36           |
| Hal Tarxien                       | 22           | 1          | 23           | 14           | -          | 14           | 19           | 1          | 20           |
| Haż-Zabbar                        | 24           | 2          | 26           | 14           | -          | 14           | 15           | 2          | 17           |
| Il-Kalkara                        | 1            | -          | 1            | 1            | 1          | 2            | 1            | 1          | 2            |
| Il-Marsa                          | 172          | 11         | 183          | 125          | 16         | 141          | 96           | 14         | 110          |
| Raħal Ġdid                        | 96           | 9          | 105          | 86           | 7          | 93           | 76           | 7          | 83           |
| Santa Luċija                      | -            | -          | -            | -            | -          | -            | 2            | -          | 2            |
| L-Isla                            | -            | 1          | 1            | -            | -          | -            | -            | -          | -            |
| Valletta                          | 5            | 3          | 8            | 3            | 5          | 8            | 2            | 3          | 5            |
| Il-Birgu                          | 1            | -          | 1            | 1            | -          | 1            | 1            | -          | 1            |
| Ix-Xghajra                        | 1            | 1          | 2            | -            | 2          | 2            | -            | -          | -            |
| <b>Northern Harbour</b>           | <b>754</b>   | <b>107</b> | <b>861</b>   | <b>581</b>   | <b>88</b>  | <b>669</b>   | <b>419</b>   | <b>63</b>  | <b>482</b>   |
| Birkirkara                        | 104          | 17         | 121          | 86           | 13         | 99           | 55           | 5          | 60           |
| Il-Gżira                          | 113          | 8          | 121          | 63           | 3          | 66           | 52           | 4          | 56           |
| Hal Qormi                         | 46           | 11         | 57           | 55           | 11         | 66           | 40           | 9          | 49           |
| Il-Hamrun                         | 137          | 12         | 149          | 116          | 17         | 133          | 73           | 14         | 87           |
| L-Imsida                          | 148          | 27         | 175          | 81           | 15         | 96           | 64           | 7          | 71           |
| Pembroke                          | 1            | 1          | 2            | -            | -          | -            | -            | -          | -            |
| San Ġwann                         | 30           | 3          | 33           | 22           | 1          | 23           | 18           | 2          | 20           |
| Santa Venera                      | 11           | 5          | 16           | 19           | 9          | 28           | 15           | 7          | 22           |
| San Ġiljan                        | 28           | 6          | 34           | 19           | 2          | 21           | 14           | 1          | 15           |
| Is-Swieqi                         | 37           | -          | 37           | 25           | -          | 25           | 11           | -          | 11           |
| Ta' Xbiex                         | 15           | 3          | 18           | 11           | 1          | 12           | 5            | 2          | 7            |
| Tal-Pietà                         | 34           | 11         | 45           | 36           | 9          | 45           | 29           | 3          | 32           |
| Tas-Sliema                        | 50           | 3          | 53           | 48           | 7          | 55           | 43           | 9          | 52           |
| <b>South Eastern</b>              | <b>326</b>   | <b>50</b>  | <b>376</b>   | <b>195</b>   | <b>37</b>  | <b>232</b>   | <b>132</b>   | <b>26</b>  | <b>158</b>   |
| Birżebbuġa                        | 126          | 29         | 155          | 80           | 14         | 94           | 54           | 7          | 61           |
| Il-Gudja                          | 18           | 2          | 20           | 9            | 3          | 12           | 2            | 2          | 4            |
| Hal Ghaxaq                        | 3            | 1          | 4            | 3            | 2          | 5            | 6            | 1          | 7            |
| Hal Kirkop                        | 6            | -          | 6            | 2            | -          | 2            | 2            | -          | 2            |
| Hal Safi                          | 21           | 1          | 22           | 14           | -          | 14           | 9            | -          | 9            |
| Marsaskala                        | 102          | 10         | 112          | 54           | 12         | 66           | 44           | 13         | 57           |
| Marsaxlokk                        | 17           | 1          | 18           | 9            | 1          | 10           | 5            | -          | 5            |
| L-Imqabba                         | -            | -          | -            | 1            | -          | 1            | 1            | -          | 1            |
| Il-Qrendi                         | 1            | -          | 1            | 1            | -          | 1            | -            | -          | -            |
| Iż-Zejtun                         | 13           | 4          | 17           | 14           | 4          | 18           | 1            | 3          | 4            |
| Iż-Żurrieq                        | 19           | 2          | 21           | 8            | 1          | 9            | 8            | -          | 8            |
| <b>Western</b>                    | <b>64</b>    | <b>5</b>   | <b>69</b>    | <b>45</b>    | <b>1</b>   | <b>46</b>    | <b>31</b>    | <b>1</b>   | <b>32</b>    |
| Had-Dingli                        | -            | -          | -            | -            | -          | -            | -            | -          | -            |
| Hal Balzan                        | 3            | 2          | 5            | 1            | 1          | 2            | 3            | -          | 3            |
| Hal Lija                          | -            | -          | -            | 1            | -          | 1            | -            | -          | -            |
| H'Attard                          | 2            | -          | 2            | 4            | -          | 4            | 5            | -          | 5            |
| Haż-Zebbuġ                        | 40           | 2          | 42           | 25           | -          | 25           | 19           | 1          | 20           |
| L-Iklin                           | 1            | -          | 1            | 1            | -          | 1            | -            | -          | -            |
| L-Imdina                          | -            | -          | -            | -            | -          | -            | -            | -          | -            |
| L-Imtarfa                         | 1            | -          | 1            | -            | -          | -            | -            | -          | -            |
| Ir-Rabat                          | 11           | 1          | 12           | 8            | -          | 8            | 3            | -          | 3            |
| Is-Siġġiewi                       | 6            | -          | 6            | 5            | -          | 5            | 1            | -          | 1            |

Table 10.56a continued

| Regions, districts and localities | 2016       |           |            | 2018       |           |            | 2020       |           |            |
|-----------------------------------|------------|-----------|------------|------------|-----------|------------|------------|-----------|------------|
|                                   | Males      | Females   | Total      | Males      | Females   | Total      | Males      | Females   | Total      |
| <b>Northern</b>                   | <b>255</b> | <b>35</b> | <b>290</b> | <b>168</b> | <b>30</b> | <b>198</b> | <b>117</b> | <b>22</b> | <b>139</b> |
| Hal Gharghur                      | 3          | -         | 3          | 1          | -         | 1          | -          | 1         | 1          |
| Il-Mellieħa                       | 11         | 3         | 14         | 7          | 1         | 8          | 3          | -         | 3          |
| L-Imġarr                          | 1          | 1         | 2          | 2          | -         | 2          | -          | 1         | 1          |
| Il-Mosta                          | 25         | 1         | 26         | 18         | -         | 18         | 15         | 1         | 16         |
| In-Naxxar                         | 12         | 2         | 14         | 5          | 4         | 9          | 2          | 2         | 4          |
| San Pawl Il-Baħar                 | 203        | 28        | 231        | 135        | 25        | 160        | 97         | 17        | 114        |
| <b>Gozo and Comino</b>            | <b>157</b> | <b>12</b> | <b>169</b> | <b>115</b> | <b>6</b>  | <b>121</b> | <b>88</b>  | <b>4</b>  | <b>92</b>  |
| Il-Fontana                        | 6          | -         | 6          | 3          | -         | 3          | 2          | -         | 2          |
| Għajnsielem                       | -          | 1         | 1          | 2          | 1         | 3          | 1          | 2         | 3          |
| L-Għarb                           | -          | -         | -          | -          | -         | -          | -          | -         | -          |
| L-Għasri                          | 5          | -         | 5          | 6          | -         | 6          | 5          | -         | 5          |
| Il-Munxar                         | 19         | 2         | 21         | 13         | -         | 13         | 9          | -         | 9          |
| In-Nadur                          | 2          | -         | 2          | -          | -         | -          | -          | -         | -          |
| Il-Qala                           | -          | -         | -          | -          | -         | -          | 1          | -         | 1          |
| San Lawrenz                       | -          | -         | -          | -          | -         | -          | -          | -         | -          |
| Ta' Kerċem                        | 4          | -         | 4          | 1          | -         | 1          | -          | -         | -          |
| Ta' Sannat                        | 13         | -         | 13         | 7          | -         | 7          | 4          | -         | 4          |
| Ir-Rabat                          | 22         | 2         | 24         | 14         | 2         | 16         | 10         | 1         | 11         |
| Ix-Xagħra                         | 3          | -         | 3          | 3          | -         | 3          | 3          | -         | 3          |
| Ix-Xewkija                        | 28         | 4         | 32         | 18         | 2         | 20         | 15         | -         | 15         |
| Iż-Żebbuġ                         | 55         | 3         | 58         | 48         | 1         | 49         | 38         | 1         | 39         |

Table 10.56b Subsidiary Unemployment Assistance: regional analysis

|  |      | Southern | Northern Harbour | South Eastern | Western | Northern | Gozo and Comino | TOTAL   |
|--|------|----------|------------------|---------------|---------|----------|-----------------|---------|
| Total Population                                   | 2016 | 80,664   | 143,773          | 69,187        | 60,131  | 74,336   | 32,206          | 460,297 |
|  | 2018 | 82,910   | 160,173          | 72,375        | 61,689  | 83,024   | 33,388          | 493,559 |
|  | 2020 | 84,901   | 171,606          | 74,831        | 62,927  | 87,272   | 34,563          | 516,100 |
| Total Beneficiaries                                | 2016 | 545      | 861              | 376           | 69      | 290      | 169             | 2,310   |
|  | 2018 | 394      | 669              | 232           | 46      | 198      | 121             | 1,660   |
|  | 2020 | 334      | 482              | 158           | 32      | 139      | 92              | 1,237   |
| Total Expenditure (€'000s)                         | 2016 | 1,551    | 2,429            | 1,043         | 220     | 851      | 506             | 6,600   |
|  | 2018 | 1,271    | 2,174            | 773           | 169     | 672      | 366             | 5,425   |
|  | 2020 | 1,235    | 1,823            | 550           | 131     | 519      | 342             | 4,599   |
| Actual Beneficiaries per 1,000 of Population       | 2016 | 6.8      | 6.0              | 5.4           | 1.1     | 3.9      | 5.2             | -       |
|  | 2018 | 4.8      | 4.2              | 3.2           | 0.7     | 2.4      | 3.6             | -       |
|  | 2020 | 3.9      | 2.8              | 2.1           | 0.5     | 1.6      | 2.7             | -       |
| Expected Beneficiaries (Based on National Average) | 2016 | 405      | 722              | 347           | 302     | 373      | 162             | -       |
|  | 2018 | 279      | 539              | 243           | 207     | 279      | 112             | -       |
|  | 2020 | 203      | 411              | 179           | 151     | 209      | 83              | -       |
| Ratio of Beneficiaries (Actual/Estimate)           | 2016 | 1.35     | 1.19             | 1.08          | 0.23    | 0.78     | 1.05            | -       |
|  | 2018 | 1.41     | 1.24             | 0.95          | 0.22    | 0.71     | 1.08            | -       |
|  | 2020 | 1.64     | 1.17             | 0.88          | 0.21    | 0.66     | 1.11            | -       |

Table 10.57a Age Pension

| Regions, districts and localities | 2016         |              |              | 2018         |              |              | 2020         |              |              |
|-----------------------------------|--------------|--------------|--------------|--------------|--------------|--------------|--------------|--------------|--------------|
|                                   | Males        | Females      | Total        | Males        | Females      | Total        | Males        | Females      | Total        |
| <b>MALTA</b>                      | <b>1,353</b> | <b>3,975</b> | <b>5,328</b> | <b>1,249</b> | <b>3,834</b> | <b>5,083</b> | <b>1,199</b> | <b>3,710</b> | <b>4,909</b> |
| <b>Malta</b>                      | <b>1,211</b> | <b>3,512</b> | <b>4,723</b> | <b>1,120</b> | <b>3,405</b> | <b>4,525</b> | <b>1,082</b> | <b>3,320</b> | <b>4,402</b> |
| <b>Gozo and Comino</b>            | <b>142</b>   | <b>463</b>   | <b>605</b>   | <b>129</b>   | <b>429</b>   | <b>558</b>   | <b>117</b>   | <b>390</b>   | <b>507</b>   |
| <b>Southern Harbour</b>           | <b>376</b>   | <b>1,114</b> | <b>1,490</b> | <b>351</b>   | <b>1,094</b> | <b>1,445</b> | <b>324</b>   | <b>1,059</b> | <b>1,383</b> |
| Bormla                            | 41           | 120          | 161          | 35           | 120          | 155          | 37           | 122          | 159          |
| Il-Fgura                          | 22           | 75           | 97           | 16           | 88           | 104          | 15           | 89           | 104          |
| Floriana                          | 10           | 57           | 67           | 12           | 50           | 62           | 13           | 52           | 65           |
| Hal Luqa                          | 31           | 105          | 136          | 26           | 96           | 122          | 20           | 70           | 90           |
| Hal Tarxien                       | 17           | 56           | 73           | 19           | 58           | 77           | 15           | 61           | 76           |
| Haż-Żabbar                        | 54           | 123          | 177          | 46           | 120          | 166          | 44           | 115          | 159          |
| Il-Kalkara                        | 6            | 22           | 28           | 5            | 23           | 28           | 6            | 26           | 32           |
| Il-Marsa                          | 42           | 122          | 164          | 43           | 102          | 145          | 37           | 96           | 133          |
| Raħal Ġdid                        | 31           | 114          | 145          | 34           | 114          | 148          | 29           | 111          | 140          |
| Santa Luċija                      | 13           | 28           | 41           | 12           | 29           | 41           | 14           | 36           | 50           |
| L-Isla                            | 25           | 55           | 80           | 26           | 52           | 78           | 22           | 50           | 72           |
| Valletta                          | 69           | 189          | 258          | 62           | 186          | 248          | 50           | 175          | 225          |
| Il-Birgu                          | 10           | 41           | 51           | 10           | 48           | 58           | 15           | 47           | 62           |
| Ix-Xghajra                        | 5            | 7            | 12           | 5            | 8            | 13           | 7            | 9            | 16           |
| <b>Northern Harbour</b>           | <b>407</b>   | <b>1,228</b> | <b>1,635</b> | <b>384</b>   | <b>1,204</b> | <b>1,588</b> | <b>379</b>   | <b>1,210</b> | <b>1,589</b> |
| Birkirkara                        | 68           | 203          | 271          | 62           | 202          | 264          | 64           | 215          | 279          |
| Il-Gżira                          | 38           | 95           | 133          | 33           | 99           | 132          | 30           | 93           | 123          |
| Hal Qormi                         | 50           | 214          | 264          | 62           | 214          | 276          | 57           | 204          | 261          |
| Il-Hamrun                         | 73           | 188          | 261          | 70           | 183          | 253          | 72           | 179          | 251          |
| L-Imsida                          | 24           | 97           | 121          | 22           | 86           | 108          | 22           | 87           | 109          |
| Pembroke                          | 3            | 18           | 21           | 3            | 21           | 24           | 3            | 21           | 24           |
| San Ġwann                         | 30           | 66           | 96           | 25           | 63           | 88           | 31           | 79           | 110          |
| Santa Venera                      | 25           | 77           | 102          | 22           | 74           | 96           | 23           | 69           | 92           |
| San Ġiljan                        | 22           | 68           | 90           | 17           | 69           | 86           | 17           | 73           | 90           |
| Is-Swieqi                         | 13           | 22           | 35           | 12           | 23           | 35           | 36           | 21           | 57           |
| Ta' Xbiex                         | 6            | 16           | 22           | 5            | 17           | 22           | 5            | 16           | 21           |
| Tal-Pietà                         | 18           | 53           | 71           | 11           | 49           | 60           | 8            | 47           | 55           |
| Tas-Sliema                        | 37           | 111          | 148          | 40           | 104          | 144          | 11           | 106          | 117          |
| <b>South Eastern</b>              | <b>159</b>   | <b>473</b>   | <b>632</b>   | <b>138</b>   | <b>449</b>   | <b>587</b>   | <b>136</b>   | <b>417</b>   | <b>553</b>   |
| Birżebbuġa                        | 25           | 71           | 96           | 20           | 72           | 92           | 17           | 69           | 86           |
| Il-Gudja                          | 8            | 19           | 27           | 7            | 16           | 23           | 8            | 14           | 22           |
| Hal Ghaxaq                        | 10           | 31           | 41           | 9            | 29           | 38           | 8            | 27           | 35           |
| Hal Kirkop                        | 3            | 15           | 18           | 7            | 16           | 23           | 7            | 16           | 23           |
| Hal Safi                          | 1            | 9            | 10           | -            | 9            | 9            | 1            | 10           | 11           |
| Marsaskala                        | 30           | 52           | 82           | 23           | 48           | 71           | 25           | 53           | 78           |
| Marsaxlokk                        | 7            | 23           | 30           | 7            | 19           | 26           | 6            | 20           | 26           |
| L-Imqabba                         | 6            | 29           | 35           | 5            | 26           | 31           | 8            | 20           | 28           |
| Il-Qrendi                         | 5            | 12           | 17           | 4            | 11           | 15           | 4            | 9            | 13           |
| Iż-Żejtun                         | 36           | 123          | 159          | 31           | 119          | 150          | 29           | 100          | 129          |
| Iż-Żurrieq                        | 28           | 89           | 117          | 25           | 84           | 109          | 23           | 79           | 102          |
| <b>Western</b>                    | <b>125</b>   | <b>376</b>   | <b>501</b>   | <b>114</b>   | <b>343</b>   | <b>457</b>   | <b>102</b>   | <b>306</b>   | <b>408</b>   |
| Had-Dingli                        | 4            | 12           | 16           | 4            | 12           | 16           | 5            | 9            | 14           |
| Hal Balzan                        | 5            | 21           | 26           | 3            | 14           | 17           | 4            | 11           | 15           |
| Hal Lija                          | 7            | 21           | 28           | 4            | 19           | 23           | 4            | 15           | 19           |
| H'Attard                          | 15           | 49           | 64           | 7            | 34           | 41           | 7            | 25           | 32           |
| Haż-Zebbuġ                        | 30           | 86           | 116          | 32           | 87           | 119          | 26           | 81           | 107          |
| L-Iklin                           | 4            | 8            | 12           | 4            | 10           | 14           | 3            | 11           | 14           |
| L-Imdina                          | -            | -            | -            | 1            | 1            | 2            | 1            | -            | 1            |
| L-Imtarfa                         | 3            | 11           | 14           | 1            | 17           | 18           | 3            | 17           | 20           |
| Ir-Rabat                          | 40           | 115          | 155          | 39           | 101          | 140          | 33           | 90           | 123          |
| Is-Siġġiewi                       | 17           | 53           | 70           | 19           | 48           | 67           | 16           | 47           | 63           |

Table 10.57a continued

| Regions, districts and localities | 2016       |            |            | 2018       |            |            | 2020       |            |            |
|-----------------------------------|------------|------------|------------|------------|------------|------------|------------|------------|------------|
|                                   | Males      | Females    | Total      | Males      | Females    | Total      | Males      | Females    | Total      |
| <b>Northern</b>                   | <b>144</b> | <b>321</b> | <b>465</b> | <b>133</b> | <b>315</b> | <b>448</b> | <b>141</b> | <b>328</b> | <b>469</b> |
| Hal Gharghur                      | 2          | 7          | 9          | 4          | 7          | 11         | 3          | 7          | 10         |
| Il-Mellieħa                       | 11         | 37         | 48         | 11         | 35         | 46         | 12         | 30         | 42         |
| L-Imġarr                          | 7          | 10         | 17         | 5          | 11         | 16         | 5          | 13         | 18         |
| Il-Mosta                          | 32         | 94         | 126        | 30         | 90         | 120        | 32         | 89         | 121        |
| In-Naxxar                         | 20         | 41         | 61         | 19         | 41         | 60         | 24         | 46         | 70         |
| San Pawl Il-Baħar                 | 72         | 132        | 204        | 64         | 131        | 195        | 65         | 143        | 208        |
| <b>Gozo and Comino</b>            | <b>142</b> | <b>463</b> | <b>605</b> | <b>129</b> | <b>429</b> | <b>558</b> | <b>117</b> | <b>390</b> | <b>507</b> |
| Il-Fontana                        | 2          | 10         | 12         | -          | 9          | 9          | 1          | 8          | 9          |
| Għajnsielem and Comino            | 23         | 39         | 62         | 19         | 35         | 54         | 18         | 39         | 57         |
| L-Għarb                           | 1          | 8          | 9          | 1          | 6          | 7          | 1          | 6          | 7          |
| L-Għasri                          | 3          | 6          | 9          | 3          | 7          | 10         | 1          | 7          | 8          |
| Il-Munxar                         | 5          | 14         | 19         | 3          | 12         | 15         | 1          | 8          | 9          |
| In-Nadur                          | 25         | 69         | 94         | 22         | 62         | 84         | 25         | 54         | 79         |
| Il-Qala                           | 7          | 36         | 43         | 5          | 36         | 41         | 6          | 32         | 38         |
| San Lawrenz                       | -          | 4          | 4          | -          | 4          | 4          | -          | 4          | 4          |
| Ta' Kerċem                        | 2          | 18         | 20         | 4          | 19         | 23         | 3          | 15         | 18         |
| Ta' Sannat                        | 5          | 14         | 19         | 5          | 14         | 19         | 5          | 13         | 18         |
| Ir-Rabat                          | 27         | 96         | 123        | 30         | 85         | 115        | 24         | 75         | 99         |
| Ix-Xagħra                         | 24         | 62         | 86         | 19         | 56         | 75         | 14         | 47         | 61         |
| Ix-Xewkija                        | 10         | 57         | 67         | 9          | 54         | 63         | 9          | 54         | 63         |
| Iż-Żebbuġ                         | 8          | 30         | 38         | 9          | 30         | 39         | 9          | 28         | 37         |

Table 10.57b Age Pension: regional analysis

|  |      | Southern | Northern Harbour | South Eastern | Western | Northern | Gozo and Comino | TOTAL          |
|--|------|----------|------------------|---------------|---------|----------|-----------------|----------------|
| Total Population                                   | 2016 | 80,664   | 143,773          | 69,187        | 60,131  | 74,336   | 32,206          | <b>460,297</b> |
|  | 2018 | 82,910   | 160,173          | 72,375        | 61,689  | 83,024   | 33,388          | <b>493,559</b> |
|  | 2020 | 84,901   | 171,606          | 74,831        | 62,927  | 87,272   | 34,563          | <b>516,100</b> |
| Total Beneficiaries                                | 2016 | 1,490    | 1,635            | 632           | 501     | 465      | 605             | <b>5,328</b>   |
|  | 2018 | 1,445    | 1,588            | 587           | 457     | 448      | 558             | <b>5,083</b>   |
|  | 2020 | 1,383    | 1,589            | 553           | 408     | 469      | 507             | <b>4,909</b>   |
| Total Expenditure (€'000s)                         | 2016 | 5,618    | 6,188            | 2,397         | 1,806   | 1,606    | 2,529           | <b>20,145</b>  |
|  | 2018 | 5,671    | 6,490            | 2,366         | 1,737   | 1,661    | 2,423           | <b>20,348</b>  |
|  | 2020 | 6,146    | 7,026            | 2,466         | 1,754   | 1,887    | 2,439           | <b>21,717</b>  |
| Actual Beneficiaries per 1,000 of Population       | 2016 | 18.5     | 11.4             | 9.1           | 8.3     | 6.3      | 18.8            | -              |
|  | 2018 | 17.4     | 9.9              | 8.1           | 7.4     | 5.4      | 16.7            | -              |
|  | 2020 | 16.3     | 9.3              | 7.4           | 6.5     | 5.4      | 14.7            | -              |
| Expected Beneficiaries (Based on National Average) | 2016 | 934      | 1,664            | 801           | 696     | 860      | 373             | -              |
|  | 2018 | 854      | 1,650            | 745           | 635     | 855      | 344             | -              |
|  | 2020 | 808      | 1,632            | 712           | 599     | 830      | 329             | -              |
| Ratio of Beneficiaries (Actual/Estimate)           | 2016 | 1.60     | 0.98             | 0.79          | 0.72    | 0.54     | 1.62            | -              |
|  | 2018 | 1.69     | 0.96             | 0.79          | 0.72    | 0.52     | 1.62            | -              |
|  | 2020 | 1.71     | 0.97             | 0.78          | 0.68    | 0.56     | 1.54            | -              |



Table 10.58a Blind Pension

| Regions, districts and localities | 2016       |            |            | 2018       |            |            | 2020       |            |            |
|-----------------------------------|------------|------------|------------|------------|------------|------------|------------|------------|------------|
|                                   | Males      | Females    | Total      | Males      | Females    | Total      | Males      | Females    | Total      |
| <b>MALTA</b>                      | <b>159</b> | <b>162</b> | <b>321</b> | <b>168</b> | <b>193</b> | <b>361</b> | <b>180</b> | <b>233</b> | <b>413</b> |
| <b>Malta</b>                      | <b>150</b> | <b>150</b> | <b>300</b> | <b>153</b> | <b>180</b> | <b>333</b> | <b>165</b> | <b>219</b> | <b>384</b> |
| <b>Gozo and Comino</b>            | <b>9</b>   | <b>12</b>  | <b>21</b>  | <b>15</b>  | <b>13</b>  | <b>28</b>  | <b>15</b>  | <b>14</b>  | <b>29</b>  |
| <b>Southern Harbour</b>           | <b>34</b>  | <b>45</b>  | <b>79</b>  | <b>33</b>  | <b>55</b>  | <b>88</b>  | <b>39</b>  | <b>69</b>  | <b>108</b> |
| Bormla                            | 4          | 6          | 10         | 4          | 5          | 9          | 4          | 6          | 10         |
| Il-Fgura                          | 7          | 4          | 11         | 7          | 9          | 16         | 10         | 8          | 18         |
| Floriana                          | 2          | 1          | 3          | 3          | 3          | 6          | 3          | 4          | 7          |
| Hal Luqa                          | 3          | 1          | 4          | 1          | 2          | 3          | 1          | 2          | 3          |
| Hal Tarxien                       | 1          | 5          | 6          | 1          | 5          | 6          | -          | 8          | 8          |
| Haż-Żabbar                        | 3          | 9          | 12         | 4          | 9          | 13         | 5          | 12         | 17         |
| Il-Kalkara                        | 1          | 3          | 4          | 1          | 2          | 3          | 1          | 3          | 4          |
| Il-Marsa                          | 3          | 3          | 6          | 3          | 2          | 5          | 4          | 3          | 7          |
| Raħal Ġdid                        | 1          | 7          | 8          | 2          | 10         | 12         | 2          | 13         | 15         |
| Santa Luċija                      | 1          | 2          | 3          | 1          | 2          | 3          | 1          | 3          | 4          |
| L-Isla                            | 3          | 1          | 4          | 2          | 1          | 3          | 3          | 1          | 4          |
| Valletta                          | 3          | 1          | 4          | 3          | 1          | 4          | 3          | 1          | 4          |
| Il-Birgu                          | 2          | 1          | 3          | 1          | 1          | 2          | 2          | 1          | 3          |
| Ix-Xghajra                        | -          | 1          | 1          | -          | 3          | 3          | -          | 4          | 4          |
| <b>Northern Harbour</b>           | <b>44</b>  | <b>48</b>  | <b>92</b>  | <b>46</b>  | <b>56</b>  | <b>102</b> | <b>47</b>  | <b>68</b>  | <b>115</b> |
| Birkirkara                        | 6          | 9          | 15         | 7          | 12         | 19         | 6          | 13         | 19         |
| Il-Gżira                          | 3          | 3          | 6          | 2          | 3          | 5          | 3          | 2          | 5          |
| Hal Qormi                         | 8          | 10         | 18         | 7          | 12         | 19         | 7          | 14         | 21         |
| Il-Hamrun                         | 2          | 4          | 6          | 5          | 9          | 14         | 7          | 10         | 17         |
| L-Imsida                          | 6          | 3          | 9          | 7          | 2          | 9          | 8          | 3          | 11         |
| Pembroke                          | 3          | 2          | 5          | 2          | 2          | 4          | 1          | 2          | 3          |
| San Ġwann                         | 7          | 4          | 11         | 5          | 6          | 11         | 4          | 9          | 13         |
| Santa Venera                      | 5          | 4          | 9          | 6          | 4          | 10         | 4          | 6          | 10         |
| San Ġiljan                        | 2          | -          | 2          | 2          | -          | 2          | 2          | -          | 2          |
| Is-Swieqi                         | 1          | 1          | 2          | 1          | -          | 1          | 1          | -          | 1          |
| Ta' Xbiex                         | -          | 1          | 1          | -          | 2          | 2          | -          | 4          | 4          |
| Tal-Pietà                         | -          | 3          | 3          | -          | 1          | 1          | 1          | 3          | 4          |
| Tas-Sliema                        | 1          | 4          | 5          | 2          | 3          | 5          | 3          | 2          | 5          |
| <b>South Eastern</b>              | <b>30</b>  | <b>31</b>  | <b>61</b>  | <b>32</b>  | <b>37</b>  | <b>69</b>  | <b>34</b>  | <b>48</b>  | <b>82</b>  |
| Birżebbuġa                        | 1          | 5          | 6          | 2          | 6          | 8          | 3          | 5          | 8          |
| Il-Gudja                          | 2          | 1          | 3          | 2          | 1          | 3          | 3          | 2          | 5          |
| Hal Ghaxaq                        | 1          | 1          | 2          | 1          | 1          | 2          | 1          | 1          | 2          |
| Hal Kirkop                        | 1          | 2          | 3          | -          | 2          | 2          | -          | 3          | 3          |
| Hal Safi                          | -          | -          | -          | -          | -          | -          | -          | 1          | 1          |
| Marsaskala                        | 2          | -          | 2          | 2          | 4          | 6          | 2          | 5          | 7          |
| Marsaxlokk                        | 1          | 1          | 2          | 2          | 1          | 3          | 1          | 2          | 3          |
| L-Imqabba                         | 2          | 1          | 3          | 3          | -          | 3          | 3          | 2          | 5          |
| Il-Qrendi                         | 1          | 2          | 3          | 2          | 2          | 4          | 1          | 3          | 4          |
| Iż-Żejtun                         | 17         | 14         | 31         | 16         | 16         | 32         | 16         | 19         | 35         |
| Iż-Żurrieq                        | 2          | 4          | 6          | 2          | 4          | 6          | 4          | 5          | 9          |
| <b>Western</b>                    | <b>22</b>  | <b>11</b>  | <b>33</b>  | <b>23</b>  | <b>13</b>  | <b>36</b>  | <b>24</b>  | <b>15</b>  | <b>39</b>  |
| Had-Dingli                        | 4          | 1          | 5          | 5          | 1          | 6          | 5          | 1          | 6          |
| Hal Balzan                        | -          | 2          | 2          | -          | 2          | 2          | -          | 1          | 1          |
| Hal Lija                          | 2          | -          | 2          | 2          | 2          | 4          | 2          | 1          | 3          |
| H'Attard                          | 3          | -          | 3          | 3          | 1          | 4          | 3          | 2          | 5          |
| Haż-Zebbuġ                        | 3          | 3          | 6          | 2          | 2          | 4          | 3          | 4          | 7          |
| L-Iklin                           | -          | -          | -          | -          | -          | -          | -          | -          | -          |
| L-Imdina                          | -          | -          | -          | -          | -          | -          | -          | -          | -          |
| L-Imtarfa                         | 1          | 1          | 2          | 1          | 1          | 2          | 1          | 2          | 3          |
| Ir-Rabat                          | 6          | 3          | 9          | 7          | 3          | 10         | 7          | 3          | 10         |
| Is-Siġġiewi                       | 3          | 1          | 4          | 3          | 1          | 4          | 3          | 1          | 4          |

Table 10.58a continued

| Regions, districts and localities | 2016      |           |           | 2018      |           |           | 2020      |           |           |
|-----------------------------------|-----------|-----------|-----------|-----------|-----------|-----------|-----------|-----------|-----------|
|                                   | Males     | Females   | Total     | Males     | Females   | Total     | Males     | Females   | Total     |
| <b>Northern</b>                   | <b>20</b> | <b>15</b> | <b>35</b> | <b>19</b> | <b>19</b> | <b>38</b> | <b>21</b> | <b>19</b> | <b>40</b> |
| Hal Gharghur                      | 3         | -         | 3         | 3         | 1         | 4         | 3         | 1         | 4         |
| Il-Mellieħa                       | 2         | 3         | 5         | 2         | 4         | 6         | 2         | 4         | 6         |
| L-Imġarr                          | -         | 1         | 1         | -         | 1         | 1         | -         | 1         | 1         |
| Il-Mosta                          | 3         | 1         | 4         | 3         | 2         | 5         | 4         | 2         | 6         |
| In-Naxxar                         | 4         | 4         | 8         | 4         | 5         | 9         | 4         | 4         | 8         |
| San Pawl Il-Baħar                 | 8         | 6         | 14        | 7         | 6         | 13        | 8         | 7         | 15        |
| <b>Gozo and Comino</b>            | <b>9</b>  | <b>12</b> | <b>21</b> | <b>15</b> | <b>13</b> | <b>28</b> | <b>15</b> | <b>14</b> | <b>29</b> |
| Il-Fontana                        | -         | -         | -         | 1         | 1         | 2         | 1         | 1         | 2         |
| Għajnsielem                       | 1         | 2         | 3         | 1         | 1         | 2         | 1         | 1         | 2         |
| and Comino                        | -         | 1         | 1         | 1         | 1         | 2         | -         | 1         | 1         |
| L-Għarb                           | -         | -         | -         | -         | -         | -         | -         | -         | -         |
| L-Għasri                          | -         | -         | -         | -         | -         | -         | -         | -         | -         |
| Il-Munxar                         | 1         | -         | 1         | 2         | -         | 2         | 2         | -         | 2         |
| In-Nadur                          | 1         | 1         | 2         | 2         | 2         | 4         | 2         | 2         | 4         |
| Il-Qala                           | -         | -         | -         | 1         | -         | 1         | 2         | -         | 2         |
| San Lawrenz                       | -         | -         | -         | -         | -         | -         | -         | -         | -         |
| Ta' Kerċem                        | -         | -         | -         | -         | -         | -         | 1         | -         | 1         |
| Ta' Sannat                        | 2         | -         | 2         | 1         | 1         | 2         | 1         | 1         | 2         |
| Ir-Rabat                          | -         | 3         | 3         | 1         | 4         | 5         | 1         | 5         | 6         |
| Ix-Xagħra                         | 2         | 2         | 4         | 2         | 1         | 3         | 2         | 2         | 4         |
| Ix-Xewkija                        | 2         | 2         | 4         | 2         | 1         | 3         | 2         | -         | 2         |
| Iż-Żebbuġ                         | -         | 1         | 1         | 1         | 1         | 2         | -         | 1         | 1         |

Table 10.58b Blind Pension: regional analysis

|  |      | Southern | Northern Harbour | South Eastern | Western | Northern | Gozo and Comino | TOTAL          |
|--|------|----------|------------------|---------------|---------|----------|-----------------|----------------|
| Total Population                                   | 2016 | 80,664   | 143,773          | 69,187        | 60,131  | 74,336   | 32,206          | <b>460,297</b> |
|  | 2018 | 82,910   | 160,173          | 72,375        | 61,689  | 83,024   | 33,388          | <b>493,559</b> |
|  | 2020 | 84,901   | 171,606          | 74,831        | 62,927  | 87,272   | 34,563          | <b>516,100</b> |
| Total Beneficiaries                                | 2016 | 79       | 92               | 61            | 33      | 35       | 21              | <b>321</b>     |
|  | 2018 | 88       | 102              | 69            | 36      | 38       | 28              | <b>361</b>     |
|  | 2020 | 108      | 115              | 82            | 39      | 40       | 29              | <b>413</b>     |
| Total Expenditure (€'000s)                         | 2016 | 367      | 460              | 303           | 165     | 159      | 106             | <b>1,561</b>   |
|  | 2018 | 456      | 511              | 354           | 190     | 186      | 147             | <b>1,844</b>   |
|  | 2020 | 565      | 628              | 441           | 213     | 206      | 164             | <b>2,218</b>   |
| Actual Beneficiaries per 1,000 of Population       | 2016 | 1.0      | 0.6              | 0.9           | 0.5     | 0.5      | 0.7             | -              |
|  | 2018 | 1.1      | 0.6              | 1.0           | 0.6     | 0.5      | 0.8             | -              |
|  | 2020 | 1.3      | 0.7              | 1.1           | 0.6     | 0.5      | 0.8             | -              |
| Expected Beneficiaries (Based on National Average) | 2016 | 56       | 100              | 48            | 42      | 52       | 22              | -              |
|  | 2018 | 61       | 117              | 53            | 45      | 61       | 24              | -              |
|  | 2020 | 68       | 137              | 60            | 50      | 70       | 28              | -              |
| Ratio of Beneficiaries (Actual/Estimate)           | 2016 | 1.40     | 0.92             | 1.26          | 0.79    | 0.68     | 0.94            | -              |
|  | 2018 | 1.45     | 0.87             | 1.30          | 0.80    | 0.63     | 1.15            | -              |
|  | 2020 | 1.59     | 0.84             | 1.37          | 0.77    | 0.57     | 1.05            | -              |

Table 10.59a Carers Pension

| Regions, districts and localities | 2016      |           |            | 2018  |         |       | 2020  |         |       |
|-----------------------------------|-----------|-----------|------------|-------|---------|-------|-------|---------|-------|
|                                   | Males     | Females   | Total      | Males | Females | Total | Males | Females | Total |
| <b>MALTA</b>                      | <b>54</b> | <b>48</b> | <b>102</b> | -     | -       | -     | -     | -       | -     |
| <b>Malta</b>                      | <b>49</b> | <b>44</b> | <b>93</b>  | -     | -       | -     | -     | -       | -     |
| <b>Gozo and Comino</b>            | <b>5</b>  | <b>4</b>  | <b>9</b>   | -     | -       | -     | -     | -       | -     |
| <b>Southern Harbour</b>           | <b>18</b> | <b>13</b> | <b>31</b>  | -     | -       | -     | -     | -       | -     |
| Bormla                            | 2         | 1         | 3          | -     | -       | -     | -     | -       | -     |
| Il-Fgura                          | 2         | 3         | 5          | -     | -       | -     | -     | -       | -     |
| Floriana                          | 1         | -         | 1          | -     | -       | -     | -     | -       | -     |
| Hal Luqa                          | 1         | -         | 1          | -     | -       | -     | -     | -       | -     |
| Hal Tarxien                       | 3         | 1         | 4          | -     | -       | -     | -     | -       | -     |
| Haż-Żabbar                        | 3         | 2         | 5          | -     | -       | -     | -     | -       | -     |
| Il-Kalkara                        | -         | -         | -          | -     | -       | -     | -     | -       | -     |
| Il-Marsa                          | 3         | 1         | 4          | -     | -       | -     | -     | -       | -     |
| Rahal Ġdid                        | 2         | 2         | 4          | -     | -       | -     | -     | -       | -     |
| Santa Luċija                      | -         | -         | -          | -     | -       | -     | -     | -       | -     |
| L-Isla                            | -         | -         | -          | -     | -       | -     | -     | -       | -     |
| Valletta                          | 1         | 2         | 3          | -     | -       | -     | -     | -       | -     |
| Il-Birgu                          | -         | -         | -          | -     | -       | -     | -     | -       | -     |
| Ix-Xghajra                        | -         | 1         | 1          | -     | -       | -     | -     | -       | -     |
| <b>Northern Harbour</b>           | <b>16</b> | <b>19</b> | <b>35</b>  | -     | -       | -     | -     | -       | -     |
| Birkirkara                        | 6         | 3         | 9          | -     | -       | -     | -     | -       | -     |
| Il-Gżira                          | 1         | 2         | 3          | -     | -       | -     | -     | -       | -     |
| Hal Qormi                         | 2         | 3         | 5          | -     | -       | -     | -     | -       | -     |
| Il-Hamrun                         | 3         | 4         | 7          | -     | -       | -     | -     | -       | -     |
| L-Imsida                          | 1         | -         | 1          | -     | -       | -     | -     | -       | -     |
| Pembroke                          | -         | -         | -          | -     | -       | -     | -     | -       | -     |
| San Ġwann                         | 1         | 1         | 2          | -     | -       | -     | -     | -       | -     |
| Santa Venera                      | -         | 1         | 1          | -     | -       | -     | -     | -       | -     |
| San Ġiljan                        | -         | 2         | 2          | -     | -       | -     | -     | -       | -     |
| Is-Swieqi                         | -         | 1         | 1          | -     | -       | -     | -     | -       | -     |
| Ta' Xbiex                         | -         | -         | -          | -     | -       | -     | -     | -       | -     |
| Tal-Pietà                         | -         | 1         | 1          | -     | -       | -     | -     | -       | -     |
| Tas-Sliema                        | 2         | 1         | 3          | -     | -       | -     | -     | -       | -     |
| <b>South Eastern</b>              | <b>8</b>  | <b>5</b>  | <b>13</b>  | -     | -       | -     | -     | -       | -     |
| Birżebbuġa                        | 1         | 1         | 2          | -     | -       | -     | -     | -       | -     |
| Il-Gudja                          | -         | 1         | 1          | -     | -       | -     | -     | -       | -     |
| Hal Ghaxaq                        | 2         | -         | 2          | -     | -       | -     | -     | -       | -     |
| Hal Kirkop                        | 1         | -         | 1          | -     | -       | -     | -     | -       | -     |
| Hal Safi                          | -         | -         | -          | -     | -       | -     | -     | -       | -     |
| Marsaskala                        | -         | -         | -          | -     | -       | -     | -     | -       | -     |
| Marsaxlokk                        | -         | -         | -          | -     | -       | -     | -     | -       | -     |
| L-Imqabba                         | -         | -         | -          | -     | -       | -     | -     | -       | -     |
| Il-Qrendi                         | 1         | -         | 1          | -     | -       | -     | -     | -       | -     |
| Iż-Żejtun                         | 3         | -         | 3          | -     | -       | -     | -     | -       | -     |
| Iż-Żurrieq                        | -         | 3         | 3          | -     | -       | -     | -     | -       | -     |
| <b>Western</b>                    | <b>2</b>  | <b>2</b>  | <b>4</b>   | -     | -       | -     | -     | -       | -     |
| Had-Dingli                        | -         | -         | -          | -     | -       | -     | -     | -       | -     |
| Hal Balzan                        | -         | -         | -          | -     | -       | -     | -     | -       | -     |
| Hal Lija                          | -         | -         | -          | -     | -       | -     | -     | -       | -     |
| H'Attard                          | 1         | -         | 1          | -     | -       | -     | -     | -       | -     |
| Haż-Zebbuġ                        | 1         | 2         | 3          | -     | -       | -     | -     | -       | -     |
| L-Iklin                           | -         | -         | -          | -     | -       | -     | -     | -       | -     |
| L-Imdina                          | -         | -         | -          | -     | -       | -     | -     | -       | -     |
| L-Imtarfa                         | -         | -         | -          | -     | -       | -     | -     | -       | -     |
| Ir-Rabat                          | -         | -         | -          | -     | -       | -     | -     | -       | -     |
| Is-Siġġiewi                       | -         | -         | -          | -     | -       | -     | -     | -       | -     |

Table 10.59a continued

| Regions, districts and localities | 2016     |          |           | 2018  |         |       | 2020  |         |       |
|-----------------------------------|----------|----------|-----------|-------|---------|-------|-------|---------|-------|
|                                   | Males    | Females  | Total     | Males | Females | Total | Males | Females | Total |
| <b>Northern</b>                   | <b>5</b> | <b>5</b> | <b>10</b> | -     | -       | -     | -     | -       | -     |
| Hal Gharghur                      | -        | 1        | 1         | -     | -       | -     | -     | -       | -     |
| Il-Mellieħa                       | -        | -        | -         | -     | -       | -     | -     | -       | -     |
| L-Imġarr                          | 1        | -        | 1         | -     | -       | -     | -     | -       | -     |
| Il-Mosta                          | 1        | 2        | 3         | -     | -       | -     | -     | -       | -     |
| In-Naxxar                         | 2        | -        | 2         | -     | -       | -     | -     | -       | -     |
| San Pawl Il-Baħar                 | 1        | 2        | 3         | -     | -       | -     | -     | -       | -     |
| <b>Gozo and Comino</b>            | <b>5</b> | <b>4</b> | <b>9</b>  | -     | -       | -     | -     | -       | -     |
| Il-Fontana                        | -        | -        | -         | -     | -       | -     | -     | -       | -     |
| Għajnsielem and Comino            | -        | -        | -         | -     | -       | -     | -     | -       | -     |
| L-Għarb                           | -        | -        | -         | -     | -       | -     | -     | -       | -     |
| L-Għasri                          | -        | -        | -         | -     | -       | -     | -     | -       | -     |
| Il-Munxar                         | -        | -        | -         | -     | -       | -     | -     | -       | -     |
| In-Nadur                          | 2        | -        | 2         | -     | -       | -     | -     | -       | -     |
| Il-Qala                           | -        | -        | -         | -     | -       | -     | -     | -       | -     |
| San Lawrenz                       | -        | -        | -         | -     | -       | -     | -     | -       | -     |
| Ta' Kerċem                        | -        | -        | -         | -     | -       | -     | -     | -       | -     |
| Ta' Sannat                        | 1        | -        | 1         | -     | -       | -     | -     | -       | -     |
| Ir-Rabat                          | 1        | 2        | 3         | -     | -       | -     | -     | -       | -     |
| Ix-Xagħra                         | -        | 2        | 2         | -     | -       | -     | -     | -       | -     |
| Ix-Xewkija                        | 1        | -        | 1         | -     | -       | -     | -     | -       | -     |
| Iż-Żebbuġ                         | -        | -        | -         | -     | -       | -     | -     | -       | -     |

Table 10.59b Carers Pension: regional analysis

|  |      | Southern | Northern Harbour | South Eastern | Western | Northern | Gozo and Comino | TOTAL          |
|--|------|----------|------------------|---------------|---------|----------|-----------------|----------------|
| Total Population                                   | 2016 | 80,664   | 143,773          | 69,187        | 60,131  | 74,336   | 32,206          | <b>460,297</b> |
|  | 2018 | 82,910   | 160,173          | 72,375        | 61,689  | 83,024   | 33,388          | <b>493,559</b> |
|  | 2020 | 84,901   | 171,606          | 74,831        | 62,927  | 87,272   | 34,563          | <b>516,100</b> |
| Total Beneficiaries                                | 2016 | 31       | 35               | 13            | 4       | 10       | 9               | <b>102</b>     |
|  | 2018 | -        | -                | -             | -       | -        | -               | -              |
|  | 2020 | -        | -                | -             | -       | -        | -               | -              |
| Total Expenditure (€'000s)                         | 2016 | 156      | 160              | 63            | 14      | 52       | 46              | <b>492</b>     |
|  | 2018 | -        | -                | -             | -       | -        | -               | -              |
|  | 2020 | -        | -                | -             | -       | -        | -               | -              |
| Actual Beneficiaries per 1,000 of Population       | 2016 | 0.4      | 0.2              | 0.2           | 0.1     | 0.1      | 0.3             | -              |
|  | 2018 | -        | -                | -             | -       | -        | -               | -              |
|  | 2020 | -        | -                | -             | -       | -        | -               | -              |
| Expected Beneficiaries (Based on National Average) | 2016 | 18       | 32               | 15            | 13      | 16       | 7               | -              |
|  | 2018 | -        | -                | -             | -       | -        | -               | -              |
|  | 2020 | -        | -                | -             | -       | -        | -               | -              |
| Ratio of Beneficiaries (Actual/Estimate)           | 2016 | 1.73     | 1.10             | 0.85          | 0.30    | 0.61     | 1.26            | -              |
|  | 2018 | -        | -                | -             | -       | -        | -               | -              |
|  | 2020 | -        | -                | -             | -       | -        | -               | -              |

Table 10.60a Increased Carers' Allowance

| Regions, districts and localities | 2016  |         |       | 2018       |            |            | 2020       |              |              |
|-----------------------------------|-------|---------|-------|------------|------------|------------|------------|--------------|--------------|
|                                   | Males | Females | Total | Males      | Females    | Total      | Males      | Females      | Total        |
| <b>MALTA</b>                      | -     | -       | -     | <b>146</b> | <b>673</b> | <b>819</b> | <b>254</b> | <b>1,012</b> | <b>1,266</b> |
| <b>Malta</b>                      | -     | -       | -     | <b>131</b> | <b>548</b> | <b>679</b> | <b>229</b> | <b>826</b>   | <b>1,055</b> |
| <b>Gozo and Comino</b>            | -     | -       | -     | <b>15</b>  | <b>125</b> | <b>140</b> | <b>25</b>  | <b>186</b>   | <b>211</b>   |
| <b>Southern Harbour</b>           | -     | -       | -     | <b>37</b>  | <b>145</b> | <b>182</b> | <b>59</b>  | <b>223</b>   | <b>282</b>   |
| Bormla                            | -     | -       | -     | 4          | 9          | 13         | 7          | 18           | 25           |
| Il-Fgura                          | -     | -       | -     | 2          | 11         | 13         | 8          | 26           | 34           |
| Floriana                          | -     | -       | -     | 1          | 6          | 7          | 3          | 8            | 11           |
| Hal Luqa                          | -     | -       | -     | 2          | 6          | 8          | 3          | 9            | 12           |
| Hal Tarxien                       | -     | -       | -     | 5          | 15         | 20         | 5          | 22           | 27           |
| Haż-Żabbar                        | -     | -       | -     | 9          | 35         | 44         | 11         | 42           | 53           |
| Il-Kalkara                        | -     | -       | -     | -          | 4          | 4          | -          | 7            | 7            |
| Il-Marsa                          | -     | -       | -     | 4          | 18         | 22         | 7          | 25           | 32           |
| Rahał Ġdid                        | -     | -       | -     | 4          | 15         | 19         | 4          | 18           | 22           |
| Santa Luċija                      | -     | -       | -     | -          | 4          | 4          | 1          | 8            | 9            |
| L-Isla                            | -     | -       | -     | 1          | 6          | 7          | 1          | 8            | 9            |
| Valletta                          | -     | -       | -     | 4          | 12         | 16         | 6          | 22           | 28           |
| Il-Birgu                          | -     | -       | -     | 1          | 2          | 3          | 3          | 6            | 9            |
| Ix-Xghajra                        | -     | -       | -     | -          | 2          | 2          | -          | 4            | 4            |
| <b>Northern Harbour</b>           | -     | -       | -     | <b>48</b>  | <b>171</b> | <b>219</b> | <b>85</b>  | <b>242</b>   | <b>327</b>   |
| Birkirkara                        | -     | -       | -     | 10         | 45         | 55         | 13         | 56           | 69           |
| Il-Gżira                          | -     | -       | -     | 4          | 5          | 9          | 4          | 9            | 13           |
| Hal Qormi                         | -     | -       | -     | 8          | 45         | 53         | 18         | 55           | 73           |
| Il-Hamrun                         | -     | -       | -     | 10         | 12         | 22         | 10         | 20           | 30           |
| L-Imsida                          | -     | -       | -     | 3          | 16         | 19         | 2          | 21           | 23           |
| Pembroke                          | -     | -       | -     | 1          | 2          | 3          | -          | 6            | 6            |
| San Ġwann                         | -     | -       | -     | -          | 17         | 17         | 4          | 21           | 25           |
| Santa Venera                      | -     | -       | -     | 3          | 5          | 8          | 6          | 13           | 19           |
| San Ġiljan                        | -     | -       | -     | 1          | 3          | 4          | 7          | 5            | 12           |
| Is-Swieqi                         | -     | -       | -     | -          | 3          | 3          | 2          | 4            | 6            |
| Ta' Xbiex                         | -     | -       | -     | -          | 3          | 3          | 3          | 4            | 7            |
| Tal-Pietà                         | -     | -       | -     | 3          | 5          | 8          | 5          | 13           | 18           |
| Tas-Sliema                        | -     | -       | -     | 5          | 10         | 15         | 11         | 15           | 26           |
| <b>South Eastern</b>              | -     | -       | -     | <b>24</b>  | <b>126</b> | <b>150</b> | <b>35</b>  | <b>185</b>   | <b>220</b>   |
| Birżebbuġa                        | -     | -       | -     | 3          | 16         | 19         | 3          | 20           | 23           |
| Il-Gudja                          | -     | -       | -     | -          | 7          | 7          | -          | 10           | 10           |
| Hal Ghaxaq                        | -     | -       | -     | 2          | 13         | 15         | 3          | 18           | 21           |
| Hal Kirkop                        | -     | -       | -     | 3          | 3          | 6          | 3          | 6            | 9            |
| Hal Safi                          | -     | -       | -     | -          | 3          | 3          | 1          | 3            | 4            |
| Marsaskala                        | -     | -       | -     | 1          | 9          | 10         | 5          | 24           | 29           |
| Marsaxlokk                        | -     | -       | -     | 2          | 7          | 9          | 2          | 12           | 14           |
| L-Imqabba                         | -     | -       | -     | 1          | 3          | 4          | 1          | 2            | 3            |
| Il-Qrendi                         | -     | -       | -     | 2          | 3          | 5          | 2          | 5            | 7            |
| Iż-Żejtun                         | -     | -       | -     | 7          | 48         | 55         | 12         | 59           | 71           |
| Iż-Żurrieq                        | -     | -       | -     | 3          | 14         | 17         | 3          | 26           | 29           |
| <b>Western</b>                    | -     | -       | -     | <b>12</b>  | <b>56</b>  | <b>68</b>  | <b>26</b>  | <b>95</b>    | <b>121</b>   |
| Had-Dingli                        | -     | -       | -     | -          | 3          | 3          | -          | 7            | 7            |
| Hal Balzan                        | -     | -       | -     | 3          | 2          | 5          | 3          | 8            | 11           |
| Hal Lija                          | -     | -       | -     | -          | 4          | 4          | 2          | 4            | 6            |
| H'Attard                          | -     | -       | -     | 2          | 10         | 12         | 3          | 15           | 18           |
| Haż-Zebbuġ                        | -     | -       | -     | 2          | 10         | 12         | 6          | 18           | 24           |
| L-Iklin                           | -     | -       | -     | -          | 4          | 4          | -          | 5            | 5            |
| L-Imdina                          | -     | -       | -     | -          | -          | -          | -          | -            | -            |
| L-Imtarfa                         | -     | -       | -     | 1          | 4          | 5          | -          | 7            | 7            |
| Ir-Rabat                          | -     | -       | -     | 1          | 10         | 11         | 7          | 18           | 25           |
| Is-Siġġiewi                       | -     | -       | -     | 3          | 9          | 12         | 5          | 13           | 18           |

Table 10.60a continued

| Regions, districts and localities | 2016  |         |       | 2018      |            |            | 2020      |            |            |
|-----------------------------------|-------|---------|-------|-----------|------------|------------|-----------|------------|------------|
|                                   | Males | Females | Total | Males     | Females    | Total      | Males     | Females    | Total      |
| <b>Northern</b>                   | -     | -       | -     | <b>10</b> | <b>50</b>  | <b>60</b>  | <b>24</b> | <b>81</b>  | <b>105</b> |
| Hal Gharghur                      | -     | -       | -     | -         | 3          | 3          | -         | 1          | 1          |
| Il-Mellieħa                       | -     | -       | -     | 1         | 6          | 7          | 1         | 13         | 14         |
| L-Imġarr                          | -     | -       | -     | 1         | -          | 1          | 1         | 2          | 3          |
| Il-Mosta                          | -     | -       | -     | 3         | 17         | 20         | 6         | 27         | 33         |
| In-Naxxar                         | -     | -       | -     | 2         | 10         | 12         | 8         | 21         | 29         |
| San Pawl Il-Baħar                 | -     | -       | -     | 3         | 14         | 17         | 8         | 17         | 25         |
| <b>Gozo and Comino</b>            | -     | -       | -     | <b>15</b> | <b>125</b> | <b>140</b> | <b>25</b> | <b>186</b> | <b>211</b> |
| Il-Fontana                        | -     | -       | -     | 1         | 2          | 3          | 1         | 3          | 4          |
| Għajnsielem                       | -     | -       | -     | 1         | 13         | 14         | 1         | 28         | 29         |
| L-Għarb                           | -     | -       | -     | 1         | 2          | 3          | 2         | 6          | 8          |
| L-Għasri                          | -     | -       | -     | -         | 2          | 2          | -         | 2          | 2          |
| Il-Munxar                         | -     | -       | -     | -         | 2          | 2          | -         | 1          | 1          |
| In-Nadur                          | -     | -       | -     | 4         | 18         | 22         | 7         | 23         | 30         |
| Il-Qala                           | -     | -       | -     | -         | 8          | 8          | 1         | 13         | 14         |
| San Lawrenz                       | -     | -       | -     | -         | 3          | 3          | -         | 2          | 2          |
| Ta' Kerċem                        | -     | -       | -     | -         | 4          | 4          | 1         | 10         | 11         |
| Ta' Sannat                        | -     | -       | -     | 2         | 12         | 14         | 3         | 13         | 16         |
| Ir-Rabat                          | -     | -       | -     | 4         | 22         | 26         | 5         | 34         | 39         |
| Ix-Xagħra                         | -     | -       | -     | -         | 19         | 19         | 1         | 23         | 24         |
| Ix-Xewkija                        | -     | -       | -     | 2         | 13         | 15         | 3         | 20         | 23         |
| Iż-Żebbuġ                         | -     | -       | -     | -         | 5          | 5          | -         | 8          | 8          |

Table 10.60b Increased Carers' Allowance: regional analysis

|  |      | Southern | Northern Harbour | South Eastern | Western | Northern | Gozo and Comino | TOTAL          |
|--|------|----------|------------------|---------------|---------|----------|-----------------|----------------|
| Total Population                                   | 2016 | 80,664   | 143,773          | 69,187        | 60,131  | 74,336   | 32,206          | <b>460,297</b> |
|  | 2018 | 82,910   | 160,173          | 72,375        | 61,689  | 83,024   | 33,388          | <b>493,559</b> |
|  | 2020 | 84,901   | 171,606          | 74,831        | 62,927  | 87,272   | 34,563          | <b>516,100</b> |
| Total Beneficiaries                                | 2016 | -        | -                | -             | -       | -        | -               | -              |
|  | 2018 | 182      | 219              | 150           | 68      | 60       | 140             | <b>819</b>     |
|  | 2020 | 282      | 327              | 220           | 121     | 105      | 211             | <b>1,266</b>   |
| Total Expenditure (€'000s)                         | 2016 | -        | -                | -             | -       | -        | -               | -              |
|  | 2018 | 1,167    | 1,416            | 1,021         | 476     | 390      | 934             | <b>5,404</b>   |
|  | 2020 | 1,886    | 2,119            | 1,452         | 792     | 684      | 1,364           | <b>8,296</b>   |
| Actual Beneficiaries per 1,000 of Population       | 2016 | -        | -                | -             | -       | -        | -               | -              |
|  | 2018 | 2.2      | 1.4              | 2.1           | 1.1     | 0.7      | 4.2             | -              |
|  | 2020 | 3.3      | 1.9              | 2.9           | 1.9     | 1.2      | 6.1             | -              |
| Expected Beneficiaries (Based on National Average) | 2016 | -        | -                | -             | -       | -        | -               | -              |
|  | 2018 | 138      | 266              | 120           | 102     | 138      | 55              | -              |
|  | 2020 | 208      | 421              | 184           | 154     | 214      | 85              | -              |
| Ratio of Beneficiaries (Actual/Estimate)           | 2016 | -        | -                | -             | -       | -        | -               | -              |
|  | 2018 | 1.32     | 0.82             | 1.25          | 0.66    | 0.44     | 2.53            | -              |
|  | 2020 | 1.35     | 0.78             | 1.20          | 0.78    | 0.49     | 2.49            | -              |

Table 10.61a Supplementary Allowance

| Regions, districts and localities | 2016          |               |               | 2018          |               |               | 2020          |               |               |
|-----------------------------------|---------------|---------------|---------------|---------------|---------------|---------------|---------------|---------------|---------------|
|                                   | Males         | Females       | Total         | Males         | Females       | Total         | Males         | Females       | Total         |
| <b>MALTA</b>                      | <b>11,601</b> | <b>12,661</b> | <b>24,262</b> | <b>12,616</b> | <b>12,376</b> | <b>24,992</b> | <b>11,647</b> | <b>11,796</b> | <b>23,443</b> |
| <b>Malta</b>                      | <b>10,724</b> | <b>11,399</b> | <b>22,123</b> | <b>11,707</b> | <b>11,195</b> | <b>22,902</b> | <b>10,883</b> | <b>10,699</b> | <b>21,582</b> |
| <b>Gozo and Comino</b>            | <b>877</b>    | <b>1,262</b>  | <b>2,139</b>  | <b>909</b>    | <b>1,181</b>  | <b>2,090</b>  | <b>764</b>    | <b>1,097</b>  | <b>1,861</b>  |
| <b>Southern Harbour</b>           | <b>3,316</b>  | <b>3,447</b>  | <b>6,763</b>  | <b>3,674</b>  | <b>3,438</b>  | <b>7,112</b>  | <b>3,356</b>  | <b>3,247</b>  | <b>6,603</b>  |
| Bormla                            | 362           | 369           | 731           | 377           | 367           | 744           | 315           | 362           | 677           |
| Il-Fgura                          | 296           | 274           | 570           | 337           | 323           | 660           | 319           | 325           | 644           |
| Floriana                          | 106           | 172           | 278           | 117           | 164           | 281           | 98            | 146           | 244           |
| Hal Luqa                          | 253           | 360           | 613           | 245           | 343           | 588           | 228           | 283           | 511           |
| Hal Tarxien                       | 206           | 223           | 429           | 243           | 234           | 477           | 227           | 227           | 454           |
| Haż-Żabbar                        | 492           | 390           | 882           | 664           | 380           | 1,044         | 613           | 374           | 987           |
| Il-Kalkara                        | 98            | 98            | 196           | 108           | 104           | 212           | 102           | 95            | 197           |
| Il-Marsa                          | 341           | 302           | 643           | 357           | 290           | 647           | 330           | 279           | 609           |
| Raħal Ġdid                        | 339           | 381           | 720           | 400           | 388           | 788           | 367           | 366           | 733           |
| Santa Luċija                      | 100           | 85            | 185           | 116           | 87            | 203           | 110           | 84            | 194           |
| L-Isla                            | 175           | 158           | 333           | 164           | 162           | 326           | 150           | 142           | 292           |
| Valletta                          | 370           | 474           | 844           | 352           | 445           | 797           | 313           | 416           | 729           |
| Il-Birgu                          | 124           | 122           | 246           | 139           | 112           | 251           | 131           | 108           | 239           |
| Ix-Xgħajra                        | 54            | 39            | 93            | 55            | 39            | 94            | 53            | 40            | 93            |
| <b>Northern Harbour</b>           | <b>3,560</b>  | <b>3,637</b>  | <b>7,197</b>  | <b>3,753</b>  | <b>3,551</b>  | <b>7,304</b>  | <b>3,458</b>  | <b>3,379</b>  | <b>6,837</b>  |
| Birkirkara                        | 733           | 672           | 1,405         | 795           | 676           | 1,471         | 711           | 655           | 1,366         |
| Il-Gżira                          | 244           | 260           | 504           | 223           | 243           | 466           | 196           | 238           | 434           |
| Hal Qormi                         | 678           | 609           | 1,287         | 772           | 606           | 1,378         | 725           | 602           | 1,327         |
| Il-Hamrun                         | 513           | 527           | 1,040         | 531           | 509           | 1,040         | 515           | 490           | 1,005         |
| L-Imsida                          | 279           | 282           | 561           | 244           | 266           | 510           | 227           | 232           | 459           |
| Pembroke                          | 47            | 57            | 104           | 47            | 55            | 102           | 47            | 52            | 99            |
| San Ġwann                         | 283           | 227           | 510           | 324           | 237           | 561           | 301           | 233           | 534           |
| Santa Venera                      | 192           | 228           | 420           | 212           | 223           | 435           | 188           | 203           | 391           |
| San Ġiljan                        | 149           | 205           | 354           | 145           | 191           | 336           | 133           | 173           | 306           |
| Is-Swieqi                         | 39            | 54            | 93            | 46            | 50            | 96            | 38            | 40            | 78            |
| Ta' Xbiex                         | 37            | 45            | 82            | 46            | 41            | 87            | 38            | 39            | 77            |
| Tal-Pietà                         | 149           | 175           | 324           | 139           | 161           | 300           | 125           | 146           | 271           |
| Tas-Sliema                        | 217           | 296           | 513           | 229           | 293           | 522           | 214           | 276           | 490           |
| <b>South Eastern</b>              | <b>1,616</b>  | <b>1,679</b>  | <b>3,295</b>  | <b>1,841</b>  | <b>1,661</b>  | <b>3,502</b>  | <b>1,740</b>  | <b>1,612</b>  | <b>3,352</b>  |
| Birżebbuġa                        | 257           | 250           | 507           | 265           | 236           | 501           | 255           | 234           | 489           |
| Il-Gudja                          | 76            | 72            | 148           | 94            | 68            | 162           | 93            | 67            | 160           |
| Hal Ghaxaq                        | 118           | 105           | 223           | 142           | 104           | 246           | 138           | 99            | 237           |
| Hal Kirkop                        | 65            | 67            | 132           | 71            | 68            | 139           | 63            | 56            | 119           |
| Hal Safi                          | 34            | 45            | 79            | 37            | 35            | 72            | 40            | 37            | 77            |
| Marsaskala                        | 193           | 213           | 406           | 207           | 216           | 423           | 195           | 236           | 431           |
| Marsaxlokk                        | 69            | 68            | 137           | 90            | 77            | 167           | 81            | 78            | 159           |
| L-Imqabba                         | 68            | 95            | 163           | 80            | 94            | 174           | 70            | 90            | 160           |
| Il-Qrendi                         | 74            | 78            | 152           | 72            | 77            | 149           | 58            | 69            | 127           |
| Iż-Żejtun                         | 389           | 404           | 793           | 473           | 412           | 885           | 455           | 384           | 839           |
| Iż-Żurrieq                        | 273           | 282           | 555           | 310           | 274           | 584           | 292           | 262           | 554           |
| <b>Western</b>                    | <b>1,150</b>  | <b>1,314</b>  | <b>2,464</b>  | <b>1,308</b>  | <b>1,236</b>  | <b>2,544</b>  | <b>1,229</b>  | <b>1,191</b>  | <b>2,420</b>  |
| Had-Dingli                        | 58            | 43            | 101           | 74            | 41            | 115           | 69            | 45            | 114           |
| Hal Balzan                        | 47            | 60            | 107           | 55            | 57            | 112           | 49            | 57            | 106           |
| Hal Lija                          | 48            | 63            | 111           | 48            | 63            | 111           | 49            | 62            | 111           |
| H'Attard                          | 96            | 138           | 234           | 108           | 115           | 223           | 93            | 108           | 201           |
| Haż-Zebbuġ                        | 315           | 275           | 590           | 356           | 264           | 620           | 344           | 254           | 598           |
| L-Iklin                           | 40            | 24            | 64            | 48            | 25            | 73            | 46            | 26            | 72            |
| L-Imdina                          | 4             | 4             | 8             | 4             | 4             | 8             | 5             | 1             | 6             |
| L-Imtarfa                         | 40            | 93            | 133           | 40            | 90            | 130           | 40            | 82            | 122           |
| Ir-Rabat                          | 327           | 415           | 742           | 372           | 400           | 772           | 341           | 386           | 727           |
| Is-Siġġiewi                       | 175           | 199           | 374           | 203           | 177           | 380           | 193           | 170           | 363           |

Table 10.61a continued

| Regions, districts and localities | 2016         |              |              | 2018         |              |              | 2020         |              |              |
|-----------------------------------|--------------|--------------|--------------|--------------|--------------|--------------|--------------|--------------|--------------|
|                                   | Males        | Females      | Total        | Males        | Females      | Total        | Males        | Females      | Total        |
| <b>Northern</b>                   | <b>1,082</b> | <b>1,322</b> | <b>2,404</b> | <b>1,131</b> | <b>1,309</b> | <b>2,440</b> | <b>1,100</b> | <b>1,270</b> | <b>2,370</b> |
| Hal Gharghur                      | 56           | 44           | 100          | 56           | 39           | 95           | 57           | 35           | 92           |
| Il-Mellieħa                       | 124          | 177          | 301          | 131          | 186          | 317          | 119          | 163          | 282          |
| L-Imġarr                          | 40           | 46           | 86           | 51           | 46           | 97           | 49           | 47           | 96           |
| Il-Mosta                          | 262          | 406          | 668          | 308          | 409          | 717          | 332          | 385          | 717          |
| In-Naxxar                         | 159          | 145          | 304          | 185          | 144          | 329          | 189          | 193          | 382          |
| San Pawl Il-Baħar                 | 441          | 504          | 945          | 400          | 485          | 885          | 354          | 447          | 801          |
| <b>Gozo and Comino</b>            | <b>877</b>   | <b>1,262</b> | <b>2,139</b> | <b>909</b>   | <b>1,181</b> | <b>2,090</b> | <b>764</b>   | <b>1,097</b> | <b>1,861</b> |
| Il-Fontana                        | 27           | 34           | 61           | 25           | 31           | 56           | 21           | 27           | 48           |
| Għajnsielem and Comino            | 89           | 95           | 184          | 96           | 89           | 185          | 84           | 86           | 170          |
| L-Għarb                           | 17           | 35           | 52           | 15           | 32           | 47           | 16           | 33           | 49           |
| L-Għasri                          | 7            | 10           | 17           | 10           | 10           | 20           | 8            | 10           | 18           |
| Il-Munxar                         | 36           | 34           | 70           | 33           | 34           | 67           | 28           | 33           | 61           |
| In-Nadur                          | 127          | 177          | 304          | 126          | 171          | 297          | 108          | 145          | 253          |
| Il-Qala                           | 43           | 85           | 128          | 45           | 85           | 130          | 43           | 75           | 118          |
| San Lawrenz                       | 10           | 22           | 32           | 12           | 17           | 29           | 9            | 17           | 26           |
| Ta' Kerċem                        | 40           | 61           | 101          | 40           | 57           | 97           | 36           | 50           | 86           |
| Ta' Sannat                        | 42           | 63           | 105          | 51           | 57           | 108          | 34           | 55           | 89           |
| Ir-Rabat                          | 149          | 269          | 418          | 160          | 234          | 394          | 127          | 220          | 347          |
| Ix-Xagħra                         | 123          | 141          | 264          | 126          | 136          | 262          | 101          | 128          | 229          |
| Ix-Xewkija                        | 96           | 159          | 255          | 101          | 151          | 252          | 84           | 150          | 234          |
| Iż-Żebbuġ                         | 71           | 77           | 148          | 69           | 77           | 146          | 65           | 68           | 133          |

Table 10.61b Supplementary Allowance: regional analysis

|  |      | Southern | Northern Harbour | South Eastern | Western | Northern | Gozo and Comino | TOTAL          |
|--|------|----------|------------------|---------------|---------|----------|-----------------|----------------|
| Total Population                                   | 2016 | 80,664   | 143,773          | 69,187        | 60,131  | 74,336   | 32,206          | <b>460,297</b> |
|  | 2018 | 82,910   | 160,173          | 72,375        | 61,689  | 83,024   | 33,388          | <b>493,559</b> |
|  | 2020 | 84,901   | 171,606          | 74,831        | 62,927  | 87,272   | 34,563          | <b>516,100</b> |
| Total Beneficiaries                                | 2016 | 6,763    | 7,197            | 3,295         | 2,464   | 2,404    | 2,139           | <b>24,262</b>  |
|  | 2018 | 7,112    | 7,304            | 3,502         | 2,544   | 2,440    | 2,090           | <b>24,992</b>  |
|  | 2020 | 6,603    | 6,837            | 3,352         | 2,420   | 2,370    | 1,861           | <b>23,443</b>  |
| Total Expenditure (€'000s)                         | 2016 | 2,039    | 2,252            | 1,011         | 762     | 683      | 652             | <b>7,400</b>   |
|  | 2018 | 2,389    | 2,625            | 1,196         | 904     | 791      | 720             | <b>8,625</b>   |
|  | 2020 | 2,423    | 2,679            | 1,257         | 947     | 841      | 718             | <b>8,867</b>   |
| Actual Beneficiaries per 1,000 of Population       | 2016 | 83.8     | 50.1             | 47.6          | 41.0    | 32.3     | 66.4            | -              |
|  | 2018 | 85.8     | 45.6             | 48.4          | 41.2    | 29.4     | 62.6            | -              |
|  | 2020 | 77.8     | 39.8             | 44.8          | 38.5    | 27.2     | 53.8            | -              |
| Expected Beneficiaries (Based on National Average) | 2016 | 4,252    | 7,578            | 3,647         | 3,169   | 3,918    | 1,698           | -              |
|  | 2018 | 4,198    | 8,111            | 3,665         | 3,124   | 4,204    | 1,691           | -              |
|  | 2020 | 3,856    | 7,795            | 3,399         | 2,858   | 3,964    | 1,570           | -              |
| Ratio of Beneficiaries (Actual/Estimate)           | 2016 | 1.59     | 0.95             | 0.90          | 0.78    | 0.61     | 1.26            | -              |
|  | 2018 | 1.69     | 0.90             | 0.96          | 0.81    | 0.58     | 1.24            | -              |
|  | 2020 | 1.71     | 0.88             | 0.99          | 0.85    | 0.60     | 1.19            | -              |

Table 10.62a In-Work Benefit

| Regions, districts and localities | 2016         |              |              | 2018         |              |              | 2020         |              |              |
|-----------------------------------|--------------|--------------|--------------|--------------|--------------|--------------|--------------|--------------|--------------|
|                                   | Males        | Females      | Total        | Males        | Females      | Total        | Males        | Females      | Total        |
| <b>MALTA</b>                      | <b>1,226</b> | <b>1,066</b> | <b>2,292</b> | <b>2,936</b> | <b>1,572</b> | <b>4,508</b> | <b>3,315</b> | <b>2,003</b> | <b>5,318</b> |
| <b>Malta</b>                      | <b>1,037</b> | <b>995</b>   | <b>2,032</b> | <b>2,559</b> | <b>1,476</b> | <b>4,035</b> | <b>2,941</b> | <b>1,868</b> | <b>4,809</b> |
| <b>Gozo and Comino</b>            | <b>189</b>   | <b>71</b>    | <b>260</b>   | <b>377</b>   | <b>96</b>    | <b>473</b>   | <b>374</b>   | <b>135</b>   | <b>509</b>   |
| <b>Southern Harbour</b>           | <b>262</b>   | <b>273</b>   | <b>535</b>   | <b>618</b>   | <b>377</b>   | <b>995</b>   | <b>643</b>   | <b>501</b>   | <b>1,144</b> |
| Bormla                            | 16           | 21           | 37           | 29           | 32           | 61           | 40           | 30           | 70           |
| Il-Fgura                          | 58           | 46           | 104          | 127          | 52           | 179          | 128          | 65           | 193          |
| Floriana                          | 6            | 6            | 12           | 12           | 6            | 18           | 8            | 6            | 14           |
| Hal Luqa                          | 11           | 13           | 24           | 23           | 23           | 46           | 39           | 24           | 63           |
| Hal Tarxien                       | 28           | 37           | 65           | 54           | 38           | 92           | 64           | 63           | 127          |
| Haż-Żabbar                        | 71           | 62           | 133          | 190          | 83           | 273          | 178          | 108          | 286          |
| Il-Kalkara                        | 8            | 10           | 18           | 9            | 17           | 26           | 14           | 18           | 32           |
| Il-Marsa                          | 10           | 10           | 20           | 27           | 14           | 41           | 35           | 29           | 64           |
| Rahal Ġdid                        | 24           | 22           | 46           | 73           | 37           | 110          | 59           | 46           | 105          |
| Santa Luċija                      | 5            | 6            | 11           | 8            | 11           | 19           | 11           | 17           | 28           |
| L-Isla                            | 3            | 10           | 13           | 12           | 14           | 26           | 12           | 27           | 39           |
| Valletta                          | 6            | 15           | 21           | 17           | 25           | 42           | 18           | 33           | 51           |
| Il-Birgu                          | 10           | 8            | 18           | 21           | 13           | 34           | 18           | 19           | 37           |
| Ix-Xghajra                        | 6            | 7            | 13           | 16           | 12           | 28           | 19           | 16           | 35           |
| <b>Northern Harbour</b>           | <b>271</b>   | <b>277</b>   | <b>548</b>   | <b>683</b>   | <b>405</b>   | <b>1,088</b> | <b>803</b>   | <b>496</b>   | <b>1,299</b> |
| Birkirkara                        | 69           | 73           | 142          | 161          | 109          | 270          | 174          | 110          | 284          |
| Il-Gżira                          | 11           | 16           | 27           | 28           | 21           | 49           | 36           | 29           | 65           |
| Hal Qormi                         | 62           | 37           | 99           | 167          | 63           | 230          | 174          | 89           | 263          |
| Il-Hamrun                         | 25           | 33           | 58           | 67           | 41           | 108          | 84           | 59           | 143          |
| L-Imsida                          | 16           | 25           | 41           | 45           | 35           | 80           | 62           | 37           | 99           |
| Pembroke                          | 8            | 5            | 13           | 23           | 10           | 33           | 24           | 11           | 35           |
| San Ġwann                         | 16           | 19           | 35           | 51           | 37           | 88           | 62           | 53           | 115          |
| Santa Venera                      | 33           | 25           | 58           | 66           | 35           | 101          | 79           | 37           | 116          |
| San Ġiljan                        | 4            | 8            | 12           | 16           | 11           | 27           | 15           | 15           | 30           |
| Is-Swieqi                         | 4            | 6            | 10           | 7            | 9            | 16           | 15           | 10           | 25           |
| Ta' Xbiex                         | 2            | 1            | 3            | 2            | 1            | 3            | 6            | 2            | 8            |
| Tal-Pietà                         | 16           | 12           | 28           | 27           | 16           | 43           | 36           | 23           | 59           |
| Tas-Sliema                        | 5            | 17           | 22           | 23           | 17           | 40           | 36           | 21           | 57           |
| <b>South Eastern</b>              | <b>195</b>   | <b>207</b>   | <b>402</b>   | <b>465</b>   | <b>292</b>   | <b>757</b>   | <b>516</b>   | <b>334</b>   | <b>850</b>   |
| Birżebbuġa                        | 24           | 30           | 54           | 51           | 38           | 89           | 65           | 41           | 106          |
| Il-Gudja                          | 11           | 9            | 20           | 15           | 11           | 26           | 17           | 12           | 29           |
| Hal Ghaxaq                        | 24           | 17           | 41           | 35           | 24           | 59           | 40           | 22           | 62           |
| Hal Kirkop                        | 11           | 4            | 15           | 22           | 10           | 32           | 21           | 9            | 30           |
| Hal Safi                          | 4            | 8            | 12           | 14           | 16           | 30           | 15           | 15           | 30           |
| Marsaskala                        | 37           | 43           | 80           | 100          | 57           | 157          | 120          | 77           | 197          |
| Marsaxlokk                        | 6            | 7            | 13           | 15           | 11           | 26           | 16           | 14           | 30           |
| L-Imqabba                         | 10           | 12           | 22           | 20           | 13           | 33           | 16           | 11           | 27           |
| Il-Qrendi                         | 4            | 8            | 12           | 15           | 9            | 24           | 11           | 5            | 16           |
| Iż-Żejtun                         | 36           | 33           | 69           | 97           | 61           | 158          | 110          | 69           | 179          |
| Iż-Żurrieq                        | 28           | 36           | 64           | 81           | 42           | 123          | 85           | 59           | 144          |
| <b>Western</b>                    | <b>131</b>   | <b>118</b>   | <b>249</b>   | <b>324</b>   | <b>184</b>   | <b>508</b>   | <b>369</b>   | <b>208</b>   | <b>577</b>   |
| Had-Dingli                        | 10           | 5            | 15           | 25           | 14           | 39           | 21           | 13           | 34           |
| Hal Balzan                        | 2            | 9            | 11           | 9            | 11           | 20           | 16           | 14           | 30           |
| Hal Lija                          | 3            | 1            | 4            | 6            | 4            | 10           | 10           | 10           | 20           |
| H'Attard                          | 14           | 13           | 27           | 27           | 22           | 49           | 32           | 24           | 56           |
| Haż-Zebbuġ                        | 55           | 37           | 92           | 122          | 50           | 172          | 138          | 60           | 198          |
| L-Iklin                           | 5            | 5            | 10           | 17           | 6            | 23           | 14           | 5            | 19           |
| L-Imdina                          | -            | -            | -            | -            | -            | -            | -            | -            | -            |
| L-Imtarfa                         | 9            | 7            | 16           | 20           | 11           | 31           | 18           | 15           | 33           |
| Ir-Rabat                          | 24           | 22           | 46           | 58           | 40           | 98           | 71           | 39           | 110          |
| Is-Siġġiewi                       | 9            | 19           | 28           | 40           | 26           | 66           | 49           | 28           | 77           |

Table 10.62a continued

| Regions, districts and localities | 2016       |            |            | 2018       |            |            | 2020       |            |            |
|-----------------------------------|------------|------------|------------|------------|------------|------------|------------|------------|------------|
|                                   | Males      | Females    | Total      | Males      | Females    | Total      | Males      | Females    | Total      |
| <b>Northern</b>                   | <b>178</b> | <b>120</b> | <b>298</b> | <b>469</b> | <b>218</b> | <b>687</b> | <b>610</b> | <b>329</b> | <b>939</b> |
| Hal Gharghur                      | 7          | 4          | 11         | 13         | 7          | 20         | 18         | 11         | 29         |
| Il-Mellieħa                       | 26         | 14         | 40         | 62         | 27         | 89         | 74         | 40         | 114        |
| L-Imġarr                          | 10         | 7          | 17         | 27         | 13         | 40         | 27         | 17         | 44         |
| Il-Mosta                          | 64         | 39         | 103        | 155        | 65         | 220        | 159        | 91         | 250        |
| In-Naxxar                         | 21         | 19         | 40         | 64         | 34         | 98         | 62         | 45         | 107        |
| San Pawl Il-Baħar                 | 50         | 37         | 87         | 148        | 72         | 220        | 270        | 125        | 395        |
| <b>Gozo and Comino</b>            | <b>189</b> | <b>71</b>  | <b>260</b> | <b>377</b> | <b>96</b>  | <b>473</b> | <b>374</b> | <b>135</b> | <b>509</b> |
| Il-Fontana                        | 8          | -          | 8          | 13         | 1          | 14         | 12         | 5          | 17         |
| Għajnsielem                       | 19         | 12         | 31         | 27         | 10         | 37         | 28         | 11         | 39         |
| and Comino                        | 10         | 1          | 11         | 16         | 2          | 18         | 12         | 5          | 17         |
| L-Għarb                           | -          | -          | -          | 4          | -          | 4          | 5          | 1          | 6          |
| L-Għasri                          | 7          | 1          | 8          | 10         | 3          | 13         | 16         | 4          | 20         |
| Il-Munxar                         | 14         | 4          | 18         | 40         | 6          | 46         | 50         | 6          | 56         |
| In-Nadur                          | 13         | 4          | 17         | 26         | 7          | 33         | 28         | 7          | 35         |
| Il-Qala                           | 5          | 1          | 6          | 6          | 2          | 8          | 7          | 2          | 9          |
| San Lawrenz                       | 13         | 2          | 15         | 24         | 2          | 26         | 18         | 16         | 34         |
| Ta' Kerċem                        | 15         | 6          | 21         | 38         | 11         | 49         | 25         | 3          | 28         |
| Ta' Sannat                        | 26         | 19         | 45         | 52         | 20         | 72         | 48         | 31         | 79         |
| Ir-Rabat                          | 22         | 10         | 32         | 53         | 14         | 67         | 53         | 20         | 73         |
| Ix-Xagħra                         | 23         | 8          | 31         | 45         | 9          | 54         | 42         | 10         | 52         |
| Ix-Xewkija                        | 14         | 3          | 17         | 23         | 9          | 32         | 30         | 14         | 44         |
| Iż-Żebbuġ                         |            |            |            |            |            |            |            |            |            |

Table 10.62b In-Work Benefit: regional analysis

|  |      | Southern | Northern Harbour | South Eastern | Western | Northern | Gozo and Comino | TOTAL          |
|--|------|----------|------------------|---------------|---------|----------|-----------------|----------------|
| Total Population                                   | 2016 | 80,664   | 143,773          | 69,187        | 60,131  | 74,336   | 32,206          | <b>460,297</b> |
|  | 2018 | 82,910   | 160,173          | 72,375        | 61,689  | 83,024   | 33,388          | <b>493,559</b> |
|  | 2020 | 84,901   | 171,606          | 74,831        | 62,927  | 87,272   | 34,563          | <b>516,100</b> |
| Total Beneficiaries                                | 2016 | 535      | 548              | 402           | 249     | 298      | 260             | <b>2,292</b>   |
|  | 2018 | 995      | 1,088            | 757           | 508     | 687      | 473             | <b>4,508</b>   |
|  | 2020 | 1,144    | 1,299            | 850           | 577     | 939      | 509             | <b>5,318</b>   |
| Total Expenditure (€'000s)                         | 2016 | 599      | 533              | 413           | 301     | 325      | 329             | <b>2,501</b>   |
|  | 2018 | 810      | 879              | 615           | 442     | 578      | 450             | <b>3,773</b>   |
|  | 2020 | 932      | 1,170            | 718           | 480     | 845      | 476             | <b>4,620</b>   |
| Actual Beneficiaries per 1,000 of Population       | 2016 | 6.6      | 3.8              | 5.8           | 4.1     | 4.0      | 8.1             | -              |
|  | 2018 | 12.0     | 6.8              | 10.5          | 8.2     | 8.3      | 14.2            | -              |
|  | 2020 | 13.5     | 7.6              | 11.4          | 9.2     | 10.8     | 14.7            | -              |
| Expected Beneficiaries (Based on National Average) | 2016 | 402      | 716              | 345           | 299     | 370      | 160             | -              |
|  | 2018 | 757      | 1,463            | 661           | 563     | 758      | 305             | -              |
|  | 2020 | 875      | 1,768            | 771           | 648     | 899      | 356             | -              |
| Ratio of Beneficiaries (Actual/Estimate)           | 2016 | 1.33     | 0.77             | 1.17          | 0.83    | 0.81     | 1.62            | -              |
|  | 2018 | 1.31     | 0.74             | 1.15          | 0.90    | 0.91     | 1.55            | -              |
|  | 2020 | 1.31     | 0.73             | 1.10          | 0.89    | 1.04     | 1.43            | -              |

Table 10.63a In-Work Supplement

| Regions, districts and localities | 2020         |              |              | Regions, districts and localities | 2020       |            |            |
|-----------------------------------|--------------|--------------|--------------|-----------------------------------|------------|------------|------------|
|                                   | Males        | Females      | Total        |                                   | Males      | Females    | Total      |
| <b>MALTA</b>                      | <b>2,583</b> | <b>1,680</b> | <b>4,263</b> | <b>Northern</b>                   | <b>490</b> | <b>268</b> | <b>758</b> |
| Malta                             | 2,311        | 1,575        | 3,886        | Hal Għargħur                      | 13         | 9          | 22         |
| Gozo and Comino                   | 272          | 105          | 377          | Il-Mellieħa                       | 59         | 36         | 95         |
| <b>Southern Harbour</b>           | <b>486</b>   | <b>441</b>   | <b>927</b>   | L-Imġarr                          | 20         | 13         | 33         |
| Bormla                            | 31           | 28           | 59           | Il-Mosta                          | 117        | 69         | 186        |
| Il-Fgura                          | 91           | 55           | 146          | In-Naxxar                         | 48         | 35         | 83         |
| Floriana                          | 8            | 6            | 14           | San Pawl Il-Baħar                 | 233        | 106        | 339        |
| Hal Luqa                          | 26           | 20           | 46           | <b>Gozo and Comino</b>            | <b>272</b> | <b>105</b> | <b>377</b> |
| Hal Tarxien                       | 46           | 53           | 99           | Il-Fontana                        | 9          | 5          | 14         |
| Haż-Żabbar                        | 135          | 90           | 225          | Għajnsielem                       | 20         | 10         | 30         |
| Il-Kalkara                        | 10           | 18           | 28           | and Comino                        | 7          | 4          | 11         |
| Il-Marsa                          | 32           | 25           | 57           | L-Għarb                           | 4          | 1          | 5          |
| Raħal Ġdid                        | 42           | 36           | 78           | L-Għasri                          | 15         | 5          | 20         |
| Santa Luċija                      | 8            | 16           | 24           | Il-Munxar                         | 38         | 3          | 41         |
| L-Isla                            | 8            | 22           | 30           | In-Nadur                          | 16         | 7          | 23         |
| Valletta                          | 19           | 34           | 53           | Il-Qala                           | 6          | 1          | 7          |
| Il-Birgu                          | 16           | 22           | 38           | San Lawrenz                       | 11         | 3          | 14         |
| Ix-Xgħajra                        | 14           | 16           | 30           | Ta' Kerċem                        | 16         | 9          | 25         |
| <b>Northern Harbour</b>           | <b>652</b>   | <b>418</b>   | <b>1,070</b> | Ta' Sannat                        | 38         | 21         | 59         |
| Birkirkara                        | 144          | 85           | 229          | Ir-Rabat                          | 37         | 17         | 54         |
| Il-Gżira                          | 30           | 23           | 53           | Ix-Xgħira                         | 35         | 8          | 43         |
| Hal Qormi                         | 126          | 79           | 205          | Ix-Xewkija                        | 20         | 11         | 31         |
| Il-Hamrun                         | 70           | 44           | 114          | Iż-Żebbuġ                         |            |            |            |
| L-Imsida                          | 48           | 31           | 79           |                                   |            |            |            |
| Pembroke                          | 17           | 9            | 26           |                                   |            |            |            |
| San Ġwann                         | 62           | 44           | 106          |                                   |            |            |            |
| Santa Venera                      | 67           | 32           | 99           |                                   |            |            |            |
| San Ġiljan                        | 11           | 15           | 26           |                                   |            |            |            |
| Is-Swieqi                         | 13           | 11           | 24           |                                   |            |            |            |
| Ta' Xbiex                         | 4            | 2            | 6            |                                   |            |            |            |
| Tal-Pietà                         | 31           | 24           | 55           |                                   |            |            |            |
| Tas-Sliema                        | 29           | 19           | 48           |                                   |            |            |            |
| <b>South Eastern</b>              | <b>404</b>   | <b>285</b>   | <b>689</b>   |                                   |            |            |            |
| Birżebbuġa                        | 56           | 40           | 96           |                                   |            |            |            |
| Il-Gudja                          | 7            | 4            | 11           |                                   |            |            |            |
| Hal Għaxaq                        | 30           | 21           | 51           |                                   |            |            |            |
| Hal Kirkop                        | 18           | 8            | 26           |                                   |            |            |            |
| Hal Safi                          | 14           | 12           | 26           |                                   |            |            |            |
| Marsaskala                        | 88           | 58           | 146          |                                   |            |            |            |
| Marsaxlokk                        | 19           | 11           | 30           |                                   |            |            |            |
| L-Imqabba                         | 15           | 10           | 25           |                                   |            |            |            |
| Il-Qrendi                         | 12           | 4            | 16           |                                   |            |            |            |
| Iż-Żejtun                         | 82           | 64           | 146          |                                   |            |            |            |
| Iż-Żurrieq                        | 63           | 53           | 116          |                                   |            |            |            |
| <b>Western</b>                    | <b>279</b>   | <b>163</b>   | <b>442</b>   |                                   |            |            |            |
| Had-Dingli                        | 16           | 6            | 22           |                                   |            |            |            |
| Hal Balzan                        | 7            | 12           | 19           |                                   |            |            |            |
| Hal Lija                          | 4            | 8            | 12           |                                   |            |            |            |
| H'Attard                          | 23           | 21           | 44           |                                   |            |            |            |
| Haż-Zebbuġ                        | 94           | 45           | 139          |                                   |            |            |            |
| L-Iklin                           | 14           | 4            | 18           |                                   |            |            |            |
| L-Imdina                          | -            | -            | -            |                                   |            |            |            |
| L-Imtarfa                         | 25           | 12           | 37           |                                   |            |            |            |
| Ir-Rabat                          | 56           | 32           | 88           |                                   |            |            |            |
| Is-Siġġiewi                       | 40           | 23           | 63           |                                   |            |            |            |

Table 10.63b In-Work Supplement: regional analysis

|  |      | Southern | Northern Harbour | South Eastern | Western | Northern | Gozo and Comino | TOTAL   |
|--|------|----------|------------------|---------------|---------|----------|-----------------|---------|
| Total Population                                   | 2020 | 84,901   | 171,606          | 74,831        | 62,927  | 87,272   | 34,563          | 516,100 |
| Total Beneficiaries                                | 2020 | 927      | 1,070            | 689           | 442     | 758      | 377             | 4,263   |
| Total Expenditure (€'000s)                         | 2020 | 232      | 268              | 172           | 111     | 190      | 94              | 1,066   |
| Actual Beneficiaries per 1,000 of Population       | 2020 | 10.9     | 6.2              | 9.2           | 7.0     | 8.7      | 10.9            | -       |
| Expected Beneficiaries (Based on National Average) | 2020 | 701      | 1,417            | 618           | 520     | 721      | 285             | -       |
| Ratio of Beneficiaries (Actual/Estimate)           | 2020 | 1.32     | 0.75             | 1.11          | 0.85    | 1.05     | 1.32            | -       |

Table 10.64 Unique Beneficiaries

| Regions, districts and localities | 2020           |                      |                        |                         |                          |                            |                                 |
|-----------------------------------|----------------|----------------------|------------------------|-------------------------|--------------------------|----------------------------|---------------------------------|
|                                   | Population     | Actual Beneficiaries | Expected Beneficiaries | Ratio (actual/expected) | % Share of Beneficiaries | Total Expenditure (€'000s) | Expenditure per Beneficiary (€) |
| <b>MALTA</b>                      | <b>516,100</b> | <b>170,259</b>       | <b>170,259</b>         | <b>1.00</b>             | <b>100.00</b>            | <b>1,027,034</b>           | <b>6,032</b>                    |
| <b>Malta</b>                      | <b>481,537</b> | <b>157,235</b>       | <b>158,857</b>         | <b>0.99</b>             | <b>92.35</b>             | <b>951,431</b>             | <b>6,051</b>                    |
| <b>Gozo and Comino</b>            | <b>34,563</b>  | <b>13,024</b>        | <b>11,402</b>          | <b>1.14</b>             | <b>7.65</b>              | <b>75,603</b>              | <b>5,805</b>                    |
| <b>Southern Harbour</b>           | <b>84,901</b>  | <b>34,360</b>        | <b>28,008</b>          | <b>1.23</b>             | <b>20.18</b>             | <b>219,149</b>             | <b>6,378</b>                    |
| Bormla                            | 5,142          | 2,279                | 1,696                  | 1.34                    | 1.34                     | 15,419                     | 6,766                           |
| Il-Fgura                          | 12,947         | 4,916                | 4,271                  | 1.15                    | 2.89                     | 28,678                     | 5,834                           |
| Floriana                          | 2,029          | 908                  | 669                    | 1.36                    | 0.53                     | 6,595                      | 7,263                           |
| Hal Luqa                          | 6,330          | 2,810                | 2,088                  | 1.35                    | 1.65                     | 15,136                     | 5,386                           |
| Hal Tarxien                       | 8,915          | 3,528                | 2,941                  | 1.20                    | 2.07                     | 21,765                     | 6,169                           |
| Haż-Żabbar                        | 15,648         | 6,365                | 5,162                  | 1.23                    | 3.74                     | 37,864                     | 5,949                           |
| Il-Kalkara                        | 3,113          | 1,104                | 1,027                  | 1.08                    | 0.65                     | 7,213                      | 6,533                           |
| Il-Marsa                          | 5,733          | 2,293                | 1,891                  | 1.21                    | 1.35                     | 15,435                     | 6,731                           |
| Raħal Ġdid                        | 9,094          | 3,602                | 3,000                  | 1.20                    | 2.12                     | 24,316                     | 6,751                           |
| Santa Luċija                      | 2,958          | 1,251                | 976                    | 1.28                    | 0.73                     | 9,562                      | 7,643                           |
| L-Isla                            | 2,732          | 1,103                | 901                    | 1.22                    | 0.65                     | 7,880                      | 7,144                           |
| Valletta                          | 5,859          | 2,517                | 1,933                  | 1.30                    | 1.48                     | 18,051                     | 7,172                           |
| Il-Birgu                          | 2,455          | 1,028                | 810                    | 1.27                    | 0.60                     | 7,947                      | 7,731                           |
| Ix-Xghajra                        | 1,946          | 656                  | 642                    | 1.02                    | 0.39                     | 3,289                      | 5,014                           |
| <b>Northern Harbour</b>           | <b>171,606</b> | <b>47,505</b>        | <b>56,612</b>          | <b>0.84</b>             | <b>27.90</b>             | <b>307,244</b>             | <b>6,468</b>                    |
| Birkirkara                        | 25,790         | 9,026                | 8,508                  | 1.06                    | 5.30                     | 54,875                     | 6,080                           |
| Il-Gżira                          | 13,021         | 2,776                | 4,296                  | 0.65                    | 1.63                     | 18,158                     | 6,541                           |
| Hal Qormi                         | 17,240         | 7,074                | 5,687                  | 1.24                    | 4.15                     | 43,416                     | 6,137                           |
| Il-Hamrun                         | 10,122         | 4,223                | 3,339                  | 1.26                    | 2.48                     | 28,677                     | 6,791                           |
| L-Imsida                          | 15,566         | 3,146                | 5,135                  | 0.61                    | 1.85                     | 18,750                     | 5,960                           |
| Pembroke                          | 3,910          | 1,041                | 1,290                  | 0.81                    | 0.61                     | 5,498                      | 5,281                           |
| San Ġwann                         | 15,111         | 4,424                | 4,985                  | 0.89                    | 2.60                     | 29,222                     | 6,605                           |
| Santa Venera                      | 7,983          | 3,000                | 2,634                  | 1.14                    | 1.76                     | 17,862                     | 5,954                           |
| San Ġiljan                        | 15,104         | 2,696                | 4,983                  | 0.54                    | 1.58                     | 18,963                     | 7,034                           |
| Is-Swieqi                         | 15,847         | 2,598                | 5,228                  | 0.50                    | 1.53                     | 15,944                     | 6,137                           |
| Ta' Xbiex                         | 2,189          | 643                  | 722                    | 0.89                    | 0.38                     | 5,143                      | 7,998                           |
| Tal-Pietà                         | 5,311          | 1,594                | 1,752                  | 0.91                    | 0.94                     | 10,224                     | 6,414                           |
| Tas-Sliema                        | 24,412         | 5,264                | 8,053                  | 0.65                    | 3.09                     | 40,512                     | 7,696                           |
| <b>South Eastern</b>              | <b>74,831</b>  | <b>26,523</b>        | <b>24,686</b>          | <b>1.07</b>             | <b>15.58</b>             | <b>149,493</b>             | <b>5,636</b>                    |
| Birżebbuġa                        | 13,422         | 3,564                | 4,428                  | 0.80                    | 2.09                     | 20,739                     | 5,819                           |
| Il-Gudja                          | 3,227          | 1,219                | 1,065                  | 1.15                    | 0.72                     | 7,493                      | 6,147                           |
| Hal Ghaxaq                        | 4,989          | 1,906                | 1,646                  | 1.16                    | 1.12                     | 10,769                     | 5,650                           |
| Hal Kirkop                        | 2,478          | 962                  | 817                    | 1.18                    | 0.57                     | 5,297                      | 5,506                           |
| Hal Safi                          | 2,403          | 854                  | 793                    | 1.08                    | 0.50                     | 4,640                      | 5,433                           |
| Marsaskala                        | 15,579         | 4,653                | 5,139                  | 0.91                    | 2.73                     | 22,326                     | 4,798                           |
| Marsaxlokk                        | 3,774          | 1,322                | 1,245                  | 1.06                    | 0.78                     | 7,681                      | 5,810                           |
| L-Imqabba                         | 3,373          | 1,205                | 1,113                  | 1.08                    | 0.71                     | 6,323                      | 5,248                           |
| Il-Qrendi                         | 2,861          | 1,154                | 944                    | 1.22                    | 0.68                     | 6,449                      | 5,588                           |
| Iż-Żejtun                         | 11,516         | 5,129                | 3,799                  | 1.35                    | 3.01                     | 32,450                     | 6,327                           |
| Iż-Żurrieq                        | 11,209         | 4,555                | 3,698                  | 1.23                    | 2.68                     | 25,328                     | 5,560                           |
| <b>Western</b>                    | <b>62,927</b>  | <b>22,891</b>        | <b>20,759</b>          | <b>1.10</b>             | <b>13.44</b>             | <b>138,761</b>             | <b>6,062</b>                    |
| Had-Dingli                        | 3,748          | 1,359                | 1,236                  | 1.10                    | 0.80                     | 7,434                      | 5,470                           |
| Hal Balzan                        | 4,741          | 1,552                | 1,564                  | 0.99                    | 0.91                     | 10,847                     | 6,989                           |
| Hal Lija                          | 3,303          | 1,073                | 1,090                  | 0.98                    | 0.63                     | 7,014                      | 6,537                           |
| H'Attard                          | 11,774         | 3,749                | 3,884                  | 0.97                    | 2.20                     | 23,050                     | 6,148                           |
| Haż-Żebbuġ                        | 12,609         | 4,696                | 4,160                  | 1.13                    | 2.76                     | 26,766                     | 5,700                           |
| L-Iklin                           | 3,534          | 1,049                | 1,166                  | 0.90                    | 0.62                     | 7,000                      | 6,673                           |
| L-Imdina                          | 244            | 105                  | 80                     | 1.30                    | 0.06                     | 898                        | 8,551                           |
| L-Imtarfa                         | 2,612          | 845                  | 862                    | 0.98                    | 0.50                     | 3,517                      | 4,163                           |
| Ir-Rabat                          | 11,501         | 5,092                | 3,794                  | 1.34                    | 2.99                     | 32,513                     | 6,385                           |
| Is-Siġġiewi                       | 8,861          | 3,371                | 2,923                  | 1.15                    | 1.98                     | 19,722                     | 5,850                           |

Table 10.64 continued

| Regions, districts and localities | 2020          |                      |                        |                         |                          |                            |                                 |
|-----------------------------------|---------------|----------------------|------------------------|-------------------------|--------------------------|----------------------------|---------------------------------|
|                                   | Population    | Actual Beneficiaries | Expected Beneficiaries | Ratio (actual/expected) | % Share of Beneficiaries | Total Expenditure (€'000s) | Expenditure per Beneficiary (€) |
| <b>Northern</b>                   | <b>87,272</b> | <b>25,956</b>        | <b>28,791</b>          | <b>0.90</b>             | <b>15.25</b>             | <b>136,783</b>             | <b>5,270</b>                    |
| Hal Gharghur                      | 2,922         | 1,038                | 964                    | 1.08                    | 0.61                     | 5,033                      | 4,849                           |
| Il-Mellieħa                       | 11,693        | 3,451                | 3,857                  | 0.89                    | 2.03                     | 18,494                     | 5,359                           |
| L-Imġarr                          | 3,985         | 1,398                | 1,315                  | 1.06                    | 0.82                     | 6,870                      | 4,914                           |
| Il-Mosta                          | 21,495        | 7,729                | 7,091                  | 1.09                    | 4.54                     | 42,621                     | 5,514                           |
| In-Naxxar                         | 15,388        | 4,922                | 5,076                  | 0.97                    | 2.89                     | 27,929                     | 5,674                           |
| San Pawl Il-Baħar                 | 31,789        | 7,418                | 10,487                 | 0.71                    | 4.36                     | 35,836                     | 4,831                           |
| <b>Gozo and Comino</b>            | <b>34,563</b> | <b>13,024</b>        | <b>11,402</b>          | <b>1.14</b>             | <b>7.65</b>              | <b>75,603</b>              | <b>5,805</b>                    |
| Il-Fontana                        | 958           | 372                  | 316                    | 1.18                    | 0.22                     | 2,149                      | 5,778                           |
| Għajnsielem and Comino            | 3,013         | 1,150                | 994                    | 1.16                    | 0.68                     | 6,504                      | 5,655                           |
| L-Għarb                           | 1,314         | 459                  | 433                    | 1.06                    | 0.27                     | 2,392                      | 5,212                           |
| L-Għasri                          | 423           | 166                  | 140                    | 1.19                    | 0.10                     | 1,039                      | 6,260                           |
| Il-Munxar                         | 1,344         | 396                  | 443                    | 0.89                    | 0.23                     | 2,136                      | 5,393                           |
| In-Nadur                          | 4,232         | 1,605                | 1,396                  | 1.15                    | 0.94                     | 9,444                      | 5,884                           |
| Il-Qala                           | 1,962         | 760                  | 647                    | 1.17                    | 0.45                     | 4,220                      | 5,552                           |
| San Lawrenz                       | 728           | 245                  | 240                    | 1.02                    | 0.14                     | 1,408                      | 5,747                           |
| Ta' Kerċem                        | 1,822         | 672                  | 601                    | 1.12                    | 0.39                     | 3,967                      | 5,903                           |
| Ta' Sannat                        | 1,913         | 765                  | 631                    | 1.21                    | 0.45                     | 4,215                      | 5,510                           |
| Ir-Rabat                          | 6,624         | 2,600                | 2,185                  | 1.19                    | 1.53                     | 16,594                     | 6,382                           |
| Ix-Xagħra                         | 4,313         | 1,670                | 1,423                  | 1.17                    | 0.98                     | 9,206                      | 5,513                           |
| Ix-Xewkija                        | 3,260         | 1,335                | 1,075                  | 1.24                    | 0.78                     | 7,940                      | 5,947                           |
| Iż-Żebbuġ                         | 2,657         | 829                  | 877                    | 0.95                    | 0.49                     | 4,390                      | 5,296                           |

## List of Schemes

1. Contributory Benefits
2. Non-Contributory Benefits
3. Hospitals and Other Health Care
4. Family and Social Welfare
5. NPISH
6. APPOĠĠ
7. SEDQA
8. Employment and Training Corporation/Jobplus
9. Sickness Days – Employers' Expenditure
10. Subsidies on Utilities
11. Energy Benefit
12. Housing Authority Subsidies
13. Bus Fare Subsidy
14. Pensioners' Gozo Ferry Boat Subsidy
15. Care of the Elderly and the Disabled
16. Treasury Pensions
17. MDD/MSCL/MSY Voluntary Retirement Schemes
18. Third Country Nationals and Refugees
19. COVID-19 Support Measures

1. The contributory scheme in Malta is a system where an employee, self-occupied or self-employed person pays a weekly contribution as laid down in the Social Security Act, through a 'pay as you go' system. This scheme is universal since it practically covers all strata of the Maltese society. All pensions and allowances payable under this scheme are subject to some form of a contribution test depending on the type of benefit claimed.
2. The non-contributory scheme was originally intended to cater for those below the 'poverty line'. It has over a period of years evolved into a comprehensive scheme with several provisions that can provide simultaneous coverage in those cases where more than one contingency is present, such as in the case of persons with a disability as well as in the case of single parents.

3. Health: This scheme covers the Maltese health care system as operated by means of an integrated health service that is organised at the national level. Parliament is responsible for enacting health care legislation and for approving the health care budget. Although a few ministries have a health-related function, most decisions regarding health care are taken at the level of the Ministry for the Family, Children's Rights and Social Solidarity.
4. The Department of Family Welfare offers services in social work that aim at favouring a better mutual adaptation of individuals, families, groups, and the social environment in which they live, and developing their self-respect and self-responsibility.
5. The data covering the NPISH sector is based on information from a specific survey, as well as from the financial statements of the more prominent components of this sector. The functions covered under this scheme are:
  - Sickness / Health care (Various services offered by non-profit institutions to sick people. Some of these institutions provide support, while others collect funds to help people that suffer from cancer and other illnesses);
  - Disability (provision of rehabilitation and other services to help the disabled offered by the various NPISH);
  - Old Age (offering non-profit homes for the elderly, the major part covered by the Archdiocese of Malta);
  - Family/Children (Child day-care centres and homes for children. Most of these homes are provided by the Archdiocese of Malta. This function includes also various counselling and support services for children and their parents);
  - Other Social Exclusion (This function includes provision of accommodation to sufferers from domestic violence, rehabilitation services for alcohol and drug abusers, as well as support and counselling services for drug and alcohol abusers, victims of crime, prisoners, and help given to poor people).
6. In 1994 the APPOĠĠ (originally called Social Welfare Development Programme) was set up by the then Ministry for Social Policy. It was set up by the Cabinet of Ministers to work for the improvement of the social welfare sector as well as community development, with emphasis on children.
7. SEDQA agency was mandated by a Cabinet decision to provide prevention and care services to increase awareness and treat drug and alcohol abuse. The objective of this agency is to plan and recommend developments and updates of the national policy in the field of drug and alcohol abuse and to provide services in health promotion, prevention, treatment, and rehabilitation to persons with drug and/or alcohol problems (and their families) in order to help them live a healthier life and to integrate better in society.
8. The Employment and Training Corporation provides training programmes and gives training allowances to unemployed persons who are seeking employment. In June 2016, an act of Parliament brought about the change in name to Jobplus, as part of a wider branding strategy aimed at positioning Jobplus as an innovative and dynamic organisation that satisfies the labour market demands of employers, jobseekers, and employees.



9. Sickness Days - Employers' Expenditure: This scheme covers employer's expenditure made with regards to employees who are on sick or injury leave:
- i. Sick leave: These consist mainly of wages and salaries paid by employers during periods of sick leave. According to local legislation, full pay must continue to be paid during the first three days of sick leave. Subsequently, sick leave pay is financed partly through social security benefits paid by the DSS, with the shortfall being contributed by the employer. Depending on specific employee-employer arrangements, the employer will, after an established period, proceed to cover 50 per cent of the salary. At a later point, the employer may be relinquished from his/her obligations to pay any salary to employees on long-term sick leave. The number of sickness or injury days taken was deduced from the NSO's Labour Cost Survey (LCS). Multiplying this result with the average daily wage, based on the National Accounts estimates also compiled by the NSO, produced the total annual cost towards sick leave. To avoid possible double counting issues, Contributory Sickness and Injury Benefits outlays (reported under Scheme 1) are deducted from the total cost. Furthermore, as injury days are also included in the LCS results, the injury leave (refer to (ii) below) is also deducted from the total cost.
  - ii. Injury leave: All employees are entitled to a maximum period of one year injury leave on full pay, less the full amount of any injury benefit to which such employee may be entitled in terms of the Social Security Act, if s/he is injured during the actual discharge of his duty and not due to contributory negligence on her/his part or to any contravention of safety rules laid down by the employer. As in the case of sick leave, the first 3 days of absence from work are paid by the employer. Administrative sources from the DSS provide data covering payments made by the employer during periods of injury leave.
10. Subsidies on Utilities: Subsidised telephone rent is offered to elderly people who are in possession of the pink form and are on social assistance. Water and electricity rebates awarded to domestic households whose head is benefiting from social assistance. These rebates are in the form of a waiver on the meter rents (both water and electricity), as well as a reduction in the consumption charge for water.
11. Energy Benefit: All individuals who are in receipt of one of Social Assistance, Carers' Allowance, Unemployment Assistance, Increased Carers' Allowance, Age Pension, Social Assistance for Single Parents or Special Unemployment benefit, along with those who benefit from water and electricity meter rebates, automatically qualify for the Energy Benefit. Furthermore, those persons in receipt of Children's Allowance, Supplementary Allowance or Drug Addicts Allowance are also eligible to receive the benefit if their declared income does not exceed €9,961 (Year of Assessment 2019). The number of Energy Benefit beneficiaries is taken to be equal to the number of water and electricity meter rebates recipients.
12. Housing Authority Subsidies: The Housing Authority subsidizes the interest paid by members of the public on loans obtained to purchase housing units from the Authority and to build on land leased from the Authority. The Housing Authority also subsidizes the cost of housing units, plots and ground rents to members of the public. Grants are also given on various schemes offered by the Authority.
13. Bus Fare Subsidy: Subsidies to (i) pensioners (in possession of the *Kartanzjan* card), (ii) disabled persons in possession of the Blue Badge or Special ID Card issued by the National Commission Persons with Disability and (iii) children between the ages of 4 and 10 (both inclusive) on route bus fares.

14. Pensioners' Gozo Ferry Boat Subsidy: Subsidies to pensioners (in possession of the *Kartanzjan* card) on Gozo Channel Co. Ltd. ferry boat trips.
15. Care of the Elderly and the Disabled: The scheme covering the Elderly function is composed of non means-tested Old Age as well as Disability benefits. Services such as the Adult Training Centres (which provide resources, services, training and other forms of support that enable persons with disability, and their families, to form an integral part of society) are included within this function; although the bulk of expenditure under this scheme covers 'homes for the elderly'.
16. Treasury pensions: This scheme covers several programmes as follows:
- i. Pensions, Allowances and Gratuities under Pensions Ordinance and rules previously in force;
  - ii. Pensions and Allowances under the Widows' and Orphans' Pensions Act;
  - iii. Pensions and Allowances under the Personal Injuries (Emergency Provisions);
  - iv. Allowances under Act XVII of 1966 (Members of Parliament Retiring Allowances Act, 1966) and pensions under Act XXVI of 1979 (Members of Parliament Pensions Act, 1979) as amended by Act XIII of 1981;
  - v. Pensions, Allowances and Gratuities under Members of the Judiciary (Pensions) Act;
  - vi. Pensions Allowances and Gratuities under Civil Protection Act;
  - vii. Pensions Allowances and Gratuities under Prisons Act;
  - viii. Pensions specifically authorised;
  - ix. Cost of Living Bonus to retired Members of Parliament and Civil and Police pensioners;
  - x. Cost of Living Bonus to widows and orphans under the Widows' and Orphans' Pensions Act;
  - xi. Bonus to Government pensioners.
17. MDD/MSCL/MSY Voluntary Retirement Schemes: This monthly retirement benefit which is directly linked to the number of service years is payable under this scheme until the beneficiaries attain the age of 61, when the normal retirement pensions become available.
18. Third Country Nationals and Refugees: This vote covers recurrent expenditure in connection with the stay of irregular immigrants in Malta. Costs covered include the provision of food, medical services, maintenance of temporary shelter and surveillance by the Armed Forces of Malta.
19. COVID-19 Support Measures: In March 2020, various support measures were announced by the Government to counteract the negative economic impact caused by the COVID-19 pandemic. The aim of the introduced measures was in aiding those businesses who suffered the most during the pandemic, whilst maintaining their employees' job security.

## Methodological Notes

### Social Security Contributory Benefits (applies to Chapters 3, 4 and 5)

1. Persons in receipt of any of the following Contributory Benefits or groups of benefits:
  - i. Pensions in respect of Invalidity,
  - ii. Pensions in respect of Retirement,
  - iii. Pensions in respect of Widowhood, or
  - iv. Orphans' Allowance,

are also paid by the Department of Social Security (DSS) the special weekly bonus of €4.66 per week and the statutory bonus of €135.10 payable every six months. For each reference year, aggregated figures are provided by the DSS that are then allocated between the abovementioned benefits. For each benefit listed under (i) to (iv), the amount of bonus apportioned is computed through the following equation:

$$\text{Total Bonus outlay} \times \frac{\text{Benefit outlay}}{\text{Total Contributory Benefits (subject to bonus)}}$$

2. In addition to the special weekly bonus and statutory bonus mentioned in point 1, any person in receipt of a contributory pension (benefits (i) to (iii) in point 1) are also eligible to receive the COLA (2020 weekly rate: €3.49). For each reference year, the total COLA paid is provided by the DSS and is then apportioned between each type of pension by using the following equation:

$$\text{Total COLA outlay} \times \frac{\text{Pension outlay}}{\text{Total Contributory Pensions}}$$

### Social Security Non-Contributory Benefits (applies to Chapters 2, 3, 4, 6 and 7)

3. Persons in receipt of any of the following non-contributory benefits or groups of benefits:
  - i. Old Age Pensions,
  - ii. Disability Pensions/Allowance,
  - iii. Total Social Assistance, or
  - iv. Leprosy Assistance

are also paid by the Department of Social Security (DSS) the special weekly bonus of €4.66 per week and the statutory bonus of €135.10 payable every six months. For each reference year, aggregated figures are provided by the DSS that are then allocated between the abovementioned benefits. For each benefit listed under (i) to (iv), the amount of bonus apportioned is computed through the following equation:

$$\text{Total Bonus outlay} \times \frac{\text{Benefit outlay}}{\text{Total Non-Contributory Benefits (subject to bonus)}}$$

4. In addition to the special weekly bonus and statutory bonus mentioned in point 1, any person in receipt of a non - contributory pension (benefits (i) to (ii) in point 1) are also eligible to receive the COLA (2020 weekly rate: €3.49). For each reference year, the total COLA paid is provided by the DSS and is then apportioned between each type of pension by using the following equation:

$$\text{Total COLA outlay} \times \frac{\text{Pension outlay}}{\text{Total Non-Contributory Pensions}}$$

### APPOĠĠ (applies to Chapters 2, 3, 6 and 9)

5. For each reference year, the total expenditure for APPOĠĠ is obtained from its management accounts. As the scope of different services classifies them under different functions (Sickness, Disability, Family/Children and Social Exclusion n.e.c.), a pre-established ratio calculated from previous years is applied to allocate the total expenditure among the respective functions.

### Non-Profit Institutions Serving Households (applies to Chapters 2, 3, 4, 5, 6, 7 and 9)

6. National Accounts data is used to obtain the total expenditure covering services provided by non - profit organizations. As the scope of these services classified them under seven of the eight functions (the sole exception being Housing), a pre-established ratio calculated from previous years is applied to allocate the total expenditure among the respective functions.

### Sickness Days – Employers' Expenditure (applies to Chapter 2)

7. For every employee, the first three days of sick leave are paid in full by their employer.
8. From the fourth day onwards, the DSS pays the Sickness Benefit to the employee. However, the employee will continue to receive his/her full salary either all from the employer or partly from the employer and partly from the DSS.
9. Since no official data on the total amount paid by employers to cover sick leave is currently available, the figure is instead estimated using the annual number of sick or injury hours per capita extracted from the NSO's Labour Cost Survey (LCS).

10. The LCS is collected once every four years, with the inaugural collection occurring in 2008. Sick/injury hours per capita are calculated separately for full time (FT) and part time (PT) employment. It should be noted that the survey's scope is limited to enterprises employing at least 10 persons, leading to a possible over estimation of sick leave entitlements as the same characteristics are being applied for smaller workplaces.
11. Linear interpolation was used to estimate the comparative sick or injury hours per capita for the years in which the LCS exercise was not conducted.
12. Figures for reference years coming after the latest LCS data were estimated using the TREND function available in Microsoft Excel.
13. The figures computed in between points 10 to 12 were then converted to days, where it was assumed that FT employees work 8 hours per day while PT employees work 4 hours per day.
14. The FT results in point 13 were then multiplied with the corresponding average daily wages, computed by dividing the compensation of employees, as taken from the NSO's GDP News Release, with the annual employment totals. A similar approach was used for PT employees, where the daily wage was halved.
15. The results in point 14 amount to the total spending towards covering sickness or injury days for each reference year. In order to avoid double counting, the comparative expenses for the Injury and Sickness Benefits (paid by the DSS and recorded under Scheme 1) and injury leave (data available from the DSS) were then deducted from these totals. The remainder represents the employer's portion of sick leave payments.

#### Bus Fare Subsidy (applies to Chapters 3, 4 and 6)

16. Retired persons in possession of the *Kartanzjan*, children between the ages of 4 and 10, and disabled persons in possession of a Blue Badge or Special Identity Card issued by the National Commission Persons with Disability pay a reduced fare when using the public transport system.
17. Data obtained from Transport Malta is used to calculate the annual number of subsidized tickets sold or, as of 2015, the number of *tallinja* card swipes by persons falling under any of the cohorts mentioned in point 16.
18. For each reduced bus fare, the subsidy is calculated by deducting the price of the subsidized fare from the standard price. The resulting amount is then multiplied with the total number of card swipes for that specific type of card, to obtain an estimate for the total subsidy paid.

#### Subsidies on utilities (applies to Chapter 4)

19. Elderly persons over the age of 60 in possession of a valid Pink Form as issued by the DSS and who have a fixed GO Plc telephone service, not part of any contracts or GO offers, pay a discounted rental charge for their residence direct telephone line.
20. To estimate the total subsidy paid on the telephone rebate, the different between the standard rate (€13.99) and the reduced rate (€2.49) is multiplied with the number of persons benefitting from the rebate. The latter figure is obtained from the Department of Active Ageing and Community Care.

#### Pensioners' Gozo Ferry Boat Subsidy (applies to Chapter 4)

21. Elderly person over the age of 60 and in possession of the *Kartanzjan* are eligible to use the Gozo Ferry at a subsidized rate.
22. For each reference year, the total number of tickets sold to *Kartanzjan* holders is obtained from Gozo Channel Ltd. The data is categorized into the following five types of tickets available to elderly persons:
  - i. Gozitan Resident Foot Passengers – *Kartanzjan*
  - ii. Maltese Resident Foot Passengers – *Kartanzjan*
  - iii. Maltese Resident Car plus Driver – *Kartanzjan*
  - iv. Gozitan Resident Car plus Driver – *Kartanzjan*
  - v. Gozitan Resident Motorcycle plus Rider fare – *Kartanzjan*
23. For each type of ticket, the subsidy is calculated by first deducting the reduced fare from the standard fare paid by other passengers and then multiplying the difference with the total number of tickets sold.

#### Beneficiaries of the MDD/MSCL/MSY Voluntary Retirement Scheme (applies to Chapter 7)

24. Due to missing data, linear extrapolation was used to estimate the number of former shipyard workers who benefitted from the Government's early retirement scheme in 2019 and 2020.
25. For each reference year N, the expenditure  $E_N$  is taken together with the corresponding expenditure for previous years  $E_{N-1}$  and  $E_{N-2}$ , as reported in the Financial Report and found in Table 7.8 of this publication. These are combined with the number of beneficiaries reported in years N-1 ( $B_{N-1}$ ) and N-2 ( $B_{N-2}$ ), all of which are inputted into the linear extrapolation formula to estimate the number of recipients in year N ( $B_N$ ):

$$B_N = B_{N-2} + (E_N - E_{N-2}) \times \frac{(B_{N-1} - B_{N-2})}{(E_{N-1} - E_{N-2})}$$

#### Social Security Benefits by district and locality (applies to Chapter 10)

26. Actual Beneficiaries: The actual number of beneficiaries for a particular social benefit in the reference year, for a locality or region. It is also represented as per 1,000 of population.

For every region or locality:

$$\text{Actual Beneficiaries per 1,000 pop} = \frac{\text{No. of Beneficiaries}}{\text{Total Population}} \times 1000$$

27. **Expected Beneficiaries:** The estimated number of beneficiaries for a particular social benefit in the reference year, for a locality or region. The expected number is calculated using the national average number of beneficiaries.

$$\text{National Average Number of Beneficiaries} = \frac{\text{No. of Benefit Beneficiaries}}{\text{Total Population}}$$

For every region or locality:

$$\begin{aligned} & \text{Expected Beneficiaries} \\ & = \text{National Average No. of Beneficiaries} \times \text{Population} \end{aligned}$$

28. **Ratio of Actual/Expected:** This ratio shows whether the locality or region is below or above the average number of national beneficiaries. A ratio above 1 indicates that the region or locality has a higher number of beneficiaries than the national average. A ratio below 1 indicates that the region or locality has a lower number of beneficiaries than the national average. The ratio can be calculated by dividing the Actual Number of Beneficiaries by the Expected Number of Beneficiaries.
29. **Percentage Share of Beneficiaries:** The number of beneficiaries residing in a locality as a percentage of total beneficiaries. A person who receives more than one benefit is counted once. This is only applicable for the last table in this publication.
30. **Population:** The total number of persons living in the Maltese Islands.
31. **Expenditure:** The amount of expenditure incurred on a particular benefit accruing to a region (beneficiaries residing abroad are not included).
32. **Total Expenditure:** The total amount of expenditure covering all social benefits plus the contributory and non-contributory bonus accruing to a locality (beneficiaries residing abroad are not included).
33. **Expenditure per Beneficiary:** The amount of expenditure incurred per locality divided by the number of unique beneficiaries residing in that locality.
34. **Beneficiaries are grouped according to their ID number.** If a person received a particular benefit more than once in a calendar year, the records show one beneficiary.
35. **Numbers of beneficiaries do not include Maltese persons living abroad.**
36. **For confidentiality purposes, expenditure amounts for regions containing up to two persons are not shown.**
37. **The total benefits expenditure does not match with the Treasury's Departmental Accounting System (DAS) as the source used throughout Chapter 10 is the System for the Administration of Social Benefits held by the Department of Social Security.**

## Glossary

### ACCESS TO EMPLOYMENT (A2E)

Subsidy payable to enterprises located in Malta or Gozo for every new employee who falls within a certain disadvantaged target group. The aim of the scheme is to encourage enterprises to employ those persons considered to be more challenged amongst jobseekers and inactive persons.

### AGENCY FOR COMMUNITY AND THERAPEUTIC SERVICES (ACTS)

ACTS helps families, individuals and communities in achieving their social and therapeutic goals. Various services are in place to aid those in challenging life situations, such as poverty, social exclusion or family break ups.

### AĠENZIJA GĦALL-HARSIEN TAT-TFAL

Agency providing an investigative service, analysing reports of children who are being abused or at risk of abuse.

### AĠENZIJA SAPPORT

The national service provider in the disability field, providing support to disabled persons and their families through effective and efficient services, promoting inclusion within the community, independent living, and acquisition of skills to improve their employment opportunities.

### BENEFITS IN KIND

Benefits in kind are benefits granted in the form of goods and services.

### BRIDGING THE GAP

Jobsplus scheme to help clients during the transition period between unemployment and employment. Clients are placed in a work exposure period with a potential employer, where the employer is allowed to evaluate the client's performance, prior to any proper employment.

### CASH BENEFITS

Social cash benefits may be income-substituting benefits such as unemployment cash benefits or pensions, and/or income-supplementing cash benefits such as housing benefits and child allowances.

### CHILD CARE FOR ALL

The free child scheme launched in April 2014 and open to parents or guardians who are both either employed or in education. A list of childcare centres registered under the scheme may be accessed [here](#).

### DIRECTORATE FOR ALTERNATIVE CARE

Forming part of the FSWS, the directorate aims to protect the wellbeing of children in out of home care, vulnerable youths and young adults. Their goal is to ensure each youth's journey towards adulthood is achieved in a safe, nurturing and stable environment.

**ESA 2010**

The European System of National and Regional Accounts (ESA 2010, or simply ESA) is an internationally compatible accounting framework for a systematic and detailed description of a total economy, its components and its relations with other total economies. ESA 2010 is fully consistent with the revised worldwide guidelines on national accounting, the System of National Accounts (SNA 2008, or simply SNA; these guidelines have been produced under the joint responsibility of the United Nations, the IMF, the Commission of the European Communities, the OECD and the World Bank).

**ESSPROS**

The European System of integrated Social Protection Statistics (ESSPROS) was developed in the late 1970s in response to the need for a specific instrument of statistical observation of social protection in the EU Member States.

**FOUNDATION FOR SOCIAL WELFARE SERVICES (FSWS)**

Responsible for the provision of various services tackling social issues, such as family welfare, alcohol and substance abuse.

**GROSS DOMESTIC PRODUCT (GDP)**

Gross Domestic Product (at current market prices unless otherwise specified) is the total output produced within a country during a reference period.

**HEADSTART PROGRAMME**

A six-month programme offered by the LSF that helps persons with disabilities to strengthen their work and social skills, hence enhancing their employment prospects and ability to integrate within the labour market.

**HOUSEHOLDS**

A household consists of individuals living together and sharing the household economy.

**INDEPENDENT COMMUNITY LIVING SCHEME**

Financial package offered by Aġenzija Sapport to disabled persons to help them live more independently or provide greater assistance in more intense situations. Services provided by a live-in carer are also covered under this scheme.

**LEAP2ENTERPRISE**

Initiative organised between Malta Enterprise, FSWS and Jobsplus to assist vulnerable individuals wanting to set up their own sustainable business or income generating activity.

**MATURE WORKERS SCHEME**

Tax deductions available to employers who employ persons between the ages of 45 and 65, and who have been registering on the unemployment register (part 1 or 2) for the previous six months prior to employment.

**MEANS-TESTED SOCIAL BENEFITS**

Social benefits are broken down between means-tested and non means-tested benefits. Means-tested social benefits are social benefits that are explicitly or implicitly conditional on the beneficiary's income and/or wealth falling below a specified level. Most means-tested benefits are targeted at low-income households; and in principle means-tested benefits may be granted under all functions.

**NATIONAL COMMISSION FOR PERSONS WITH DISABILITY (KNPD)**

Provides the following services to persons with disability and their families:

- a. Special Identity Card (SID) - Offered to persons with disability in order to help them play an active role in society. Holders of the card can apply to a number of different services aimed at people with a disability, such as free transport to and from state hospitals and free entrance to various sports organisations.
- b. Blue Badge (aka Blue Sticker) - Given by the Commissioner of Police on the recommendation by the KNPD to persons entitled to the SID and have severe and permanent mobility restrictions. Can also be granted people with a temporary lack of mobility expected to last more than one year. Owners of the Blue Badge are entitled to have the vehicle they are travelling with parked in public parking spots reserved for persons with disability.
- c. VAT Refund - SID owners may request compensation for items purchased for the specific intention to be used by people with disability. The amount compensated is equivalent to the amount of the VAT paid.
- d. Sonia Tanti Independent Living Centre (STILC) - First independent living centre, which forms part of the KNPD and provides persons with disability and their families with advice, information and training in order to achieve, regain or maintain their independence mainly by owning the means to one's own mobility.

**NPISH**

These are 'non-profit institutions serving households' which comprise all resident non-profit institutions that provide most of their output to households free or at prices which cover less than 50 per cent of production costs, except those which are controlled and mainly financed by the Government.

**Pensions**

The purpose of pensions is to guarantee all citizens a certain level of income in connection with old age, disability, early retirement from the labour market or loss of provider. The various types of pensions available in Malta are listed hereunder:

**Age Pension:** Payable to citizens of Malta over 60 years of age provided that his/her weekly means fall below the benchmark established by the Social Security Act.

**Carers Pension:** Payable to a person who is either single or a widow and who all by her/himself and on full-time basis, takes care of a sick relative who is bedridden or confined to a wheelchair in the same household. Relatives referred to in this section can be the parents, grandparents, brothers, sisters, uncles, aunts, brothers or sisters-in-law and fathers/mothers-in-law.

**Decreased National Minimum Invalidation Pension / Increased Invalidation Pension / National Minimum Invalidation Pension:** is payable to persons deemed permanently incapable for full-time or regular part-time employment but are recipients of a service pension.

**Decreased National Minimum Pension:** Payable to a person who is entitled to a service pension and his service pension together with the rate of retirement pension or increased retirement pension applicable in his/her case is less than the rate of national minimum pension in his/her case. Such a person shall be entitled to the National Minimum Pension reduced by his service pension.

**Disability Pension / Severely Disability Pension:** A person who is certified, by a Medical Panel appointed by the Minister for Family, Children's Rights and Social Solidarity, as suffering from a severe disability may be entitled to a Disability Pension.

**Increased Retirement Pension:** Applies to cases where the sum of a person's service pension together with the rate of retirement pension applicable in the case are lower than two-thirds of the person's pensionable income.

**Injury Pension:** Payable if injury or disease caused or contracted while at work is considered to cause a loss of physical or mental faculty calculated between 20 and 89 per cent. Rates awarded vary according to the degree of disability. Where the degree of disablement is assessed at 90 per cent and over, the person concerned is automatically awarded an Invalidation Pension at the full rate.

**Invalidation Pension:** Payable to persons deemed permanently incapable for suitable full-time or regular part-time employment. There are various rates according to different conditions.

**National Minimum Pension/Increased National Minimum Pension:** Payable to a person who is not in receipt of a service pension from an employer. The rates applicable are four-fifths of the National Minimum Wage in the case of a married man maintaining his wife and two-thirds of the National Minimum Wage in the case of any other person.

**Retirement Pension:** Payable on reaching pension age (62 for both males and females). The rates and types of categories vary according to a range of statutory conditions.

**Survivors' Pension/Early Survivors Retirement Pension:** An earnings-related pension payable to a widow whose husband was entitled to a two-thirds pension or whose husband would have been entitled to a pension had he reached retiring age at the time of his death.

**Two-Thirds Pension:** A pension related to earnings, payable to persons who have retired after January 1979. This scheme provides for a pension equivalent to two-thirds of the insured person's pensionable income. Maximum and minimum rates are applicable.

In the case of an employed person born on or before 31<sup>st</sup> December 1951 the pensionable income is calculated by taking the average yearly salary on which the relevant contribution has been paid, of the best *three calendar years* during the last 10 years prior to retirement. This calculation is further adjusted to cater for cost of living updates. For self-employed persons (a 'self-employed', for social security purposes is that person who is not gainfully employed in a business or profession and mainly lives on income derived from investments/rents) the pensionable income is the average of his/her net income, derived from investments/rents/pensions etc., of the last 10 calendar years or part thereof if the person had not been in self-employment for the whole ten-year period prior to retirement. In the case of a person defined as self-occupied (i.e. a person who derives income from an economic activity and hence declares a net profit/loss) the pensionable income is assessed as the average net income declared from the person's gainful activity during the last 10 years or part thereof as for the case of a self-employed.

The pensionable income is similarly calculated as above for gainfully occupied persons born during the calendar years 1952 to 1955 with the only difference being that the last **11** years prior to retirement are assessed. Meanwhile, the last 12 years are taken into consideration in calculating the pensionable income for gainfully occupied persons born between 1956 and 1958. The last 13 years are assessed for persons born between 1959 and 1961.

The pensionable income for employed/self-employed/self-occupied persons born between 1962 and 1968 is equivalent to the yearly average salary (employed) or net income (self-employed/self-occupied) of the best 10 years during the last 40 years prior to retirement. For persons born from 1969 onwards, the pensionable income will be similarly based on the 10 best calendar years during the last 41 years prior to retirement.

**Widows' Pension/National Minimum Widows' Pension/Pension of Widows with Children:** Payable to widows, irrespective of age, who are not gainfully occupied, or who are occupied but earning less than the National Minimum Wage, or who are carrying out gainful activities but have the care and custody of children under 16 years of age. Rates may vary according to conditions outlined in the Social Security Act (Social Security Act, Part IV, and subsequent amendments). Any reference to a widow also means a widower.

## Personal Action Plan

Multi-level programme providing practical support to empower and prepare jobseekers for employment. With the help of an employment advisor, each individual's areas of improvement are identified. Short-term and long-term goals are set and agreed upon between the jobseeker and advisor.

## Scheme

The social protection scheme is a unit specifically defined for ESSPROS. A scheme may be defined as a distinct body of rules, supported by one or more institutional units, governing the provision of social benefits and their financing. Typically, schemes are as specific as possible to the risk or need for which protection is provided and the categories of people protected. At the same time schemes are drawn up in such a way as to allow for the computation of an account of receipts and expenditures.

## Senior Citizens Grant

Introduced in 2012, elderly persons 75 years or older, who are (i) living in their own residential address, (ii) living with relatives or (iii) in a private residential home that does not form part of the Public Private Partnership scheme, are eligible to receive an annual lump-sum payment of €300. A higher grant of €400 is payable to eligible persons who are 80 years or older.

## Sheltered Employment Training

Offers opportunities to persons suffering from severe or multiple disabilities to receive hands-on training in different areas, such as administrative work, product assembly, and packaging.

## Social Protection Benefits

Social Protection Benefits encompasses all expenditure interventions from public or private bodies intended to relieve households and individuals of the burden of a defined set of risks or needs, provided that there is neither a simultaneous reciprocal nor an individual arrangement involved.

## Social Security Benefits

**Assistance for Visually Impaired:** payable to persons, aged 14 years or over and who may be gainfully occupied, who are certified by a Medical Panel as suffering from a visual impairment.

**Carers' Allowance:** is payable to single, married, in civil union, or cohabiting persons over the age of 18 and who are taking care of on a full-time basis a relative (spouse, parent, brother, sister, grandparent, uncle, aunt, father/mother-in-law or brother/sister-in-law), with low dependency, who is living in the same household.

**Child Benefit Bonus:** a one-time payable bonus given to families for every newborn or adopted child.

**Children's allowance:** is payable to locally residing citizens of Malta who have the care of children under 16 years of age, or children over 16 but under 21 who are attending full-time education, or training in an educational institution recognised by the Government according to the Education Act and who is not receiving any form of remuneration or allowance or is registered unemployed under Part 1 of the register and has never been gainfully occupied. The allowance is also payable to citizens who have children between 16 and 21 years of age and who are registered as unemployed under Part 1 of the Register in accordance with Employment and Training Services Act and who have never been gainfully occupied, and who is not receiving a benefit, pension or assistance payable under the Social Security Act. The rate of allowance payable is determined according to the citizens' annual income, where any reckonable income below €5,963 is taken to be equivalent to €5,963. If the annual income exceeds a certain pre-defined threshold, then a flat rate of €450 is paid out annually to those eligible citizens.

**Contributory Bonus:** is payable to persons receiving a pension for services rendered in Malta, or ex-British Service pensioners, or persons between 62 to 74 years of age who have paid a minimum of 50 social contributions but do not receive a contributory pension, or persons over 75 years of age who receive a service pension from any other source, or persons who were born before 1902.

**COVID-19 Benefits:** To aid individuals in the private sector who, due to the COVID-19 pandemic, have been either made redundant or are unable to go to work due to their personal medical conditions or family situations, and are not being paid by employer during their absence from work, the Government introduced the following benefits in March 2020:

- a. Additional Unemployment Benefit is payable to persons who lost their jobs due to the COVID-19 pandemic. Recipients must be registered for work under Part 1 of the Unemployment register.
- b. Disability Benefit is payable to persons who are not allowed to go to work on medical advice and are unable to continue working from home. Eligible persons need to be registered with Jobsplus as a person with a disability and must be in possession of a Special ID No or EU Disability Card as issued by the Commission of the Rights of Persons with Disability.
- c. Medical Benefit is payable to persons who, due to a particular medical condition deeming them to be severely at risk of contracting the COVID-19 virus, have been ordered to stay at home by the Superintendent of Public Health of Malta. Hence, these persons are unable to go to work and unable to continue such work from their own home.

- d. Parent Benefit is payable to married or single parents who have children under the age of 16 and are required to stay at home to take care of their children. For married persons, the benefit is only payable if neither parent is able to continue working from home.

**Disability Assistance:** awarded to persons aged 16 or older who are suffering from either, a total paralysis or a permanent total severe malfunction, or are suffering from a permanent disability following the amputation of one of the upper or lower limbs. Persons with hearing or speech impairments are also eligible to receive the benefit.

**Disabled Child Allowance:** May be granted to any child (under the age of 16) certified to be suffering from a form of physical and/or mental disability. This allowance is over and above the Children's Allowance.

**Disablement Gratuity:** A lump sum payment payable to a person following injury at work and where the degree of disability is estimated as being between 1 and 19 per cent.

**Drug Addicts Allowance:** Given to a person following a drug or alcohol rehabilitation therapeutic programme who may become eligible to receive an allowance.

**Foster Care Allowance:** Payable to a person or married couple certified by the Director of Social Security, Appogg, that they are the official foster carer/s of a child.

**Increased Carers' Allowance:** is payable to single, married, in civil union, or cohabiting persons over the age of 18 and who are taking care of on a full-time basis a relative (spouse, parent, brother, sister, grandparent, uncle, aunt, father/mother-in-law or brother/sister-in-law), with high dependency, who is living in the same household.

**Increased Severe Disability Assistance:** is payable to persons aged 16 or over suffering from a disability that results in them being unable to work.

**Injury Benefit:** This benefit is payable for injury at work or contraction of industrial disease. Maximum entitlement is limited to 12 months.

**In-Work Benefit:** Payable to the following groups of people:

- a. couples who are both in employment and whose annual combined earnings from a gainful occupation is between €10,000 and €26,000, and neither of their respective earnings are lower than €3,000 and they have children under the age of 23 living in the same address;

- b. couples where only of the spouses/partners is in employment and whose annual earnings from a gainful occupation is between €6,600 and €22,000 and they have children under the age of 23 living in the same address; and

- c. single parents whose annual earnings from a gainful occupation is between €6,600 and €18,200 and who have children under the age of 23 living in the same address.

**In-Work Supplement:** One-time payment of €250 paid to In-Work Benefit recipients.

**Leprosy Assistance:** Payable to any head of household, who suffers from Leprosy or Hansens Disease, or who has a member in his/her household suffering from one of these diseases.

**Marriage Grant:** A one-time payment payable upon marriage to persons ordinarily resident in Malta. To be eligible a person must be employed, self-employed or self-occupied for at least six months at any time prior to his marriage.

**Maternity Benefit:** Payable to locally residing pregnant citizens of Malta in respect of the last 8 weeks of pregnancy and the first 6 weeks after childbirth. This benefit is only payable if the female is not entitled to maternity leave from her employer, if employed.

**Maternity Leave Benefit:** Paid for a maximum of 4 weeks to pregnant citizens who have already availed themselves of their initial 14 week Maternity Leave entitlement.

**Milk Grant:** A head of household who is in receipt of Social or Tuberculosis Assistance may be entitled to Milk Grant.

**Non-Contributory Bonus** is payable to all persons receiving a pension, orphans' allowance / supplementary allowance, Social Assistance and Leprosy Assistance under the Social Security Act.

**Orphans' Allowance:** A weekly allowance paid to a guardian of a child or children who are under 16 years of age.

**Re-marriage Grant:** Payable to a widow who remarries and hence forfeits her right to a widow's pension. The payment is equivalent to one year's widows' pension.

**Severe Disability Assistance:** is payable to persons aged 16 or over who are suffering from a physical disability that does not prevent them from being gainfully occupied.



**Sickness Assistance:** A person becomes entitled to if s/he proves to the satisfaction of the Director of Social Security that s/he or any member of his/her household is suffering from a disease that could only be cured or alleviated by a special diet or regimen, which incurs an exceptional expenditure.

**Sickness Benefit:** Entitlement of 156 days but may, in certain cases, be extended to 312 days. The first three days of each new claim for this benefit are not paid.

**Social Assistance:** Given to head of households, who are incapable of work due to medical reasons, or are unemployed and seeking employment, given that they fulfill the means and capital resources tests.

**Social Assistance Board:** If the head of household, for some reason, is struck off from Part 1 of the ETC register and is registering under Part 2, the partner may apply for social assistance. A Social Assistance Board will review such claims.

**Social Assistance for Carers:** Given to a single or widowed male/female, whether registered or not as an unemployed person, and who is solely taking care of a sick or elderly relative on a full-time basis.

**Social Assistance for Single Parents:** Given to a single parent, who does not earn more than a certain amount of income, and who may be eligible for Social Assistance. His/her total income earned together with the Social Assistance entitlement for 2 persons does not exceed the National Minimum Wage.

**Special Unemployment Benefit:** As is the case for the Unemployment Benefit (described below), entitlement is also for 156 days but at a higher rate. This benefit is applicable to persons who would qualify for non-contributory Social Assistance.

**Subsidiary Unemployment Assistance:** Unemployment assistance paid to registered immigrants.

**Supplementary Allowance:** Payable to households where the total income of the members falls below the limits outlined by the Social Security Act.

**Unemployment Assistance:** Heads of household, who are registering under Part 1 of the Unemployment Register and are thus actively seeking employment may be entitled to Unemployment Assistance after the period for the Unemployment Benefit has elapsed.

**Unemployment Assistance Tapering:** Unemployed single persons who commence employment, and earn at least the national minimum wage, will continue to receive 65% of their unemployment benefits in the first year of employment. The rate will be further reduced to 45% in the second year and to 25% in the third year. After three years of employment, the assistance will stop being paid.

**Unemployment Benefit:** Payable to unemployed persons for a period of 156 days. This benefit is considered as a short-term benefit. Subsequently unemployed persons may qualify for long-term benefits under 'Social Assistance'.

**Tuberculosis Assistance:** Given to any head of household who proves to the satisfaction of the Director of Social Security that s/he or a member of his/her household suffers from Tuberculosis or Koch's Disease.

## Telephone Rent Rebate

A bi-monthly discounted rental charge available to persons over the age of 60 in possession of the Pink Form and who are making use of a GO Plc telephony service, excluding Home Packs contracts or any other GO offers, at their main residence. Instead of the standard annual rent of €71.70, consumers pay an annual rent of €14.94.

## Traineeship Scheme

Vocational training provided to jobseekers to receive the necessary knowledge, skills and competence to find permanent employment. Both on-the-job and off-the-job training are included in the scheme.

## Wage Supplement

Support measure providing employees with a basic wage cover to address the disruption caused by the COVID-19 pandemic resulting in the forced closure of various businesses.

### (i) March - June 2020:

- a. hardest hit sectors: €800 per month per full-time employee to businesses or self-employed that have been hardest hit by the COVID-19 outbreak (a monthly sum of €500 is paid in the case of part-timers). Where the wage is more than €800 per month, the employers are required to top up the pay. A minimum top-up of €400 per employee per month is required when the salary is higher than €1,200.

The hardest hit sectors were those listed by Malta Enterprise in [Annex A](#) on their website.

- b. less critically hit sectors: A day's salary per week equivalent to a monthly amount of €160 per full-time employee (€100 in case of part-timers). A 2 days' salary per week equivalent to a monthly amount of €320 per full-time employee employed by Malta-based individuals or employed by Gozo based businesses (€200 in case of part-timers). A 3 days' salary per week equivalent to a monthly amount of €480 per full-time employee employed by a Gozo-based individual (€300 in case of part-timers).

Sectors falling within this category were listed in [Annex B](#) on the Malta Enterprise website.

**(ii) July - December 2020:** In July 2020, the Government modified the Wage Supplement scheme to continue to fully aid those sectors hardest hit by the pandemic along with providing tapered assistance for those other sectors during the regeneration period:

- a. For businesses dependent on tourism (such as tourist accommodation, travel agencies, English learning schools, event organisers and air transport) the wage supplement remained the same i.e. monthly amounts of €800 (€500) for each full-time (part-time) employee.
- b. Businesses dependent on local demand such as personal services saw their wage supplement generally fall to €160 per month per full-time employee and €100 per month in case of part-timers (certain additional supplements may apply for individual employers and/or Gozo-based businesses).
- c. Employers and self-employed that were already listed in Annex B continued to receive the same level of support.
- d. Sectors previously receiving aid that did not fall under the updated Annexes [A](#) and [B](#) were, from July 2020, assisted with a wage supplement equivalent to €600 (€375) for each full-time (part-time) employee. A new annex [C](#) was published by Malta Enterprise to list these sectors.
- e. The scheme was extended to pensioners and students who were registered as employed since 9<sup>th</sup> March 2020.

## Work Exposure Scheme

Providing active jobseekers with hands on training to obtain the knowledge, skills and competence to find and retain employment.

## Work Placement Scheme

Providing persons currently attending a Jobsplus course, one including a practical component, with the opportunity to also acquire on-the-job training in addition to their theoretical classes. Practical training is performed at the employer's premises where the client is stationed.

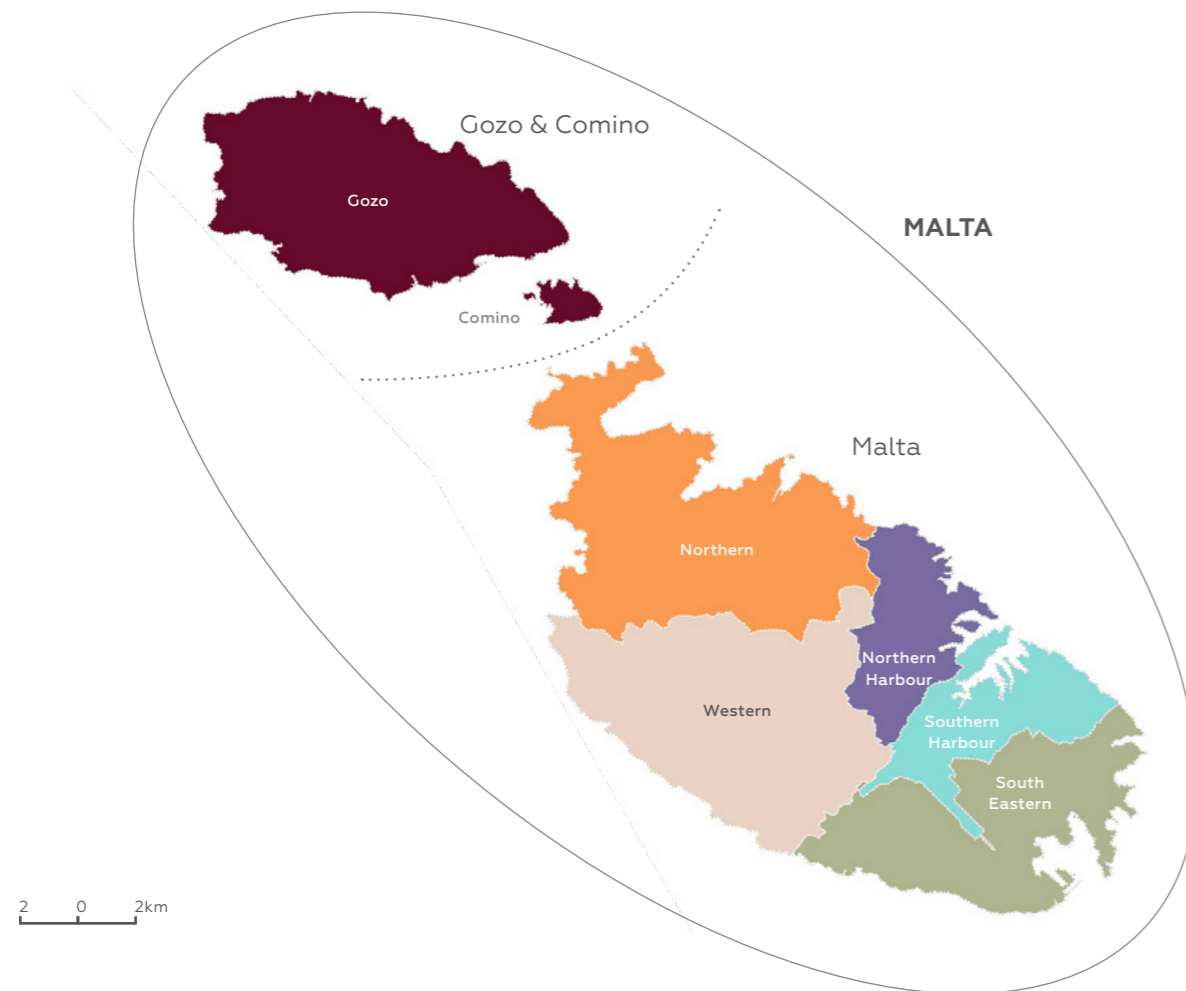
## Work Programme Initiative

Assistance provided by Jobsplus, in partnership with the private sector, to the long-term unemployed 25 years or older to re-enter the labour market. This includes persons who have been on the unemployment register for at least 12 months during the last two years or inactive individuals who have not been registered during the prior year.

## Youth Guarantee

Training and work exposure provided to young people between the ages of 16 and 25, who are not in education, employed or attending some other form of training. The aim is to ease one's transition from a student to gainful employment, while enhancing their chances of employment, quality of life and social integration.

## Graphical Illustration of MALTA by NUTS Classification



## Statistical Regions and Districts of MALTA

The Nomenclature of Territorial Units for Statistics (NUTS) is a hierarchical classification which divides the economic territory of the European Union for the purpose of producing regional statistics that are comparable across the European Union - NUTS 1 to 3 levels. To meet the demand for statistics at a local level, Eurostat has created a system of Local Administrative Units (LAUs) that is compatible with NUTS.

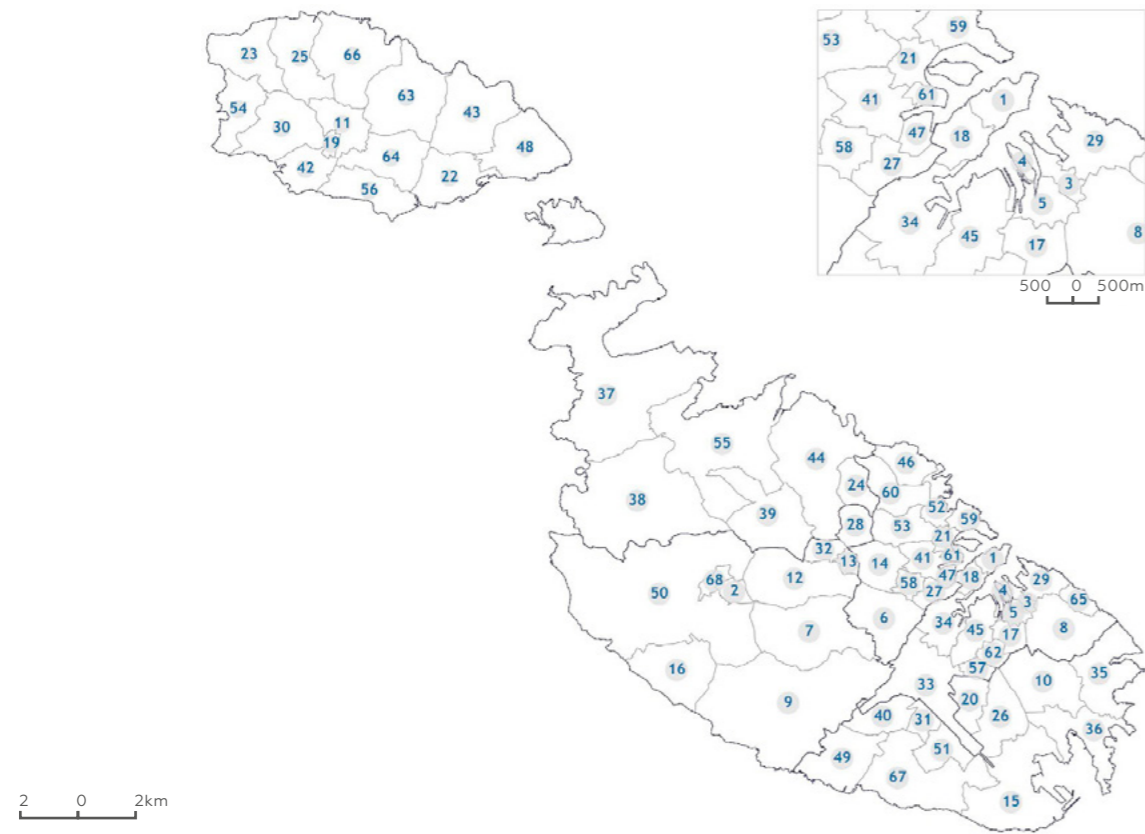
|                  |   |
|------------------|---|
| <b>NUTS 1</b>    | MALTA   |
| <b>NUTS 2</b>    | MALTA   |
| <b>NUTS 3</b>    | Malta Region<br>Gozo and Comino Region  |
| <b>LAU 1</b>     | <b>LAU 2</b>  |
| Southern Harbour | Bormla; Il-Fgura; Floriana; Ғal Luqa; Ғal Tarxien; Ғaḡ-Ḷabbar; Il-Kalkara; Il-Marsa; RaҒal Œdid; Santa Luċija; L-Isla; Valletta; Il-Birgu; Ix-XgҒajra.                |
| Northern Harbour | Birkirkara; Il-Gzira; Ғal Qormi; Il-Ғamrun; L-Imsida; Pembroke; San Œwann; Santa Venera; San Œiljan; Is-Swieqi; Ta' Xbiex; Tal-Pietà; Tas-Sliema.                     |
| South Eastern    | Birżebbuḡa; Il-Gudja; Ғal GҒaxaq; Ғal Kirkop; Ғal Safi; Marsaskala; Marsaxlokk; L-Imqabba; Il-Qrendi; Iḡ-Ḷejtun; Iḡ-Ḷurrieq.  |
| Western          | Ғad-Dingli; Ғal Balzan; Ғal Lija; Ғ'Attard; Ғaḡ-Ḷebbuḡ; L-Iklin; L-Imdina; L-Imtarfa; Ir-Rabat; Is-Siḡḡiewi.  |
| Northern         | Ғal GҒargҒur; Il-MellieҒa; L-Imḡarr; Il-Mosta; In-Naxxar; San Pawl Il-BaҒar.  |
| Gozo and Comino  | Il-Fontana; GҒajnsielem and Comino; L-GҒarb; L-GҒasri; il-Munxar; In-Nadur; Il-Qala; San Lawrenz; Ta' Kerċem; Ta' Sannat; Ir-Rabat; Ix-XagҒra; Ix-Xewkija; Iḡ-Ḷebbuḡ. |

NUTS divides MALTA into two regions:

1. Malta
2. Gozo and Comino.

LAU 1 divides MALTA into six districts and LAU 2 into 68 localities.

## Graphical Illustration of MALTA by LAU 2 Classification



## Key

|    |                        |    |                    |
|----|------------------------|----|--------------------|
| 1  | Valletta               | 35 | Marsaskala         |
| 2  | L-Imdina               | 36 | Marsaxlokk         |
| 3  | Il-Birgu               | 37 | Il-Mellieħa        |
| 4  | L-Isla                 | 38 | L-Imgarr           |
| 5  | Bormla                 | 39 | Il-Mosta           |
| 6  | Ħal Qormi              | 40 | L-Imqabba          |
| 7  | Ħaż-Żebbuġ             | 41 | L-Imbida           |
| 8  | Ħaż-Żabbar             | 42 | Il-Munxar          |
| 9  | Is-Siġġiewi            | 43 | In-Nadur           |
| 10 | Iż-Żejtun              | 44 | In-Naxxar          |
| 11 | Ir-Rabat, Ġhawdex      | 45 | Raħal Ġdid         |
| 12 | Ħ'Attard               | 46 | Pembroke           |
| 13 | Ħal Balzan             | 47 | Tal-Pieta'         |
| 14 | Birkirkara             | 48 | Il-Qala            |
| 15 | Birżebbuġa             | 49 | Il-Qrendi          |
| 16 | Ħad-Dingli             | 50 | Ir-Rabat, Malta    |
| 17 | Il-Fgura               | 51 | Ħal Safi           |
| 18 | Floriana               | 52 | San Ġiljan         |
| 19 | Il-Fontana             | 53 | San Ġwann          |
| 20 | Il-Gudja               | 54 | San Lawrenz        |
| 21 | Il-Gżira               | 55 | San Pawl Il-Baħar  |
| 22 | Ġhajnsielem and Comino | 56 | Ta' Sannat         |
| 23 | L-Ġharb                | 57 | Santa Luċija       |
| 24 | Ħal Ġhargħur           | 58 | Santa Venera       |
| 25 | L-Ġhasri               | 59 | Tas-Sliema         |
| 26 | Ħal Ġhaxaq             | 60 | Is-Swieqi          |
| 27 | Il-Ħamrun              | 61 | Ta' Xbiex          |
| 28 | L-Iklin                | 62 | Ħal Tarxien        |
| 29 | Il-Kalkara             | 63 | Ix-Xagħra          |
| 30 | Ta' Kerċem             | 64 | Ix-Xewkija         |
| 31 | Ħal Kirkop             | 65 | Ix-Xgħajra         |
| 32 | Ħal Lija               | 66 | Iż-Żebbuġ, Ġhawdex |
| 33 | Ħal Luqa               | 67 | Iż-Żurrieq         |
| 34 | Il-Marsa               | 68 | L-Imtarfa          |

## List of abbreviations

|              |   |
|--------------|---|
| AWAS         | Agency for the Welfare of Asylum Seekers  |
| COLA         | Cost of Living Allowance  |
| CPAS         | Clinical Patient Administration System  |
| DAS          | Departmental Accounting System  |
| DSS          | Department of Social Security   |
| EA19         | Euro Area 19 (Austria, Belgium, Cyprus, Estonia, Finland, France, Germany, Greece, Ireland, Italy, Latvia, Lithuania, Luxembourg, Malta, Netherlands, Portugal, Slovakia, Slovenia and Spain) |
| ESA          | European System of Accounts   |
| ESSPROS      | European System of integrated Social Protection Statistics  |
| EU           | European Union  |
| EU27         | EU Member States (EA19 plus Bulgaria, Croatia, Czech Republic, Denmark, Hungary, Poland, Romania and Sweden)  |
| FSWS         | Foundation for Social Welfare Services  |
| GDP          | Gross Domestic Product  |
| LAU          | Local Administrative Units  |
| LSF          | Lino Spiteri Foundation   |
| MDD/MSCL/MSY | Malta Drydocks/Malta Shipbuilding Company Limited/Malta Shipyards   |
| MFCs         | Ministry for the Family, Children's Rights and Social Solidarity  |
| MITA         | Malta Information Technology Agency   |
| MT           | Malta   |
| n.e.c        | Not Elsewhere Classified  |
| NSO          | National Statistics Office  |
| PAS          | Patient Administration System   |
| p.p.         | Percentage points   |
| POYC         | Pharmacy of your Choice   |
| SABS         | System for Administration of Social Benefits  |
| SVP          | Saint Vincent de Paul Long Term Care Facility   |
| TFE          | Training for Employment   |

## List of Tables

|            |   |    |
|------------|---|----|
| Table 1.1  | Social protection gross expenditure by period and scheme                                    | 10 |
| Table 1.2  | Social protection gross expenditure by period and ESSPROS function                          | 11 |
| Table 1.3  | Social protection benefits as a percentage of GDP classified by period and EU country       | 14 |
| Table 1.4  | Social protection net expenditure by period and scheme                                      | 17 |
| Table 1.5  | Social protection net expenditure by period and function                                    | 17 |
| Table 1.6  | Social protection tax <sup>1</sup> by period and scheme                                     | 19 |
| Table 1.7  | Net social protection benefits as a percentage of GDP by period and EU country              | 20 |
| Table 1.8  | Social protection tax as a percentage of GDP by period and EU country                       | 21 |
| Table 1.9  | Pension Beneficiaries by period, sex and ESSPROS function                                   | 23 |
| Table 1.10 | Pension Beneficiaries per 1000 population by period and EU country                          | 25 |
| Table 2.1  | Sickness/Health Care gross expenditure by period and scheme                                 | 28 |
| Table 2.2  | Social security sickness benefits expenditure by period and description                     | 29 |
| Table 2.3  | Social security sickness beneficiaries by period, sex and description                       | 30 |
| Table 2.4  | Total expenditure of hospitals and other health care facilities by period and description   | 32 |
| Table 2.5  | Health care statistics by period and description  | 32 |
| Table 2.5  | Health care statistics by period and description continued                                  | 33 |
| Table 2.6  | Sickness days - employers' expenditure by period and description                            | 35 |
| Table 2.7  | Appogg health care services by period and description                                       | 35 |
| Table 2.8  | Non-profit services for sick people by period and description                               | 36 |
| Table 2.9  | Sickness/Health Care function as a percentage of social protection by period and EU country | 37 |
| Table 3.1  | Disability gross expenditure by period and scheme   | 40 |
| Table 3.2  | Social security disability benefits expenditure by period and description                   | 41 |
| Table 3.3  | Social security disability beneficiaries by period, sex and description                     | 42 |
| Table 3.4  | Care of the disabled expenditure by period and description                                  | 44 |
| Table 3.5  | Personal Injuries Scheme by period and description  | 45 |
| Table 3.6  | Non-profit services offered to disabled persons by period and description                   | 45 |
| Table 3.7  | Disability function as a percentage of social protection by period and EU country           | 47 |
| Table 4.1  | Old Age gross expenditure by period and scheme  | 50 |
| Table 4.2  | Social security old age benefits expenditure by period and description                      | 51 |
| Table 4.3  | Social security old age beneficiaries by period, sex and description                        | 52 |
| Table 4.4  | Care of the elderly expenditure by period and description                                   | 54 |
| Table 4.5  | Care of the elderly statistics by period and description                                    | 55 |
| Table 4.6  | Treasury Pensions (Old Age) by period and type  | 56 |
| Table 4.7  | Bus Fare subsidy by period and description  | 57 |
| Table 4.8  | Pensioners' Gozo ferry boat subsidy by period and description                               | 57 |
| Table 4.9  | Non-profit homes for the elderly by period and description                                  | 58 |

|            |   |     |
|------------|---|-----|
| Table 4.10 | Telephone Rent Rebate by period and description   | 58  |
| Table 4.11 | Old Age function as a percentage of social protection by period and EU country                            | 60  |
| Table 5.1  | Survivors gross expenditure by period and scheme  | 64  |
| Table 5.2  | Social security survivors benefits expenditure by period and description                                  | 65  |
| Table 5.3  | Social security survivors beneficiaries by period, sex and description                                    | 66  |
| Table 5.4  | Treasury Pensions (Survivors) by period and type  | 68  |
| Table 5.5  | Survivors function as a percentage of social protection by period and EU country                          | 69  |
| Table 6.1  | Family/Children gross expenditure by period and scheme  | 72  |
| Table 6.2  | Social security family benefits expenditure by period and description                                     | 73  |
| Table 6.3  | Social security family beneficiaries by period, sex and description                                       | 74  |
| Table 6.4  | Family and Social Welfare by period and description   | 76  |
| Table 6.5  | Number of cases worked with at FSWS by period and description   | 77  |
| Table 6.6  | Appoġġ family services by period and description  | 78  |
| Table 6.7  | Energy Benefit by period and description  | 79  |
| Table 6.8  | Non-profit child and family services by period and description  | 79  |
| Table 6.9  | Family/Children function as a percentage of social protection by period and EU country                    | 81  |
| Table 7.1  | Unemployment gross expenditure by period and scheme   | 84  |
| Table 7.2  | Social security unemployment benefits expenditure by period and description                               | 85  |
| Table 7.3  | Social security unemployment beneficiaries by period, sex and description                                 | 86  |
| Table 7.4  | COVID-19 Support Measures: 2020   | 88  |
| Table 7.5  | Expenditure by Jobsplus by period and description   | 89  |
| Table 7.6  | Persons on Jobsplus schemes   | 90  |
| Table 7.7  | Water and electricity meter rebates by period and description   | 91  |
| Table 7.8  | MDD/MSCL/MSY voluntary retirement scheme by period and description  | 91  |
| Table 7.9  | Unemployment function as a percentage of social protection by period and EU country                       | 92  |
| Table 8.1  | Housing gross expenditure by period and scheme  | 96  |
| Table 8.2  | Housing Authority Subsidies by period and description   | 97  |
| Table 8.3  | Housing function as a percentage of social protection by period and EU country                            | 98  |
| Table 9.1  | Social Exclusion gross expenditure by period and scheme   | 102 |
| Table 9.2  | Social security social exclusion benefits expenditure by period and description                           | 102 |
| Table 9.3  | Social security social exclusion beneficiaries by period, sex and description                             | 103 |
| Table 9.4  | Appoġġ social exclusion services by period and description  | 105 |
| Table 9.5  | Sedqa services by period and description  | 106 |
| Table 9.6  | LEAP [Access] community resource centres by period and description  | 107 |
| Table 9.7  | Non-profit services offered to persons at risk of social exclusion <sup>1</sup> by period and description | 107 |
| Table 9.8  | Third country nationals and refugees by period and description  | 108 |
| Table 9.9  | Open Centres Population by period and description   | 109 |

|              |  |     |
|--------------|--|-----|
| Table 9.10   | Social Exclusion n.e.c. function as a percentage of social protection by period and EU country | 110 |
| Table 10.1   | Social security benefits beneficiaries by benefit type, locality and sex: 2020                 | 116 |
| Table 10.2   | Social security benefits beneficiaries by ESSPROS function, locality and sex: 2020             | 122 |
| Table 10.3   | Social security benefits expenditure by locality: 2020   | 127 |
| Table 10.4   | Population as at the end of 2020   | 129 |
| Table 10.5a  | Decreased National Minimum Pension   | 130 |
| Table 10.5b  | Decreased National Minimum Pension: regional analysis  | 131 |
| Table 10.6a  | Increased National Minimum Pension   | 132 |
| Table 10.6b  | Increased National Minimum Pension: regional analysis  | 133 |
| Table 10.7a  | Increased Retirement Pension   | 134 |
| Table 10.7b  | Increased Retirement Pension: regional analysis  | 135 |
| Table 10.8a  | National Minimum Pension   | 136 |
| Table 10.8b  | National Minimum Pension: regional analysis  | 137 |
| Table 10.9a  | Retirement Pension   | 138 |
| Table 10.9b  | Retirement Pension: regional analysis  | 139 |
| Table 10.10a | Retirement Pension Top-Up  | 140 |
| Table 10.10b | Retirement Pension Top-Up: regional analysis   | 141 |
| Table 10.11a | Two-Thirds Pension   | 142 |
| Table 10.11b | Two Thirds Pension: regional analysis  | 143 |
| Table 10.12a | Decreased National Invalidity Pension  | 144 |
| Table 10.12b | Decreased National Invalidity Pension: regional analysis                                       | 145 |
| Table 10.13a | Increased Invalidity Pension   | 146 |
| Table 10.13b | Increased Invalidity Pension: regional analysis  | 147 |
| Table 10.14a | Invalidity Pension   | 148 |
| Table 10.14b | Invalidity Pension: regional analysis  | 149 |
| Table 10.15a | National Minimum Invalidity Pension  | 150 |
| Table 10.15b | National Minimum Invalidity Pension: regional analysis   | 151 |
| Table 10.16a | Early Survivors Retirement Pension   | 152 |
| Table 10.16b | Early Survivors Retirement Pension: regional analysis  | 153 |
| Table 10.17a | National Minimum Widow's Pension   | 154 |
| Table 10.17b | National Minimum Widows Pension: regional analysis   | 155 |
| Table 10.18a | Survivors' Pension   | 156 |
| Table 10.18b | Survivors' Pension: regional analysis  | 157 |
| Table 10.19a | Widows' Pension  | 158 |
| Table 10.19b | Widows' Pension: regional analysis   | 159 |
| Table 10.20a | Disablement Gratuity   | 160 |
| Table 10.20b | Disablement Gratuity: regional analysis  | 161 |
| Table 10.21a | Injury Pension   | 162 |
| Table 10.21b | Injury Pension: regional analysis  | 163 |
| Table 10.22a | Injury Benefit   | 164 |

|              |  |     |
|--------------|--|-----|
| Table 10.22b | Injury Benefit: regional analysis                  | 165 |
| Table 10.23a | Orphans' Allowance                                 | 166 |
| Table 10.23b | Orphans' Allowance: regional analysis              | 167 |
| Table 10.24a | Marriage Grant                                     | 168 |
| Table 10.24b | Marriage Grant: regional analysis                  | 169 |
| Table 10.25a | Maternity Benefit                                  | 170 |
| Table 10.25b | Maternity Benefit: regional analysis               | 171 |
| Table 10.26a | Maternity Leave Benefit                            | 172 |
| Table 10.26b | Maternity Leave Benefit: regional analysis         | 173 |
| Table 10.27a | Re-marriage Gratuity                               | 174 |
| Table 10.27b | Re-marriage Gratuity: regional analysis            | 175 |
| Table 10.28a | Sickness Benefit                                   | 176 |
| Table 10.28b | Sickness Benefit: regional analysis                | 177 |
| Table 10.29a | Special Unemployment Benefit                       | 178 |
| Table 10.29b | Special Unemployment Benefit: regional analysis    | 179 |
| Table 10.30a | Unemployment Benefit                               | 180 |
| Table 10.30b | Unemployment Benefit: regional analysis            | 181 |
| Table 10.31a | Additional Unemployment Benefit                    | 182 |
| Table 10.31b | Additional Unemployment Benefit: regional analysis | 183 |
| Table 10.32a | Disability Benefit                                 | 184 |
| Table 10.32b | Disability Benefit: regional analysis              | 185 |
| Table 10.33a | Medical Benefit                                    | 186 |
| Table 10.33b | Medical Benefit: regional analysis                 | 187 |
| Table 10.34a | Parent Benefit                                     | 188 |
| Table 10.34b | Parent Benefit: regional analysis                  | 189 |
| Table 10.35a | Children's Allowance                               | 190 |
| Table 10.35b | Children's Allowance: regional analysis            | 191 |
| Table 10.36a | Children's Allowance Flat Rate                     | 192 |
| Table 10.36b | Children's Allowance Flat Rate: regional analysis  | 193 |
| Table 10.37a | Foster Care Allowance                              | 194 |
| Table 10.37b | Foster Care Allowance: regional analysis           | 195 |
| Table 10.38a | Child Benefit Bonus                                | 196 |
| Table 10.38b | Child Benefit Bonus: regional analysis             | 197 |
| Table 10.39a | Disabled Child Allowance                           | 198 |
| Table 10.39b | Disabled Child Allowance: regional analysis        | 199 |
| Table 10.40a | Disability Pension                                 | 200 |
| Table 10.40b | Disability Pension: regional analysis              | 201 |
| Table 10.41a | Severe Disability Pension                          | 202 |
| Table 10.41b | Severely Disability Pension: regional analysis     | 203 |
| Table 10.42a | Disability Assistance                              | 204 |
| Table 10.42b | Disability Assistance: regional analysis           | 205 |
| Table 10.43a | Severe Disability Assistance                       | 206 |

|              |   |     |
|--------------|---|-----|
| Table 10.43b | Severe Disability Assistance: regional analysis           | 207 |
| Table 10.44a | Increased Severe Disability Assistance                    | 208 |
| Table 10.44b | Increased Severe Disability Assistance: regional analysis | 209 |
| Table 10.45a | Leprosy Assistance  | 210 |
| Table 10.45a | Leprosy Assistance  | 211 |
| Table 10.46a | Milk Grant  | 212 |
| Table 10.46b | Milk Grant: regional analysis                             | 213 |
| Table 10.47a | Sickness Assistance                                       | 214 |
| Table 10.47b | Sickness Assistance: regional analysis                    | 215 |
| Table 10.48a | Social Assistance   | 216 |
| Table 10.48b | Social Assistance: regional analysis                      | 217 |
| Table 10.49a | Social Assistance Board                                   | 218 |
| Table 10.49b | Social Assistance Board: regional analysis                | 219 |
| Table 10.50a | Drug Addicts Allowance                                    | 220 |
| Table 10.50b | Drug Addicts Allowance: regional analysis                 | 221 |
| Table 10.51a | Social Assistance for Carers                              | 222 |
| Table 10.51b | Social Assistance for Carers: regional analysis           | 223 |
| Table 10.52a | Carers' Allowance   | 224 |
| Table 10.52b | Carers' Allowance: regional analysis                      | 225 |
| Table 10.53a | Social Assistance for Single Parents                      | 226 |
| Table 10.53b | Social Assistance for Single Parents: regional analysis   | 227 |
| Table 10.54a | Unemployment Assistance                                   | 228 |
| Table 10.54b | Unemployment Assistance: regional analysis                | 229 |
| Table 10.55a | Unemployment Assistance Tapering                          | 230 |
| Table 10.55b | Unemployment Assistance Tapering: regional analysis       | 231 |
| Table 10.56a | Subsidiary Unemployment Assistance                        | 232 |
| Table 10.56b | Subsidiary Unemployment Assistance: regional analysis     | 233 |
| Table 10.57a | Age Pension   | 234 |
| Table 10.57b | Age Pension: regional analysis                            | 235 |
| Table 10.58a | Blind Pension   | 236 |
| Table 10.58b | Blind Pension: regional analysis                          | 237 |
| Table 10.59a | Carers Pension  | 238 |
| Table 10.59b | Carers Pension: regional analysis                         | 239 |
| Table 10.60a | Increased Carers' Allowance                               | 240 |
| Table 10.60b | Increased Carers' Allowance: regional analysis            | 241 |
| Table 10.61a | Supplementary Allowance                                   | 242 |
| Table 10.61b | Supplementary Allowance: regional analysis                | 243 |
| Table 10.62a | In-Work Benefit   | 244 |
| Table 10.62b | In-Work Benefit: regional analysis                        | 245 |
| Table 10.63a | In-Work Supplement  | 246 |
| Table 10.63b | In-Work Supplement: regional analysis                     | 247 |
| Table 10.64  | Unique Beneficiaries                                      | 248 |

## List of Charts

|            |   |     |
|------------|---|-----|
| Chart 1.1  | Social gross expenditure by ESSPROS function: 2011-2020.....                          | 12  |
| Chart 1.2  | Social gross expenditure by ESSPROS function (as a percentage of GDP): 2011-2020..... | 12  |
| Chart 1.3  | Social Protection Expenditure by type and means-testing.....                          | 13  |
| Chart 1.4  | Social Protection Expenditure by type and means-testing (Malta and the EU): 2019..... | 15  |
| Chart 1.5  | Social Protection Expenditure split by Function (Malta & the EU): 2019.....           | 15  |
| Chart 1.6  | Net expenditure by ESSPROS function: 2007-2019.....                                   | 18  |
| Chart 1.7  | Pensioners by sex: 2007-2020.....   | 24  |
| Chart 2.1  | Ratio of Sickness/Health Care to total Social Protection (EU): 2019.....              | 36  |
| Chart 3.1  | Ratio of Disability to total Social Protection (EU): 2019.....                        | 46  |
| Chart 4.1  | Senior Citizens Grant (Beneficiaries vs Expenditure): 2012 – 2020.....                | 55  |
| Chart 4.2  | Ratio of Old Age to total Social Protection (EU): 2019.....                           | 59  |
| Chart 5.1  | Ratio of Survivors to total Social Protection (EU): 2019.....                         | 68  |
| Chart 6.1  | Children’s Allowance beneficiaries (Means-tested vs Flat Rate): 2011 - 2020.....      | 73  |
| Chart 6.2  | Distribution of child care centres in Child Care for All Scheme.....                  | 76  |
| Chart 6.3  | Ratio of Family/Children to total Social Protection (EU): 2019.....                   | 80  |
| Chart 7.1  | Ratio of Unemployment to total Social Protection (EU): 2019.....                      | 93  |
| Chart 8.1  | Ratio of Housing to total Social Protection (EU): 2019.....                           | 99  |
| Chart 9.1  | Ratio of Social exclusion n.e.c. to total Social Protection (EU): 2019.....           | 111 |
| Chart 10.1 | Social benefit recipients: 2012 - 2020.....   | 120 |
| Chart 10.2 | Social security beneficiaries by district: 2012, 2016 & 2020.....                     | 121 |

## List of Maps

|          |   |     |
|----------|---|-----|
| Map 2.1  | Beneficiaries of sickness benefits per 1,000 population by district, locality and sex: 2020.....                            | 31  |
| Map 3.1  | Beneficiaries of disability benefits per 1,000 population by district, locality and sex: 2020....                           | 43  |
| Map 4.1  | Beneficiaries of old age benefits per 1,000 population by district, locality and sex: 2020.....                             | 53  |
| Map 5.1  | Beneficiaries of survivors’ benefits per 1,000 population by district, locality and sex: 2020 ...                           | 67  |
| Map 6.1  | Beneficiaries of family/children benefits per 1,000 population by district, locality and sex: 2020.....                     | 75  |
| Map 7.1  | Beneficiaries of unemployment benefits per 1,000 population by district, locality and sex: 2020.....                        | 87  |
| Map 9.1  | Beneficiaries of social exclusion benefits per 1,000 population by district, locality and sex: 2020.....                    | 104 |
| Map 10.1 | Total social security benefits beneficiaries per 1,000 population by district, locality and sex: 2020.....                  | 115 |
| Map 10.2 | Total social security contributory benefits beneficiaries per 1,000 population by district, locality and sex: 2020.....     | 118 |
| Map 10.3 | Total social security non-contributory benefits beneficiaries per 1,000 population by district, locality and sex: 2020..... | 119 |
| Map 10.4 | Total social security benefits expenditure per 1,000 population by district and locality: 2020.....                         | 128 |





