

DIGITALES ARCHIV

ZBW – Leibniz-Informationszentrum Wirtschaft
ZBW – Leibniz Information Centre for Economics

Putra, Rizky; Ardiani, Winda

Article

Effect of communication process on customer satisfaction in improving customer's retention

Provided in Cooperation with:

Dimitrie Cantemir Christian University, Bucharest

Reference: Putra, Rizky/Ardiani, Winda (2018). Effect of communication process on customer satisfaction in improving customer's retention. In: Academic journal of economic studies 4 (3), S. 87 - 95.

This Version is available at:
<http://hdl.handle.net/11159/2499>

Kontakt/Contact

ZBW – Leibniz-Informationszentrum Wirtschaft/Leibniz Information Centre for Economics
Düsternbrooker Weg 120
24105 Kiel (Germany)
E-Mail: [rights\[at\]zbw.eu](mailto:rights[at]zbw.eu)
<https://www.zbw.eu/econis-archiv/>

Standard-Nutzungsbedingungen:

Dieses Dokument darf zu eigenen wissenschaftlichen Zwecken und zum Privatgebrauch gespeichert und kopiert werden. Sie dürfen dieses Dokument nicht für öffentliche oder kommerzielle Zwecke vervielfältigen, öffentlich ausstellen, aufführen, vertreiben oder anderweitig nutzen. Sofern für das Dokument eine Open-Content-Lizenz verwendet wurde, so gelten abweichend von diesen Nutzungsbedingungen die in der Lizenz gewährten Nutzungsrechte.

<https://zbw.eu/econis-archiv/terms-of-use>

Terms of use:

This document may be saved and copied for your personal and scholarly purposes. You are not to copy it for public or commercial purposes, to exhibit the document in public, to perform, distribute or otherwise use the document in public. If the document is made available under a Creative Commons Licence you may exercise further usage rights as specified in the licence.

Effect of Communication Process on Customer Satisfaction in Improving Customer's Retention

Rizky Putra¹, Winda Ardiani²

^{1,2}Management Department, Faculty Economics and Business, Universitas Harapan, Medan, Indonesia,
¹E-mail: rizkyputrase@gmail.com (Corresponding author)

Abstract *This study aims to analyze the communication process, consumer satisfaction that led to increased consumer retention. The method used in this research is survey approach. This type of research is descriptive quantitative. The method of analysis used is path analysis, with 3 (three) hypotheses tested. The results of the research on the first hypothesis, can be seen that simultaneously the communication process significant effect on customer satisfaction. For the second hypothesis, based on partial test known that the communication process significant effect on consumer retention. For the third hypothesis, based on partial test, it is known that communication process and consumer satisfaction have a significant effect on consumer retention, the communication process variables that are most influential in increasing consumer retention.*

Key words Communication process, consumer satisfaction, consumer retention

JEL Codes: D83, H42, M31

© 2018 Published by Dimitrie Cantemir Christian University/Universitara Publishing House.

(This is an open access article under the CC BY-NC license <http://creativecommons.org/licenses/by-nc-nd/4.0/>)

1. Introduction

The economic conditions of a country will change the mindset of the people. Similarly, in Indonesia, people determine their own desired products in accordance with the desires and economic capabilities so that entrepreneurs are now oriented toward the costumer market which means market conditions is in the hands of costumers. Today, the competition among entrepreneurs in the field of business is getting tighter. Every effort is expected to have the right strategy in selling their products. Product marketing is now not only oriented by developing good products, providing low prices and making them affordable to costumers, but a business must also establish good communication with potential customers so that entrepreneurs can know what customers want to satisfy and thus able to satisfy the needs of the costumer (Lubis *et al.*, 2016; Marhayanie, 2017; Situmorang *et al.*, 2017; Syahyunan *et al.*, 2017; Lubis *et al.*, 2017; Handoko *et al.*, 2017; Ferine *et al.*, 2017; Muda and Windari, 2018; Muda and Hasibuan, 2018, Muda *et al.*, 2018b). This is done to establish the right marketing communications so that the entrepreneur can deliver the value of a product directly to the costumer, create customer satisfaction, establish the loyalty of the costumer, and then the entrepreneur can accept the value of the costumer that is proportional to the value given to the costumer.

As expressed by Kotler and Armstrong (1999) that customer satisfaction is the level of feeling after comparing perceived performance (expectancy). One of the factors that can affect customer satisfaction is interpersonal communication. Kotler and Armstrong (1999) point out that costumer will feel more satisfied with employees who have the ability to interact with other people and have the ability in percepts social to be able to read the feelings, attitudes, and beliefs of costumers. At the time of the process of service made entrepreneurs to customers, at that time also interaction of entrepreneurs with customers. Interaction occurs through communication contacts. Entrepreneurs should be able to create a good communication contact with customers because good communication contact is needed by customers to improve company performance and to maintain customer loyalty (Sihombing *et al.*, 2016 & 2017; Suriadi *et al.*, 2016; Mahdaleta *et al.*, 2016; Hutagalung *et al.*, 2017; Sadalia *et al.*, 2017, Muda *et al.*, 2018e). Nowadays, it is often feared by entrepreneurs due to the increasingly fierce competition and the variety of product brands offered, and on the one hand other costumers are better able to remember products that already have a strong name and have certain characteristics of an existing product on the market. So, if a well-known brand is already known and then in the minds of costumers there is an association to a brand, then costumer perceived that the product has a better quality than a product that has not yet had a name quite famous. In order to seize and retain costumers required a strategy that requires commitment, both quality and human resources whose purpose is to offer products in accordance with the wishes of costumers so as to provide kepuasan to costumers. This can also be done by doing products differentiation offered to costumers.

2. Literature review

2.1. Communication

Marketing communication by Kotler and Keller in marketing management books is an activity that seeks to disseminate information, influence/persuade, remind the target market of the company and its products to be willing to accept, buy and loyal to the products/services offered by the company (Kotler and Keller, 2008). According to Kotler and Keller (2008), satisfaction is the level of state perceived a person who is the result of comparing the appearance or outcome as a service that he felt in relation to one's expectations. There are five main factors in determining the level of customer satisfaction by Tjiptono, 2003; Heikal *et al.*, 2018; Kholis *et al.*, 2018; Khaddafi *et al.*, 2018; Muda, 2018a; 2018b; Kesuma *et al.*, 2018a, 2018b, 2018f) namely: Quality of product or service, Quality of service, Emotional, Cost and Price.

2.2. Customer Retention

The relationship between satisfaction and loyalty has been extensively researched in several studies (Selnes, 1993). Fornell (1992) says that customer satisfaction influences buyer behavior, where satisfied customers tend to be loyal customers, but loyal customers need not be satisfied. Loyalty means the ability of the company to position its product in the minds of customers, where the company seeks to assume the customer as a partner by establishing customer confidence, always interact, if necessary develop, for joint progress (Kertajaya, 2006; Muda *et al.*, 2018a; 2018c & 2018d). Whereas a loyal or loyal customer is someone who re-purchases from the same company, informs other potential customers of word of mouth and becomes a deterrent to attacks from competitors (Evan and Laskin, 1994). So it can be said that the success of a company is determined by the retention of its customers. Based on the literature review that has been mentioned previously, the framework presented in Figure 1.

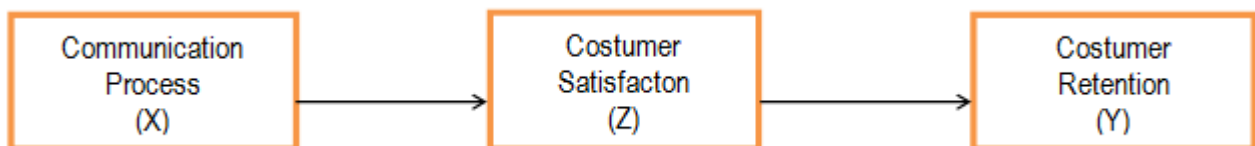


Figure 1. Framework of Theoretical Thinking of Communication Process towards Customer Satisfaction in Increasing Customer Retention

3. Methodology of research

The approach used in this research was verification analysis which is a method which aims to describe the truthness of existing facts, as well as explaining about relation between variables studied by collecting data, processing, analyzing and interpreting data in test of statistic hypothesis (Khaldun, 2014; Maksum *et al.*, 2014; Muda and Rafiki, 2014; Dalimunthe *et al.*, 2016; Gusnardi *et al.*, 2016; Azlina *et al.*, 2017; Lutfi *et al.*, 2016; Erlina 2017a & 2017b; Hasan *et al.*, 2017; Yahya *et al.*, 2017; Muda, 2017; Sirojuzilam *et al.*, 2016 & 2017; Tarmizi *et al.*, 2016 & 2017; Erwin *et al.*, 2018 & Pohan *et al.* 2018). In this research, descriptive verification method was used to test whether there was influence between marketing communications to customer satisfaction, customer satisfaction influence to customer retention and influence of marketing communication to customer retention through customer satisfaction. Research conducted starting from May-December 2017. Hair *et al.*, 2007, Muda *et al.*, 2016a; 2016b; Muda, 2017a; 2017b; Nurzaimah *et al.*, 2016; Nurlina *et al.*, 2017; Nasir *et al.*, 2017, Muda and Naibaho, 2018) still recommend to use a sample of at least 100 respondents to provide better results. The technique used to determine the sample was the purposive sampling method. Data analysis technique for hypothesis testing using path analysis method.

4. Results and discussions

4.1. Results

4.1.1. The Influence of Marketing Communication on Customer Satisfaction

The results of research through the first direct path is the influence between marketing communication variables to customer satisfaction. Statistically can be seen in the following Table 1.

Table 1. Direct R Square Value of Hypothesis 1

Model	R	R Square	Adjusted R Square	Std. Error of the Estimate
1	,718 ^a	,516	,511	4,844

a. Predictors: (Constant), PK

Source: Results of Research (2018).

Table 2. Direct Coefficient Testing of Hypothesis 1

Model		Unstandardized Coefficients		Standardized Coefficients	t	Sig.
		B	Std. Error	Beta		
1	(Constant)	9,110	2,412		3,777	,000
	PK	,654	,064	,718	10,221	,000

a. Dependent Variable: KK

Source: Results of Research (2018).

Based on the above Table, it can be seen that the significance value of marketing communications to customer satisfaction $p = 0,000 < 0.005$. This shows that marketing communication has an effect on customer satisfaction. Based on the above table note that the value of r square = 0,516. This shows that customer satisfaction is influenced by marketing communication variables by 51%, meaning that there are 49% other variables that affect customer satisfaction are influenced by other factors. To put it simply, it can be compiled equation from research result above as follows,

$$Y = a + b X_1 + e$$

$$e = e = \sqrt{1-r \text{ square}} \rightarrow e = \sqrt{1-0,516} = 0,69$$

$$y = 9,110 + 0,654 x_1 + 0,69$$

or in the following scheme,

$$X \xrightarrow{0,718} Y$$

4.1.2. The Influence of Customer Satisfaction on Customer Retention

The results of research through the next direct path is the influence of customer satisfaction variable on customer retention. Statistically, it can be seen in the following Table 3.

Table 3. Direct R Square Value of Hypothesis 2

Model	R	R Square	Adjusted R Square	Std. Error of the Estimate
1	,628 ^a	,394	,388	1,677

a. Predictors: (Constant), KK

Source: Results of Research (2018)

Table 4. Direct Coefficient Testing of Hypothesis 2

Model		Unstandardized Coefficients		Standardized Coefficients	t	Sig.
		B	Std. Error	Beta		
1	(Constant)	3,757	,827		4,545	,000
	KK	,194	,024	,628	7,985	,000

a. Dependent Variable: RK

Source: Results of Research (2018)

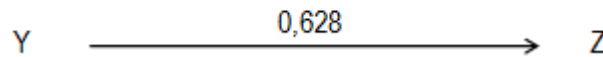
Based on the above Table 4, it can be seen that the value of customer satisfaction significance to customer retention $p = 0,000 < 0.005$. This shows that customer satisfaction has an effect on customer retention. Based on the above table, it is known that the value of r square = 0.394. This shows that customer retention is influenced by customer satisfaction variable of 39%, meaning that there are 61% other variables that affect customer retention or is influenced by other factors. To put it simply, it can be compiled equation from research result above as follows,

$$Y = a + bX + e$$

$$e = e = \sqrt{1 - r^2} \rightarrow e = \sqrt{1 - 0,394} = 0,778$$

$$y = 3,757 + 0,194x + 0,778$$

or in the following scheme,



4.1.3. Marketing Communication Satisfaction on Customer Retention through Customer Satisfaction

The results of research through the first indirect path are the influence of marketing communication variable on customer satisfaction. Statistically, it can be seen in the following Table 5,

Table 5. Indirect R Square Value of Hypothesis 3

Model	R	R Square	Adjusted R Square	Std. Error of the Estimate
1	,713 ^a	,508	,498	1,519

a. Predictors: (Constant), KK, PK.

Source: Results of Research (2018)

Table 6. Indirect Coefficient Testing of Hypothesis 3

Model		Unstandardized Coefficients		Standardized Coefficients	t	Sig.
		B	Std. Error	Beta		
1	(Constant)	2,294	,809		2,834	,006
	PK	,137	,029	,486	4,745	,000
	KK	,086	,032	,279	2,727	,008

a. Dependent Variable: RK.

Source: Results of Research (2018).

Based on the above Table 6, it can be seen that the value of the significance of marketing communications to customer satisfaction $p = 0,000 < 0,005$. This shows that marketing communication has an effect on customer satisfaction. Based on the above table, it known that the value of $r^2 = 0,508$. This shows that customer satisfaction is influenced by marketing communication variables and customer satisfaction of 51%, meaning that there are 49% other variables that affect customer satisfaction or is influenced by other factors. To put it simply, it can be compiled equation from research result above as follows,

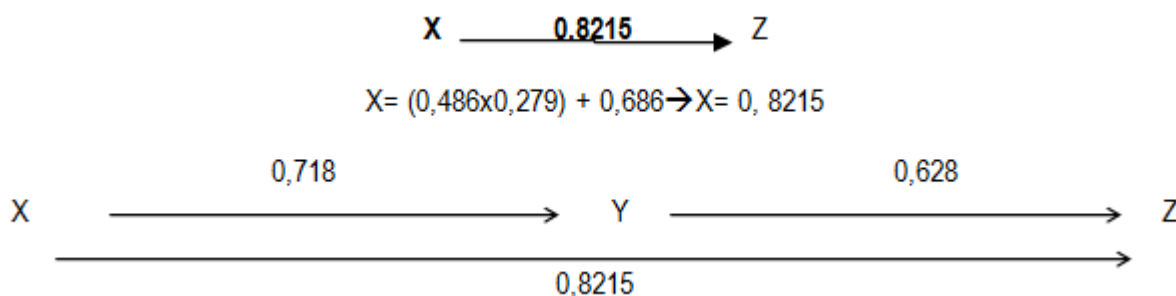
$$Y = a + bX_1 + e$$

$$e = e = \sqrt{1 - r^2} \rightarrow e = \sqrt{1 - 0,508} = 0,701$$

$$y = 2,2994 + (0,137) (0,086)PK.KK + 0,701$$

or in the following scheme,

Communication process affects customer satisfaction in increasing customer retention.



Where:

X = Marketing Communication Variable; Y = Customer Satisfaction Variable; Y = Customer Retention Variable.

4.2. Discussion

4.2.1. The Influence of Marketing Communications on Customer Satisfaction

Based on the distribution of questions posed to costumers, the method that has not optimally done by Batik Motif Medan is the use of mobile marketing as a way of direct sales to prospective buyers. Customers cannot directly make purchases via mobile phone. Mobile Phone is perceived as a necessity at this time to make transactions in the future. When the effectiveness of traditional marketing communications declined, a new method in the marketing world experienced significant growth. The new way is known as "digital marketing" that combines psychological, humanist, anthropological, and technological factors through multimedia with a large and interactive capacity. The result is a new round of interaction between producers, market intermediation, and costumers, with the medium of mobile technology as the dominant element. The use of cell phones as the main channel of communication that continues to morph along with the development of communication technology is able to change the pattern of access information over time. Even according to Okazaki and Taylor (2008), this time the phone is no longer just a communication tool but an entertainment device, even the media. Trends of marketing communications through new media one of them in the form of Mobile Advertising that uses mobile phones as the main medium. In the context of mediated marketing communications, the phone becomes a medium that can be used to perform one on one communication with customers. Almost all messages received by mobile phone users, opened personally by users. In contrast to the usual media requirements, all mobile phone users carry their phones wherever they go. This is the potential for significant cellular advantages that other mass media does not have, so that the messages sent are really fixed to those mobile users according to the market segment desired by the advertiser.

4.2.2. The Influence of Customer Satisfaction on Customer Retention

Based on the respondents' answers from the questionnaires, it is shown that the customers consider that using Medan batik is the right decision because it is a lot of advantages that can be obtained by using the batik clothes of Medan giving the characteristic of North Sumatra, so that the use of batik Medan as the national cultural conservation. However, there are still many customer expectations that have not been fulfilled, thus making the satisfaction cannot be reached maximally. Based on the distribution of questions submitted to Customers, the aspects that are still not assessed satisfied by the customer is that its responsiveness of Medan Batik in serving customers. Manufacturers are still considered not yet have a fast response for all Customers, from some indicators; this indicator is stated still low by the customer. The principle of Quick Response to the needs and desires of customers must be executed properly. The principle of what the customer needs to be captured properly and to fulfill it must be followed up with concrete steps. Therefore, the purchasing department should be diligent in looking at the competition outside. If batik Medan is customer oriented then it is necessary to give opportunity for customer to convey their suggestions, opinions and complaints. The medium used includes a suggestion box, providing a dedicated phone line (hotline), or through an online system. Input obtained by the company in the form of valuable new ideas, making it possible to respond quickly and respond to any problems that arise.

4.2.3. Marketing Communication Satisfaction on Customer Retention through Customer Satisfaction

Based on the distribution of questions asked to the costumer, it can be seen that one of the indicators of customer retention is still weak is the customer activity to discuss the benefits of Batik Motif Medan to others. One of the things that can improve retention through customer delivery to others is by improving product quality including several dimensions: performance, endurance, and conformity with specifications, features, reliability, aesthetics, and quality impression (Mullins *et al.*, 2005). Good product quality will be able to give a positive influence in the delivery of product superiority through word of mouth (Sutanto, 2009). The results of this study indicate that there are still many customers who have not talked about the superiority of Batik Medan products to others.

5. Conclusions and recommendations

5.1. Conclusions

1. Majority of respondents perceive that marketing communication made by producers is good, where 57% of respondents stated good, 41% stated good enough or moderate and only 2% that stated marketing communications built bad.
2. The majority of respondents feel satisfied that 64% of respondents, 31% feel quite satisfied or moderate and only 5% who expressed dissatisfaction with the products.
3. The majority of respondents have good retention in which 52% of respondents do activities that lead to good retention, as 44% have sufficient or moderate retention and only 4% have poor retention of the product they buy.

4. Marketing communications affect customer satisfaction. This is evidenced from the significance of marketing communications to customer satisfaction $p = 0,000 < 0.005$.
5. Customer satisfaction affects customer retention. This is evidenced from the value of customer satisfaction significance to customer retention $p = 0,000 < 0.005$.
6. Communication affects customer retention through customer satisfaction with value of marketing communication to customer satisfaction $p = 0,000 < 0,005$. These results also prove that marketing communications can increase customer satisfaction and indirectly also impact on customer retention.

5.2. Recommendations

1. Customers can not directly make purchases via mobile phone. Mobile Phone is perceived as a necessity at this time to conduct transactions in the future, therefore batik Medan need to develop a system of utilization of information communication technology through smartphone to facilitate customer transactions.
2. Manufacturers are still considered not to have a fast response for all costumers, therefore Batik Medan need to make a system of suggestions and recommendations from costumers that can be followed up quickly by the manufacturer.
3. The results of this study indicate that there are still many customers who have not discussed the superiority of Batik Medan products to others, therefore Batik Medan should continue to upgrade the quality of the product in order to have its own advantages that become the material of customer recommendation
4. Batik Medan also need to set system rewards for customers who have good and prospective retention in getting costumers in the future.

References

- Assael (1995). *Costumer Behavior and Marketing Action*. Boston: Keat Publishing Company.
- Aziz, A. T. (2015). The Influence of Marketing Communications To The Level Of Customer Satisfaction. Essay. Yogyakarta: Communication Studies Program Faculty of Social Sciences and Humanities University of Islam Nigeria.
- Azlina, N. A. Hasan, Desmiyawati & Muda, I. (2017). The Effectiveness of Village Fund Management. *International Journal of Economic Research*. 14(12). 325-336.
- Dalimunthe, D.M.J., Fadli, and Muda, I. (2016). The application of performance measurement system model using Malcolm Baldrige Model (MBM) to support Civil State Apparatus Law (ASN) number 5 of 2014 in Indonesia. *International Journal of Applied Business and Economic Research*. 14(11). 7397-7407.
- Effendy, O. U. (2007). *Science Communication Theory and Practice*. Ninth Print. Bandung: PT RemajaRosdakarya.
- Engel F, J. (1995). *Consumer Behavior*. Tangerang: Binarupa Aksara
- Erlina, A.Saputra & Muda, I. (2017a). Antecedents of Budget Quality Empirical Evidence from Provincial Government In Indonesia. *International Journal of Economic Research*. 14(12). 301-312.
- Erlina. A. Saputra & Muda, I. (2017b). The Analysis of the Influencing Factors of Budget Absorption. *International Journal of Economic Research*. 14(12). 287-300.
- Erwin, K., Abubakar, E., Muda, I. (2018). The relationship of lending, funding, capital, human resource, asset liability management to non-financial sustainability of rural banks (BPRs) in Indonesia. *Journal of Applied Economic Sciences*, Volume XIII, Spring 2(56). 520–542.
- Evans, Joel R dan Laskin, Richard L. (1994). *The Relationship Marketing Process: A Conseptualization and Application*. Industrial Marketing Management 23. 439-452.
- Ferine, K.F.; Ermiaty, C. & Muda, I. (2017). The Impact of Entrepreneurship and Competence On Small Medium Enterprises Tangan Di Atas Medan Entrepreneurs' Work Performance. *International Journal of Economic Research*. 14(16). 380-393.
- Fornell, C. (1992). A National Customer Satisfaction Barometer: The Swedish Experience". *Journal of Marketing*. 5(2). 11-21.
- Gaspersz, V. (1997). *Quality Management*. Jakarta: PT. Gramedia Pustaka Utama.
- Ghozali (2008). *Application of Multivariate Analysis with SPSS Program*. Semarang: Diponegoro University Publishing Agency.
- Gusnardi, Riadi, R.M., & Muda, I. (2016). Competency mapping and analysis of students competency based on economics subject national examination and its alternative solutions in state high schools at Pekanbaru. *International Journal of Economic Research*. 3(5). 2133-2148.
- Hadiono, A. (2007). *Communication Studies Process and Strategy*. Bantem: Four Pen Publishing.
- Handoko, ,B. Sunaryo & Muda, I. (2017). Difference Analysis of Consumer Perception of Motorcycle Product Quality. *International Journal of Economic Research*. 14(12). 363-379.
- Hasan, A, Gusnardi & Muda, I. (2017). Analysis of Taxpayers and Understanding Awareness Increase in Compliance with Taxpayers Individual Taxpayers. *International Journal of Economic Research*. 14(12). 75-90.

- Heikal, M. Muda, I., & M. Khaddafi. (2018). Influence of Government Sukuk and Sharia Mutual Funds on the Investment Yield Sharia Insurance in Indonesia. *Emerald Reach Proceedings Series*. 1. 429-435.
- Hutagalung, B.; Dalimunthe, D.M.J, R., Pambudi, A.Q. Hutagalung & Muda, I. (2017). The Effect of Entrepreneurship Education and Family Environment Towards Students' Entrepreneurial Motivation. *International Journal of Economic Research*. 14(20). 331-348.
- J.E. Sutanto. (2009). Consumer Assessment Method And Dimension Of Service Quality Influence On Revenue Growth (Case Study on Service Industry Company). *Proceedings of the National Seminar on Technology Management X*. MMT-ITS Study Program. Surabaya August 1, 2009.
- Kertajaya, H. (2006). *Series 9 Hermawan Kertajaya on Marketing Mix*. Jakarta: PT. Gramedia Pustaka Umum.
- Kesuma, S, I., Erlina & Muda, I., (2018). Influence of Beverages and Tobacco Export and Raw Material Export on the Economic Growth. *Emerald Reach Proceedings Series*. 1. 335–341.
- Kesuma, S, I., Erlina & Muda, I., (2018). Influence of Natural Rubber Latex Export and Food and Animals Export to the Economic Growth. *Emerald Reach Proceedings Series*. Vol. 1 pp. 607–613.
- Khaddafi. M., Muda, I., & M. Heikal., (2018). Influence of Sharia Stock and Corporate Sukuk on the Investment Yield Sharia Insurance in Indonesia. *Emerald Reach Proceedings Series*. 1. 473-479. DOI 10.1108/978-1-78756-793-1-00054.
- Khalidun, K. I. and Muda. I. (2014). The Influence of Profitability And Liquidity Ratios on The Growth of Profit of Manufacturing Companiesa Study of Food And Beverages Sector Companies Listed on Indonesia Stock Exchange (Period 2010-2012). *International Journal of Economics, Commerce and Management*. 2(12). 1-17.
- Kholis. A., Muda, I., M. Khaddafi., & (2018). Influence of Population, Gross Domestic Product, Government Sukuk and Sharia Mutual Funds on the Investment Yield Sharia Insurance in Indonesia. *Emerald Reach Proceedings Series*. 1. 379–385.
- Kotler, P. and Keller, Lane, K. (2008). *Marketing Management*. Issue 12. Volume 2. Jakarta: Erland.
- Kotler, P. (1999). *Marketing: An Introduction*. Third Edition. New Jersey: Prentice Hall.
- Kotler, P. and Armstrong, G. (2008). *Principles of Marketing*. Issue 12. Volume 1. Jakarta: Erlangga Publishers.
- Kotler, P. (1997). *Marketing Management Planning Analysis, Implementation and Control*. Jakarta: PT. Prenhallindo
- Kuncoro, M. (2009). *Research Methods for Business and Economics*. Jakarta: Erlangga Publishers.
- Lubis, A., Rustam & Muda, I. (2017). Factors Affecting The Cost of Agency of Village Owned Enterprise (BUMDES) in Indonesia. *International Journal of Economic Research*. 14(21). 151-166.
- Lubis, A., Torong, Z.B., & Muda, I. (2016). The urgency of implementing balanced scorecard system on local government in North Sumatra – Indonesia. *International Journal of Applied Business and Economic Research*. 14(11). 7575-7590.
- Lubis, A.F., Lubis, T.A., & Muda, I. (2016). The role of Enterprise Resource Plan (ERP) configuration to the timeliness of the financial statement presentation. *International Journal of Applied Business and Economic Research*. 14(11). 7591-7608.
- Lutfi, M., Nazwar, C., & Muda, I. (2016). Effects of investment opportunity set, company size and real activity manipulation of issuers in Indonesia Stock Exchange on stock price in Indonesia. *International Journal of Economic Research*. 13(5). 2149-2161.
- Mahdaleta, E.; I. Muda and Gusnardi. (2016). Effects of Capital Structure and Profitability on Corporate Value with Company Size as the Moderating Variable of Manufacturing Companies Listed on Indonesia Stock Exchange. *Academic Journal of Economic Studies*. 2(3), 30–43.
- Maksum, A., Hamid, R., & Muda, I. (2014). The Impact of Treasurer's Experience And Knowledge on The Effectiveness of The Administration and Preparation of The Accountability Reporting System in North Sumatera. *Asian Journal of Finance & Accounting*, 6(2), 301-318. <http://dx.doi.org/10.5296/ajfa.v6i2.6341>.
- Marhayanie, M. Ismail & Muda, I. (2017). Impact of the Online Car Rental Service Order System on Sales Turnover with Financial Literacy Customer as Intervening Variables. *International Journal of Economic Research*. 14(21). 317-332.
- Mital et al. (1998). The Asymetric Impact of Negative and Positive Attribute Level Performance on Overall Satisfaction and Repurchase Intentions. *Journal of Marketing*. 62(1). 33-47.
- Muda, I., (2017a). The Effect of Allocation of Dividend of the Regional Government-Owned Enterprises and the Empowerment Efforts on the Revenue of Regional Government: The Case of Indonesia. *European Research Studies Journal*. XX(4B). 244-259.
- Muda, I., (2017b). The Effect of Supervisory Board Cross-Membership and Supervisory Board Members' Expertise to The Disclosure of Supervisory Board's Report: Empirical Evidence From Indonesia. *European Research Studies Journal*. XX(3A). 702-716.
- Muda, I, F. Roosmawati, H.S Siregar, Ramli, H. Manurung & T. Banuas. (2018f). Performance Measurement Analysis of Palm Cooperative Cooperation with Using Balanced Scorecard. *IOP Conference Series: Materials Science and Engineering 2017*. 288.
- Muda, I, M. Sihombing, E. Jumilawati & A. Dharsuky. (2016b). Critical Success Factors Downstream Palm Oil Based Small And Medium Enterprises (SME) In Indonesia. *International Journal of Economic Research*. 13(8). 3531-3538.
- Muda, I., H.S Siregar, S.A Sembiring, Ramli, H. Manurung & Z. Zein. (2018d). Economic Value of Palm Plantation in North Sumatera and Contribution to Product Domestic Regional Bruto. *IOP Conference Series : Materials Science and Engineering 2017*. 288.
- Muda, I. (2017). Role of Dividend of Power to Buy Shares in Companies in Indonesia Stock Exchange. *Academic Journal of Economic Studies*. 3(2), 41–47.
- Muda, I. (2017). User Impact of Literacy on Treatment Outcomes Quality Regional Financial Information System. *Management Dynamics in the Knowledge Economy*. 5(2), pp.307-326; DOI 10.25019/MDKE/5.2.08.
- Muda, I., & A. N. Hasibuan. (2018). Public Discovery of the Concept of Time Value of Money with Economic Value of Time. *Emerald Reach Proceedings Series*. 1. 255–261.
- Muda, I., & Windari. (2018). Dimension of an Islamic Model Value on the Existence of Syariah Walmart. *Emerald Reach Proceedings Series*. 1. 321–326.

- Muda, I., (2017). Perception of capital, profit and dividends affect the stock purchase intention in Indonesia public company. *Junior Scientific Researcher*, 3(1): pp. 9-18.
- Muda, I., (2018a). Influence of Assets and Investments on Investment Yield Sharia Insurance in Indonesia. *Emerald Reach Proceedings Series*. 1. 563–569.
- Muda, I., (2018b). Influence of Gross Domestic Product and Population on the Investment Yield Sharia Insurance in Indonesia. *Emerald Reach Proceedings Series*. 1. 517–522.
- Muda, I., A. H. Harahap, Erlina, S. Ginting, A. Maksum & E. Abubakar. (2018a). Factors of quality of financial report of local government in Indonesia. *IOP Conference Series: Earth and Environmental Science*. 2018.
- Muda, I., Panjaitan, S.R, Erlina, S. Ginting, A. Maksum & E. Abubakar. (2018b). Model application of Murabahah financing acknowledgement statement of Sharia accounting standard No 59 Year 2002. *IOP Conference Series: Earth and Environmental Science*. 2018. 126
- Muda, I., Rafiki, A., & Harahap, M. R. (2014). Factors Influencing Employees' Performance: A Study on the Islamic Banks in Indonesia. *International Journal of Business and Social Science*, 5(2). 73-80.
- Muda, I., & R. Naibaho. (2018). Variables influencing allocation of capital expenditure in Indonesia. *IOP Conference Series: Earth and Environmental Science*. 2018. 126.
- Muda, I., Dharsuky, A., Sadalia, I., & Siregar, H.S. (2016a). Impact of capital investments and cash dividend policy on Regional Development Bank (BPD) PT. Bank Sumut to the district own source revenue and economic growth. *International Journal of Applied Business and Economic Research*. 14(11). 7863-7880.
- Muda, I.; M. Weldi; Siregar, H.S, & Indra, N. 2018c. The Analysis of Effects of Good Corporate Governance on Earnings Management in Indonesia with Panel Data Approach. *Iranian Economic Review*. 22(2). 657-669.
- Muda, I., Rahmanta, Marhayanie & A.S. Putra. (2018e). Institutional Fishermen Economic Development Models and Banking Support in the Development of the Innovation System of Fisheries and Marine Area in North Sumatera. *IOP Conference Series: Materials Science and Engineering*. 2017. 288.
- Nasir, A. Y.M. Basri, Kamaliah & Muda, I. (2017). Effectiveness of Potential Tax Region as the Real Local Revenue Sources in Riau Coastal Area. *International Journal of Economic Research*. 14(12). 313-324.
- Nurlina & Muda, I. (2017). The Analysis of the Effects of Capital Expenditure and Human Development Index on Economic Growth and Poverty in East Aceh Regency. *International Journal of Economic Research*. 14(17). 415-428.
- Nurzaimah, Rasdianto & Muda, I. (2016). The skills and understanding of rural enterprise management of the preparation of financial statements using Financial Accounting Standards (IFRS) financial statement on the Entities without Public Accountability (ETAP) framework on the implementation of village administration law. *International Journal of Applied Business and Economic Research*. 14(11). 7417-7429.
- Octaviani, Hardianti. (2016). Influence Interpersonal Communication Customer Service Against Customer Satisfaction Bankaltim Syariah Branch Auxiliary Juanda Samarinda. *eJournal Communications*. 4(3): 237-251.
- Okazaki, Shintaro, and Taylor, Charles. (2008). What is SMS advertising and why do multinationals adopt it? Answer from an empirical study in European markets. *Journal of Business Research*. www.sciencedirect.com
- Panuju, R., (2001). *Organization Communication (From Conceptual-Theoretic to Empirical)*. Yogyakarta: Student Literature
- Pohan., N., Badaruddin., R.F Dalimunthe., A. Purwoko., & Muda, I., (2018). The Effects of Human Resource Development and Institutional Arrangements on Performance, Service Quality and Area Development in Indonesia. *Quality Access to Success*. 19(163). 94-102.
- Rangkuti, F. (2002). *Measuring Customer Satisfaction Measuring Techniques and Strategies Improving Customer Satisfaction and Case Analysis of PLN-JP*. PT. Jakarta: Gramedia Pustaka Utama.
- Sadalia, Isfenti. N.A.B. Rahamani & Muda, I. (2017). The Significance of Internet Based Financial Information Disclosure on Corporates Shares in Indonesia. *International Journal of Economic Research*. 14(12). 337-346.
- Sadalia; Isfenti, Linda T. Maas, Joiverdia, Muda; I. (2017). The Strengthening of Development Capital and Governance towards Sustainable Livelihood in Coastal Areas of Medan. *Academic Journal of Economic Studies*. 3(3). 12–18.
- Selnes, F. (1993). An Examination of the Effect of Product Performance on Brand Reputation, Satisfaction dan Loyalty. *European Journal of Marketing*. 27(9). 19-35.
- Sihombing, M, I., Muda, E. Jumilawati & A. Dharsuky. (2015). The Implementation of Oil Palm Based Regional Innovation System (SIDA) In Supporting The Masterplan For The Acceleration And Expansion Of Indonesia's Economic Development (MP3EI) of The Economic Corridor Of Sumatera-Indonesia. *European Journal of Business and Innovation Research*. 3(5), 13-24.
- Sihombing, M, Muda, I, E. Jumilawati & A. Dharsuky (2017). Factors Affecting The Success of Local Innovation Systems with Government Programs As Moderators. *International Journal of Economic Research*. 14(21). 272-289.
- Sirojuzilam, Hakim, S., & Muda, I. (2016). Identification of factors of failure of Barisan Mountains Agropolitan area development in North Sumatera, Indonesia. *International Journal of Economic Research*. 13(5). 2163-2175.
- Sirojuzilam, Hakim, S., & Muda, I. (2017). Effect of Private Collaborative as a Moderation of Success of Agropolitan Program. *International Journal of Economic Research*. 14(20). 463-475.
- Situmorang, S.H, E.S. Rini & Muda, I. (2017). Customer Experience, Net Emotional Value and Net Promoter Score on Muslim Middle Class Women in Medan. *International Journal of Economic Research*. 14(20). 269-283.
- Sugiyono. (2010). *Educational Research Methods*. Bandung: Alfabeta.

- Sulistiani, (2016). The Influence of Trust, Commitment and Communication on Customer Retention With Customer Satisfaction As Intervening Variables. *Journal of Business Administration Science*. 5(1).48-57.
- Suriadi, A, Rudjiman, K. Mahalli, N.Achmad and Muda, I. (2015). The Applicative Model of The Village_Owned Enterprises (BUMDES) Development In North Sumatera. *Global Journal of Arts, Humanities and Social Sciences* 3(12), 48-62.
- Suwarno, J. (2007). *Analysis of Research Data Using SPSS*. Yogyakarta: Andi Offset.
- Syahyunan, Muda I, Siregar, H.S, Sadalia, I. & Chandra G. (2017). The Effect of Learner Index and Income Diversification on The General Bank Stability In Indonesia. *Banks and Bank Systems*. 12(4). 171-184.
- Tarmizi, H.B., Daulay, M & Muda, I. (2016). The influence of population growth, economic growth and construction cost index on the local revenue of tax on acquisition of land and building after the implementation of law no. 28 of 2009. *International Journal of Economic Research*. 13(5). 2285-2295.
- Tarmizi, HB., Daulay, M., & Muda, I. (2017). Impact of the Economic Growth and Acquisition of Land to the Construction Cost Index in North Sumatera. *IOP Conference Series: Materials Science and Engineering*. 180.
- Tjiptono, F. (2003). *Marketing Services*. Yogyakarta: BPFE
- Tse dan Wilton. (1988). *Production and Operation Management*. USA: Allyn and Bacon Publisher.
- Yahya, I, Torong, Z.B., & Muda, I. (2017). Influence Behavior in Legislature Budget Development of Regions in the Province of Aceh and North Sumatra. *International Journal of Economic Research*. 14(8). 147-159.