

# DIGITALES ARCHIV

ZBW – Leibniz-Informationszentrum Wirtschaft  
*ZBW – Leibniz Information Centre for Economics*

## Periodical Part

### Japan fund for poverty reduction ... annual report / Asian Development Bank ; 17th (2017)

#### Provided in Cooperation with:

Asian Development Bank (ADB), Manila

*Reference:* Japan fund for poverty reduction ... annual report / Asian Development Bank ; 17th (2017) (2019).

<https://www.adb.org/sites/default/files/institutional-document/522226/jfpr-annual-report-2017.pdf>.

doi:10.22617/TCS190396-2.

This Version is available at:

<http://hdl.handle.net/11159/12668>

#### Kontakt/Contact

ZBW – Leibniz-Informationszentrum Wirtschaft/Leibniz Information Centre for Economics

Düsternbrooker Weg 120

24105 Kiel (Germany)

E-Mail: [rights\[at\]zbw.eu](mailto:rights[at]zbw.eu)

<https://www.zbw.eu/econis-archiv/>

#### Standard-Nutzungsbedingungen:

Dieses Dokument darf zu eigenen wissenschaftlichen Zwecken und zum Privatgebrauch gespeichert und kopiert werden. Sie dürfen dieses Dokument nicht für öffentliche oder kommerzielle Zwecke vervielfältigen, öffentlich ausstellen, aufführen, vertreiben oder anderweitig nutzen. Sofern für das Dokument eine Open-Content-Lizenz verwendet wurde, so gelten abweichend von diesen Nutzungsbedingungen die in der Lizenz gewährten Nutzungsrechte.

<https://zbw.eu/econis-archiv/terms-of-use>

#### Terms of use:

*This document may be saved and copied for your personal and scholarly purposes. You are not to copy it for public or commercial purposes, to exhibit the document in public, to perform, distribute or otherwise use the document in public. If the document is made available under a Creative Commons Licence you may exercise further usage rights as specified in the licence.*



# JAPAN FUND FOR POVERTY REDUCTION

ANNUAL REPORT 2017

# **JAPAN FUND FOR POVERTY REDUCTION**

**ANNUAL REPORT 2017**



Creative Commons Attribution 3.0 IGO license (CC BY 3.0 IGO)

© 2019 Asian Development Bank  
6 ADB Avenue, Mandaluyong City, 1550 Metro Manila, Philippines  
Tel +63 2 632 4444; Fax +63 2 636 2444  
[www.adb.org](http://www.adb.org)

Some rights reserved. Published in 2019.

ISBN 978-92-9261-714-1 (print), 978-92-9261-715-8 (electronic)  
ISSN 1816-3408  
Publication Stock No. TCS190396-2  
DOI: <http://dx.doi.org/10.22617/TCS190396-2>

The views expressed in this publication are those of the authors and do not necessarily reflect the views and policies of the Asian Development Bank (ADB) or its Board of Governors or the governments they represent.

ADB does not guarantee the accuracy of the data included in this publication and accepts no responsibility for any consequence of their use. The mention of specific companies or products of manufacturers does not imply that they are endorsed or recommended by ADB in preference to others of a similar nature that are not mentioned.

By making any designation of or reference to a particular territory or geographic area, or by using the term “country” in this document, ADB does not intend to make any judgments as to the legal or other status of any territory or area.

This work is available under the Creative Commons Attribution 3.0 IGO license (CC BY 3.0 IGO) <https://creativecommons.org/licenses/by/3.0/igo/>. By using the content of this publication, you agree to be bound by the terms of this license. For attribution, translations, adaptations, and permissions, please read the provisions and terms of use at <https://www.adb.org/terms-use#openaccess>.

This CC license does not apply to non-ADB copyright materials in this publication. If the material is attributed to another source, please contact the copyright owner or publisher of that source for permission to reproduce it. ADB cannot be held liable for any claims that arise as a result of your use of the material.

Please contact [pubsmarketing@adb.org](mailto:pubsmarketing@adb.org) if you have questions or comments with respect to content, or if you wish to obtain copyright permission for your intended use that does not fall within these terms, or for permission to use the ADB logo.

Corrigenda to ADB publications may be found at <http://www.adb.org/publications/corrigenda>.

#### Notes:

In this publication, “\$” refers to United States dollars.  
Unless specified, all photos are from the ADB Photo Library.

On the cover: People from all over Asia and the Pacific, whose communities benefited from the Japan Fund for Poverty Reduction.

Cover design by: Jan Carlo Dela Cruz.



# CONTENTS

<b>FIGURES AND BOXES</b>	<b>iv</b>
<b>ABBREVIATIONS</b>	<b>v</b>
<b>BACKGROUND</b>	<b>1</b>
Overview	1
Objectives	1
Activities	2
Processing of Grant and Technical Assistance Proposals	2
Accountability and Transparency	2
Contributions of the Government of Japan	4
Commitments and Financial Status	4
<b>OVERVIEW OF 2017 OPERATIONS</b>	<b>5</b>
Processing and Approvals	5
Letters of Agreement	12
Disbursements	12
Success Stories from the Field	13
Monitoring and Consultation	23
Completed Projects	23
Participation of Nongovernment Organizations	23
Outreach, Visibility, and Knowledge Sharing	25
<b>2018 ACTIVITIES</b>	<b>31</b>
<b>APPENDIXES</b>	
1 2017 Audit Report and Financial Statements of the Japan Fund for Poverty Reduction	32
2 Progress of Implementation of Japan Fund for Poverty Reduction Grant and Technical Assistance Projects, 2008–2017	45
3 Brief Summaries of Japan Fund for Poverty Reduction Projects Approved in 2017, by Region	61
4 Japan Fund for Poverty Reduction Disbursements, 2000–2017	69
5 Nongovernment Organizations Participating in Japan Fund for Poverty Reduction Project Grants Approved from 2014 to 2017	85
6 Outreach and Communication Activities of the Japan Fund for Poverty Reduction, 2017	87

# FIGURES AND BOXES

## FIGURES

1	Approval Process for Japan Fund for Poverty Reduction Grant and Technical Assistance Proposals	3
2	Number and Amount of ADB-Approved Japan Fund for Poverty Reduction Projects, 2000–2017	6
3	Number of ADB-Approved Japan Fund for Poverty Reduction Grants, by Country, 2000–2017	7
4	Distribution of ADB-Approved Japan Fund for Poverty Reduction Grants, by Region, 2000–2017	7
5	Amount of ADB-Approved Japan Fund for Poverty Reduction Grants, by Sector, 2017	8
6	Amount of ADB-Approved Japan Fund for Poverty Reduction Grants, by Sector, 2000–2017	8
7	Number of ADB-Approved Japan Fund for Poverty Reduction Technical Assistance Projects, by Country, 2010–2017	9
8	Amount of ADB-Approved Japan Fund for Poverty Reduction Technical Assistance, by Sector, 2017	10
9	Amount of ADB-Approved Japan Fund for Poverty Reduction Technical Assistance, by Sector, 2010–2017	10
10	Disbursement of Japan Fund for Poverty Reduction Project Grant and Technical Assistance, by Year, 2000–2017	13

## BOXES

1	Signing of Japan Fund for Poverty Reduction Letters of Agreement	12
2	Success Stories from the Field	14
3	Coordination and Monitoring Missions of the Japan Fund for Poverty Reduction, 2017	24
4	Japan Fund for Poverty Reduction Announcements in <i>ADB Today</i> , 2017	26

# ABBREVIATIONS

ADB	Asian Development Bank
DMC	developing member country
FHU	field handicraft unit
JFPR	Japan Fund for Poverty Reduction
JICA	Japan International Cooperation Agency
NGO	nongovernment organization
OCO	Office of Cofinancing Operations, ADB
TA	technical assistance



The Japan Fund for Poverty Reduction (JFPR) continuously addresses current and emerging development challenges in focusing on resilience, climate change, and an aging society as countries transition to middle-income status. Government ownership, the integration of the JFPR's purposes and innovative approaches into national programs, partnership with donors, and linked JFPR-ADB operations ensure that the approaches are scaled up.

(photo by Pring Samrang)



# BACKGROUND



**Safer classrooms.** Students in Bhutan now go to schools with modern and safe facilities after spending 3 years learning in tents in the aftermath of the 2009 earthquake that hit the country (screenshot from video by Banda Raju).

## Overview

This *Annual Report 2017* of the Japan Fund for Poverty Reduction (JFPR), covering the period from 1 January to 31 December 2017, is the 17th report on the fund. It presents the background and rationale, project implementation progress, and achievements of the JFPR.

Established in May 2000, the JFPR provides direct grant assistance to the poorest and most vulnerable groups in developing member countries (DMCs)<sup>1</sup> of the Asian Development Bank (ADB), while fostering long-term social and economic development.<sup>2</sup>

On 6 October 2009, the ADB Board of Directors approved the Revised Operating Framework for the JFPR,<sup>3</sup> bringing together Japan's project grant and technical assistance (TA) support under one umbrella.

The JFPR started providing financial support to ADB's TA program for its DMCs in 2010.

This report contains general information about the two financing modalities of the JFPR—project grants and TA—and gives details about their operating performance in 2017.

## Objectives

The JFPR seeks to add substantive value and development impact to ADB assistance. It does so through grants for poverty reduction and TA activities that are in line with ADB's priorities, as laid out in the midterm review of the bank's long-term strategic framework for 2008–2020.<sup>4</sup> The efforts of the JFPR must also match and complement the broad purposes of ADB's country partnership strategies.<sup>5</sup>

<sup>1</sup> ADB. Members. <https://www.adb.org/about/members>.

<sup>2</sup> The Government of Japan established a similar facility, the Japan Social Development Fund, at the World Bank.

<sup>3</sup> ADB. 2009. *Revised Operating Framework for the Japan Fund for Poverty Reduction*. Manila.

<sup>4</sup> ADB. 2008. *Strategy 2020: Working for an Asia and Pacific Free of Poverty*. Manila.

<sup>5</sup> ADB. 2014. *Midterm Review of Strategy 2020: Meeting the Challenges of a Transforming Asia and Pacific*. Manila. Strategy 2020 has refocused ADB operations on three development goals: inclusive economic growth, environmentally sustainable growth, and regional integration.

The objectives defined by the JFPR for its two financing modalities are as follows.

Project grants are intended to

- support well-targeted poverty reduction and social development activities that have a direct impact on the poor and on socially or economically excluded or vulnerable groups,
- stimulate the self-help capacity of poor and vulnerable groups,
- encourage the widespread participation of stakeholders at the community level, and
- have a positive impact on DMC operations and approaches to sustainable poverty reduction.

TA projects are designed to

- strengthen the capacity of executing agencies and other development partners to implement and operate projects;
- prepare and coordinate development strategies, plans, and programs, and carry out sector, policy, and issue studies;
- improve knowledge of development issues in Asia and the Pacific, and foster inclusive and environmentally sustainable growth and regional cooperation and integration among DMCs; and
- analyze, plan, and prepare development projects.

## Activities

**Project grants.** The JFPR provides grants to finance projects aimed directly at reducing poverty and providing innovative and demonstrable impact, and likely to develop into sustainable activities.

**Technical assistance grants.** TA projects supported by the JFPR may involve a single DMC or, in the case of regional projects, a group of DMCs. The JFPR may finance transaction advisory services<sup>6</sup> directly benefiting

a project financed by ADB, or provide knowledge and support.<sup>7</sup>

The JFPR continues to give high priority to TA grants related to high-quality infrastructure<sup>8</sup> projects that meet at least one of the following criteria: (i) resilience in the face of natural disasters, (ii) reduction in environmental burdens and social costs, (iii) economic efficiency, (iv) safety in use and operation, and (v) development of local human resources.

## Processing of Grant and Technical Assistance Proposals

Besides conforming to ADB's general procedures, JFPR grant and TA proposals must comply with procedures specific to the JFPR, before receiving approval from the Government of Japan and ADB (Figure 1).

Only ADB staff can prepare grant or TA proposals. Interested proponents, including nongovernment organizations (NGOs), must therefore contact ADB staff from an ADB country office or sector division at headquarters. The project proposals are submitted to ADB's Office of Cofinancing Operations (OCO), which reviews the proposals and, if necessary, asks the ADB staff to clarify certain points, to ensure consistency with the JFPR's objectives and guidelines. After the interdepartmental review and approval by the director general, all proposals that meet the JFPR's financing criteria are submitted to the Government of Japan through OCO. The Government of Japan reviews the proposals and then either approves or rejects them, or seeks further clarification before making its decision.

## Accountability and Transparency

As stated in the arrangement letter between the Government of Japan and ADB, which is the basis for the

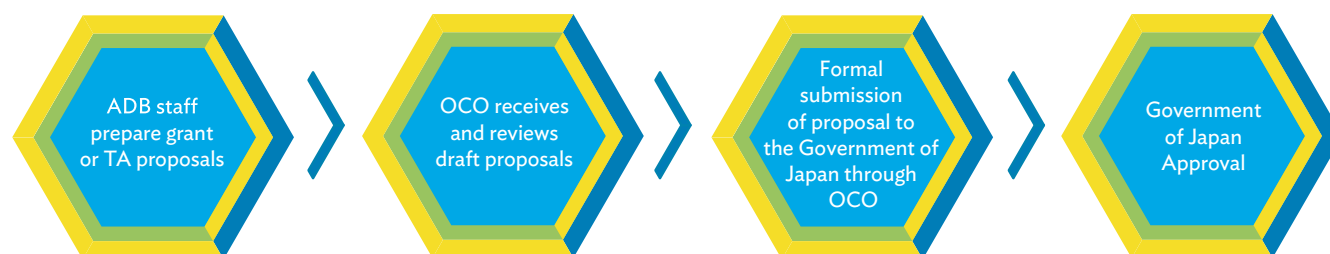
<sup>6</sup> ADB. What are ADB's transaction advisory services? <https://www.adb.org/business/how-to/what-are-adb-s-transaction-advisory-services>.

<sup>7</sup> In 2017, TA types were consolidated into two categories: (i) transaction TA, and (ii) knowledge and support TA. <https://www.adb.org/business/how-to/what-adb-technical-assistance-ta>.

<sup>8</sup> As defined in the Memorandum of Understanding for Strategic Partnership for Sustainable and Inclusive Development through Promotion of Quality Infrastructure Investment in Asia and the Pacific between the Japan International Cooperation Agency and ADB, dated 17 December 2015. However, the JFPR's focus on quality infrastructure is not limited to projects covered by the memorandum of understanding.



**Figure 1: Approval Process for Japan Fund for Poverty Reduction Grant and Technical Assistance Proposals**



ADB = Asian Development Bank; OCO = Office of Cofinancing Operations, ADB; TA = technical assistance.

Source: ADB.

Revised Operating Framework for the JFPR (footnote 4), ADB, as trust fund administrator, has to “carry out such administration in accordance with its normal practices and standards and with the same degree of care as it uses in the administration of its own funds.”

Under the JFPR, consultants are recruited and goods are procured in accordance with ADB’s Guidelines on the Use of Consultants<sup>9</sup> and Procurement Guidelines.<sup>10</sup> The payment of JFPR expenditures conforms to ADB’s standard disbursement procedures. Financial records and accounts are audited annually by independent auditors, and the audited records and accounts are included in the JFPR annual report.

To harmonize and coordinate project proposals with the policies and programs of the Government of Japan, project officers must consult with the local embassy of Japan<sup>11</sup> and the Japan International Cooperation Agency (JICA) before submitting proposals to OCO. The proposals are then screened on the basis of the criteria and focus areas agreed on between ADB and the

Government of Japan at the start of the year. As with all other ADB projects, JFPR project proposals must comply with ADB’s safeguard policies for resettlement, indigenous peoples, gender, and the environment, and are subject to ADB’s public communications policy,<sup>12</sup> which covers information disclosure and external relations.

During project implementation, ADB staff should monitor and evaluate the outputs and outcomes of JFPR activities, as they would for all other ADB-financed projects. Monitoring and evaluation are based on the design and monitoring framework agreed on with various stakeholders (communities, local and central governments, NGOs, and private sectors) in consultations during project formulation. The results are then fed back to the DMCs’ operations, to be replicated and institutionalized.

To further promote Japanese visibility, the projects should ideally complement and have synergies with JICA projects and technical cooperation activities, and use Japanese human resources, technology, knowledge, and expertise.

<sup>9</sup> ADB. 2013. *Guidelines on the Use of Consultants by Asian Development Bank and Its Borrowers*. Manila.

<sup>10</sup> ADB. 2015. *Procurement Guidelines*. Manila.

<sup>11</sup> For regional projects, mission leaders must consult with the embassies of all countries mentioned in the proposal.

<sup>12</sup> ADB. 2011. *Public Communications Policy*. Manila.

## Contributions of the Government of Japan

In May 2000, the Government of Japan made an initial contribution of ¥10.0 billion (about \$92.6 million) to the JFPR. This was followed, in March 2002, by an additional contribution of ¥7.9 billion (about \$61.1 million) and the transfer of \$90.0 million to the JFPR from the Asian Currency Crisis Support Facility. The government made 14 further contributions, including an additional ¥5.4 billion (about \$46.4 million) in 2017, bringing its total contributions to about \$788.5 million.<sup>13</sup>

## Commitments and Financial Status

By 31 December 2017, the JFPR had committed a total of \$527.3 million for 176 grants and \$291.9 million for 241 TA projects. Outstanding amounts totaled \$522.3 million for 174 grants and \$285.4 million for 237 TA projects. Agreement letters were signed and in effect for these grants and TA projects. By the end of 2017, about \$105.6 million was available for further commitments.<sup>14</sup> Appendix 1 presents the year-end audit report and financial statements for 2016 and 2017.

<sup>13</sup> The other contributions before 2017 were: March 2003, ¥7.1 billion (about \$59.9 million); March 2004, ¥2.6 billion (about \$23.3 million); March 2005, ¥1.9 billion (about \$18.0 million); March 2006, ¥1.8 billion (about \$15.5 million); March 2009, ¥3.2 billion (about \$32.5 million); March 2010, ¥4.9 billion (about \$52.9 million); January 2011, ¥4.9 billion (about \$58.5 million); January 2012, ¥4.0 billion (about \$51.9 million); March 2012, ¥445.0 million (about \$5.4 million); January 2013, ¥4.8 billion (about \$53.8 million); January 2014, ¥4.9 billion (about \$47.0 million); January 2015, ¥4.8 billion (about \$40.3 million); and January 2016, ¥4.6 billion (about \$39.3 million).

<sup>14</sup> See Note G of Appendix 1.

# OVERVIEW OF 2017 OPERATIONS


## **Skills for better employment.**

Through modular short courses, disadvantaged youth in Myanmar have acquired construction skills that should make it easier for them to find gainful employment (photo by Thaik Htun).

## Processing and Approvals

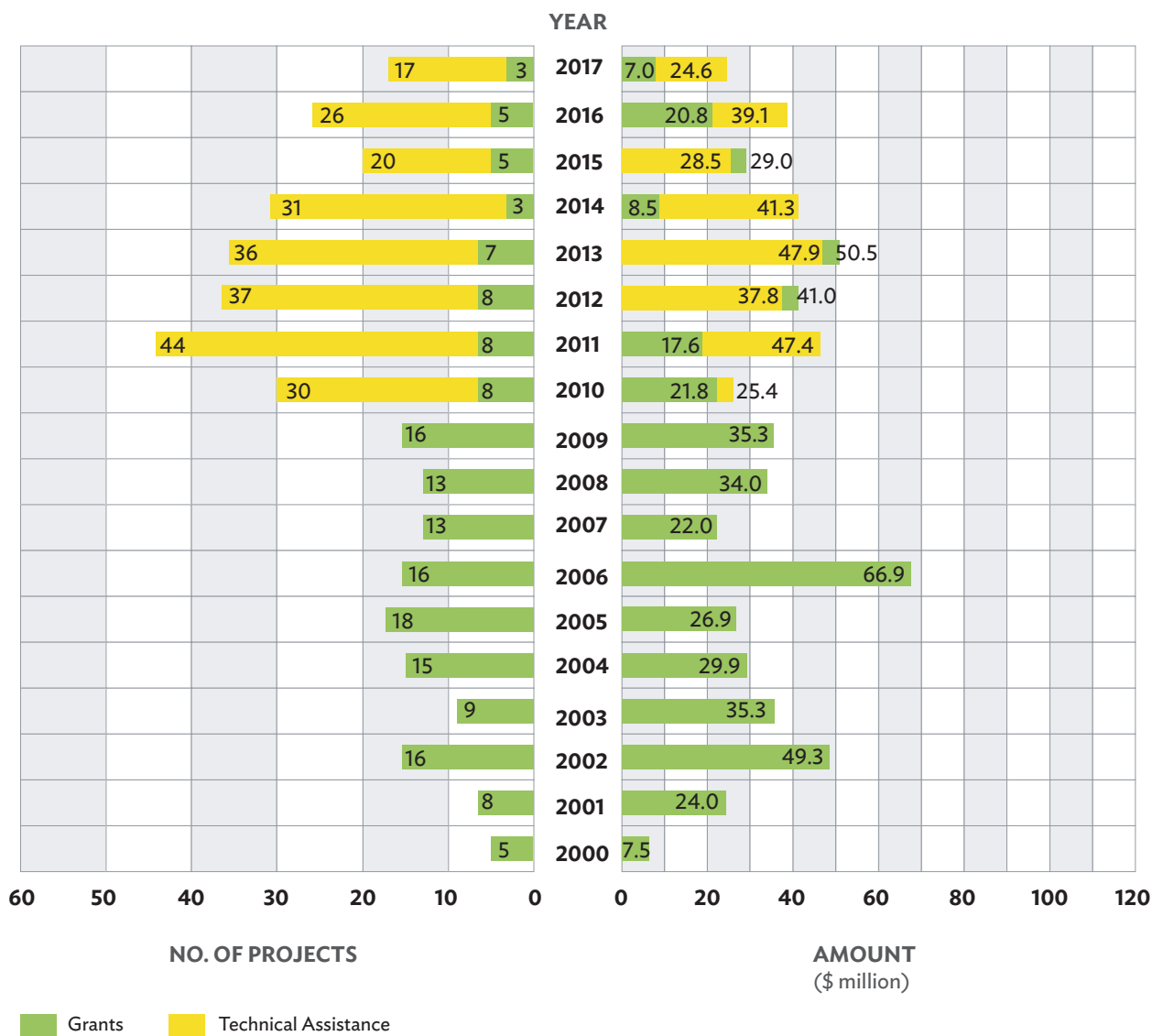
Appendix 2 lists the JFPR projects approved by ADB in 2008–2017 together with their implementation status. Figure 2 shows the number of ADB-approved JFPR projects from 2000 to 2017.

**Project grants.** In 2017, ADB approved three grants worth \$7.0 million for two countries—Mongolia and Cambodia. As of 2017, Mongolia had the most number of JFPR projects, with 23, followed by Cambodia, with 13 projects. Figure 3 shows the distribution, by country, of projects approved in 2017 and the cumulative approvals for 2000–2017.



**Lower energy costs.** Solar photovoltaic power is helping reduce fuel import costs in the Cook Islands which has been depending on diesel to generate electricity (photo by Eric Sales).

**Figure 2: Number and Amount of ADB-Approved Japan Fund for Poverty Reduction Projects, 2000–2017**



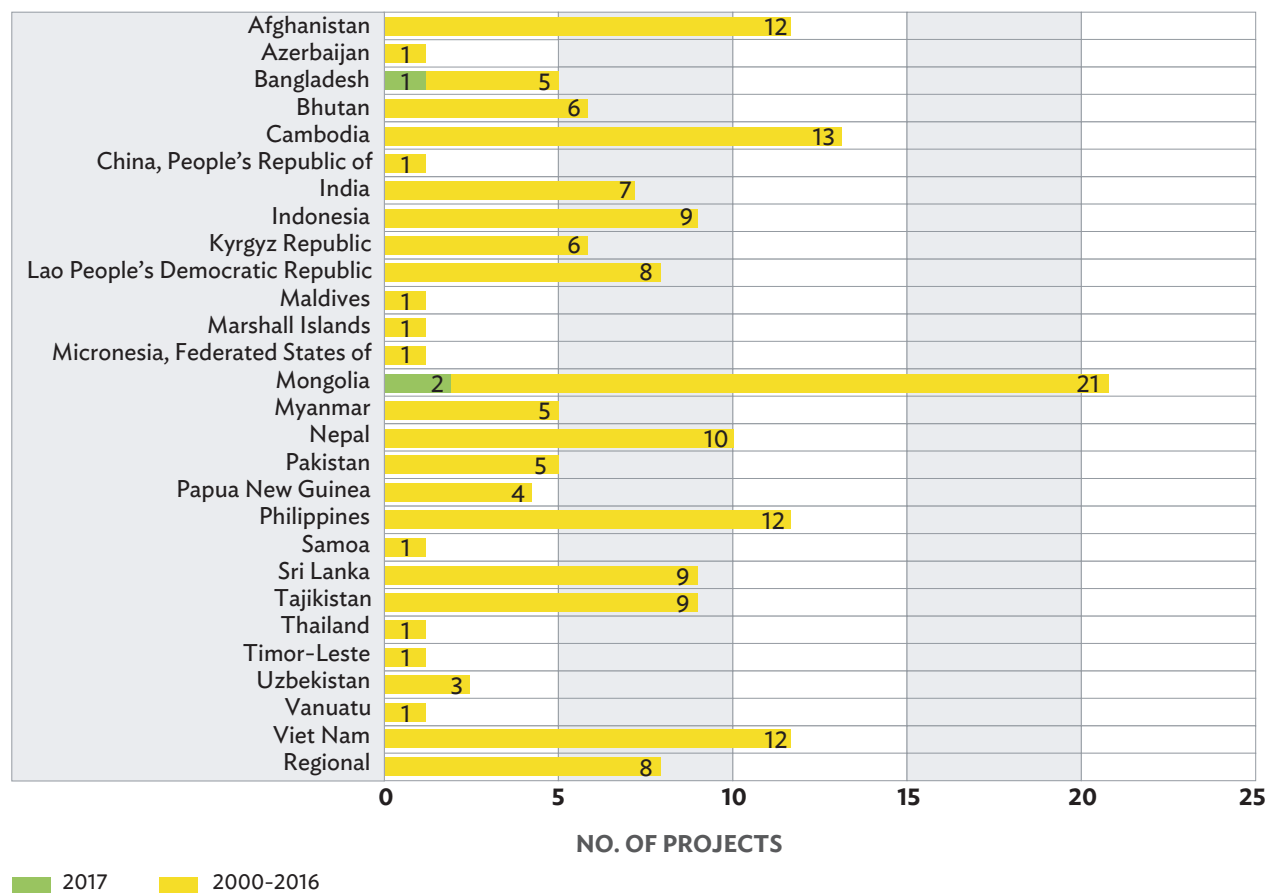
ADB = Asian Development Bank.

Source: ADB Cofinancing Database.

Among the regions, East Asia, with two projects, had the highest number of approved projects in 2017 (Figure 4). Southeast Asia led in total approvals in 2000–2017, with 64 projects, followed by South Asia with 40.

In terms of sector distribution of projects approved in 2017, agriculture, natural resources, and rural development projects accounted for 42.9% of all approved grants, with \$3.0 million (Figure 5). For 2000–2017, agriculture,

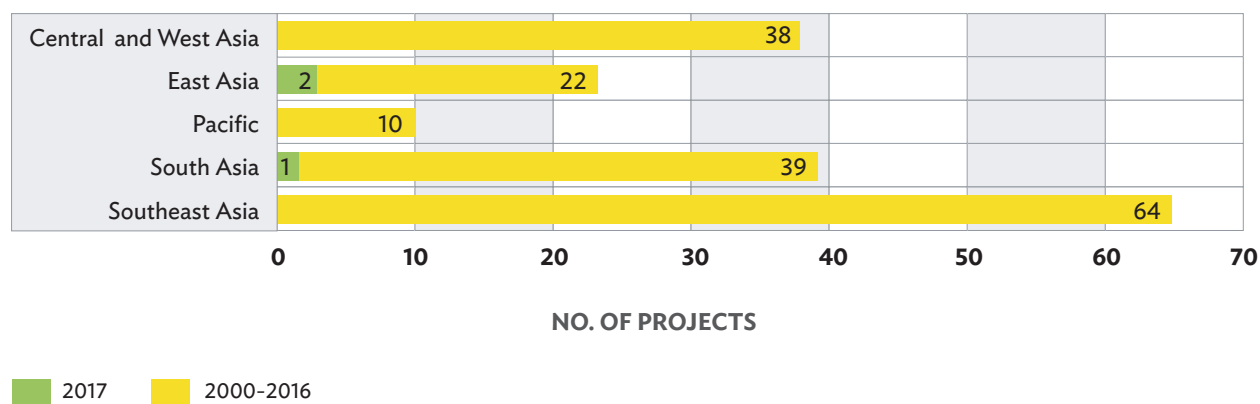
**Figure 3: Number of ADB-Approved Japan Fund for Poverty Reduction Grants, by Country, 2000–2017**



ADB = Asian Development Bank.

Source: ADB Cofinancing Database.

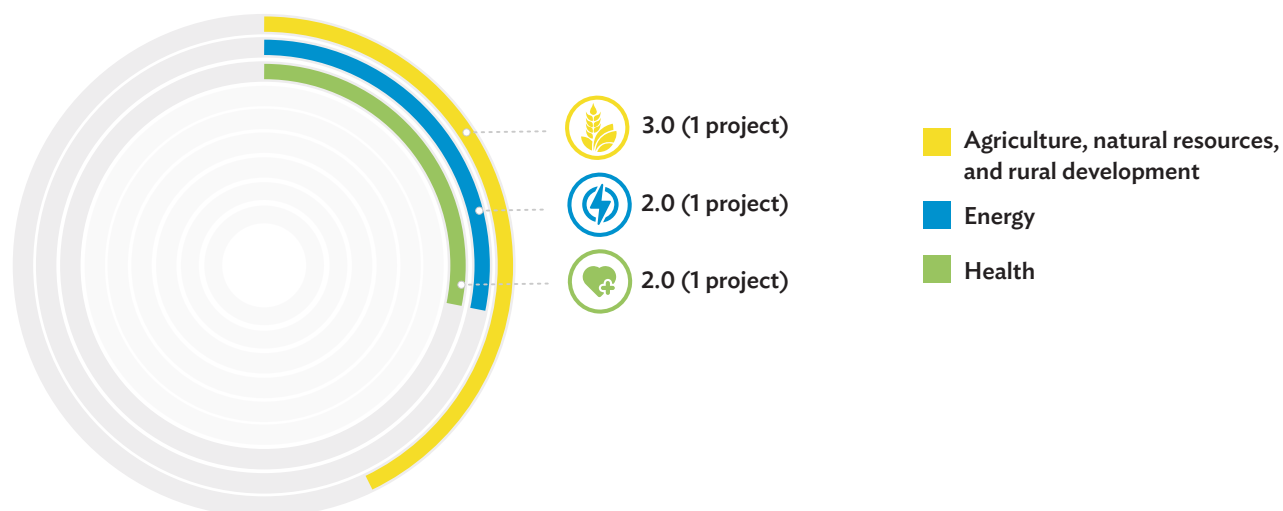
**Figure 4: Distribution of ADB-Approved Japan Fund for Poverty Reduction Grants, by Region, 2000–2017**



ADB = Asian Development Bank.

Source: ADB Cofinancing Database.

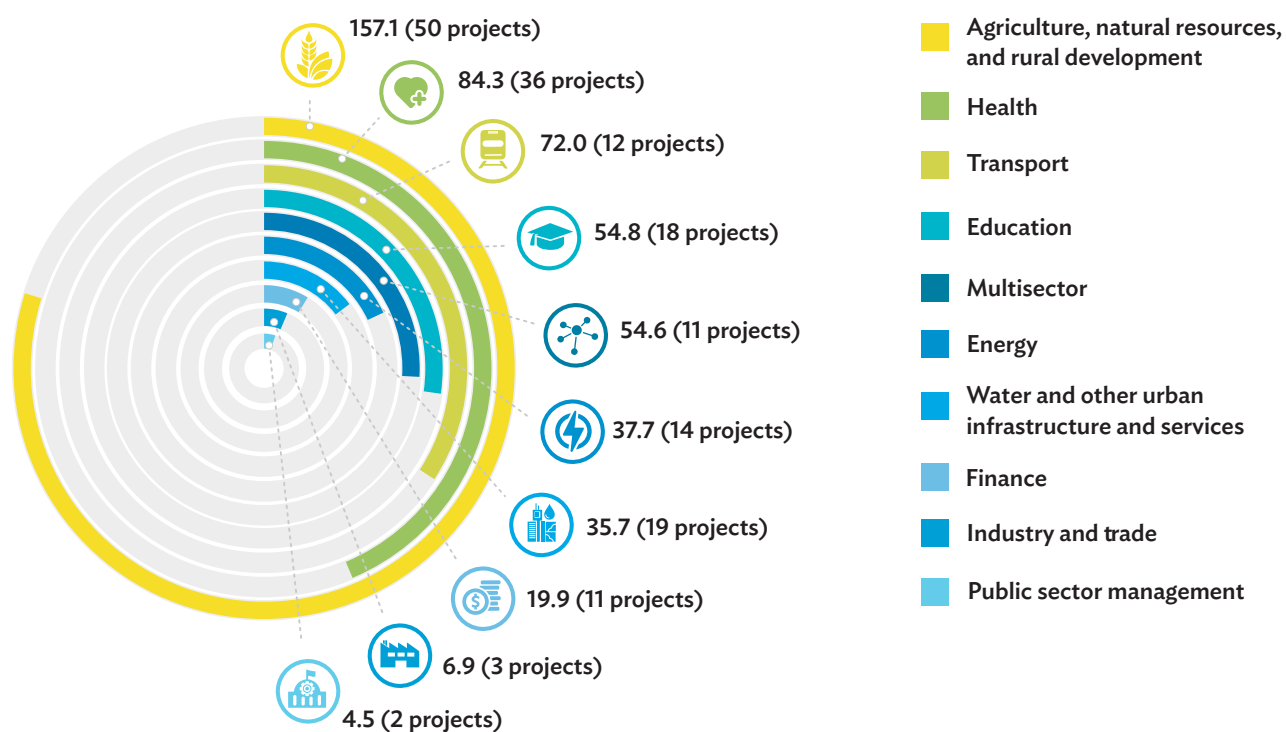
**Figure 5: Amount of ADB-Approved Japan Fund for Poverty Reduction Grants, by Sector, 2017**  
(\$ million)



ADB = Asian Development Bank.

Source: ADB Cofinancing Database.

**Figure 6: Amount of ADB-Approved Japan Fund for Poverty Reduction Grants, by Sector, 2000–2017**  
(\$ million)



ADB = Asian Development Bank.

Source: ADB Cofinancing Database.



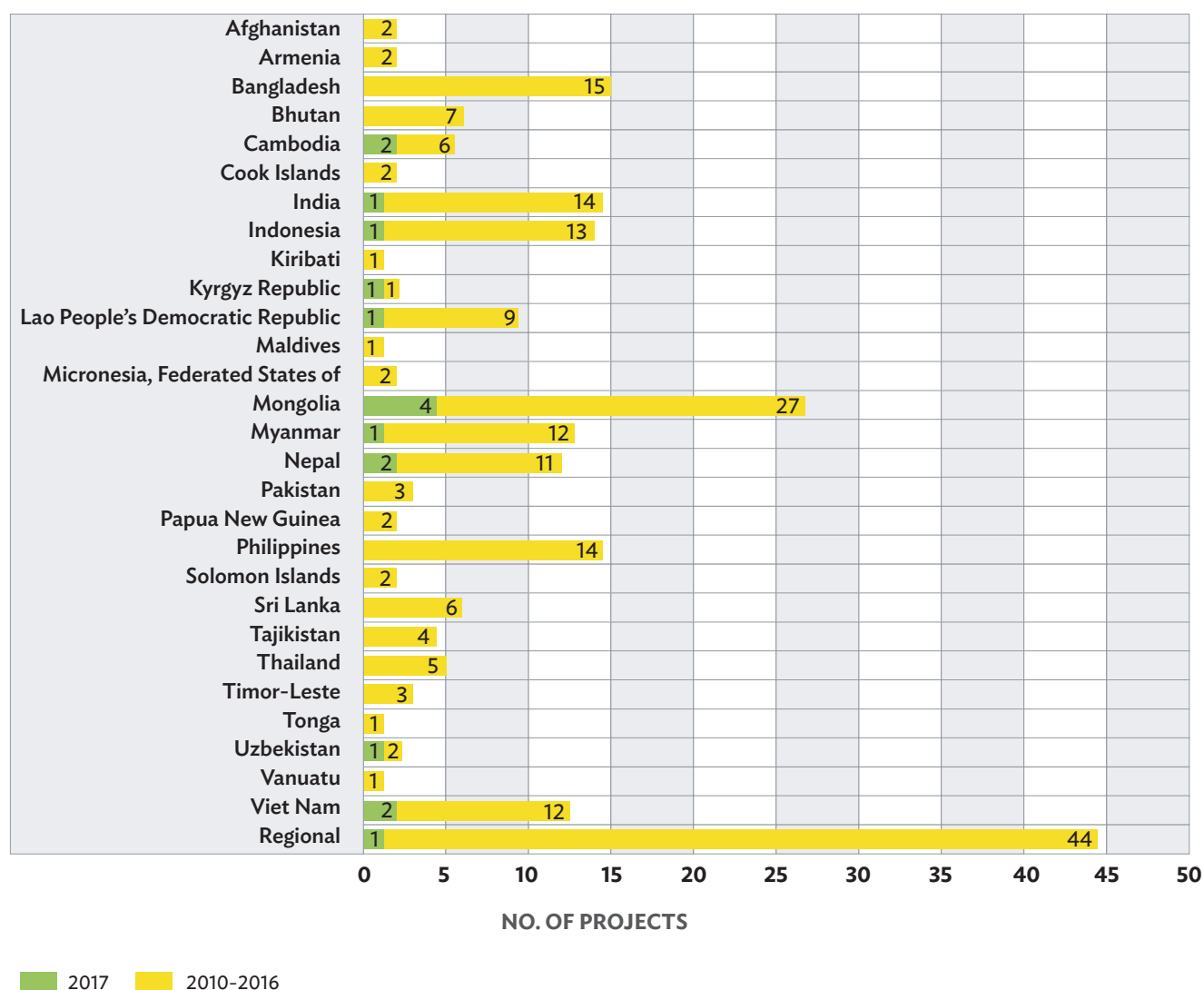
natural resources, and rural development projects, with \$157.1 million in approved grants, made up 29.8% of the cumulative grant total (Figure 6), followed by health, with \$84.2 million (16.0%), and transport, with \$72.0 million (13.7%).

**Technical assistance.** In 2017, ADB approved 17 TA projects totaling \$24.6 million for 10 countries. As of that year, the largest number of TA projects belonged to Mongolia, with 31, followed by Bangladesh with 15. Figure 7 shows the country distribution of ADB-approved JFPR TA projects.

With respect to the sector distribution of TA approved in 2017, the \$7.4 million share of agriculture, natural resources, and rural development—30.1% of the total approved TA amount—was the largest (Figure 8). This sector also led in the share of the cumulative total for 2010–2017, with \$50.3 million, or 17.2% of the total, followed by public sector management with \$38.7 million (13.3%) (Figure 9).

Appendix 3 summarizes the project grants and TA projects approved in 2017.

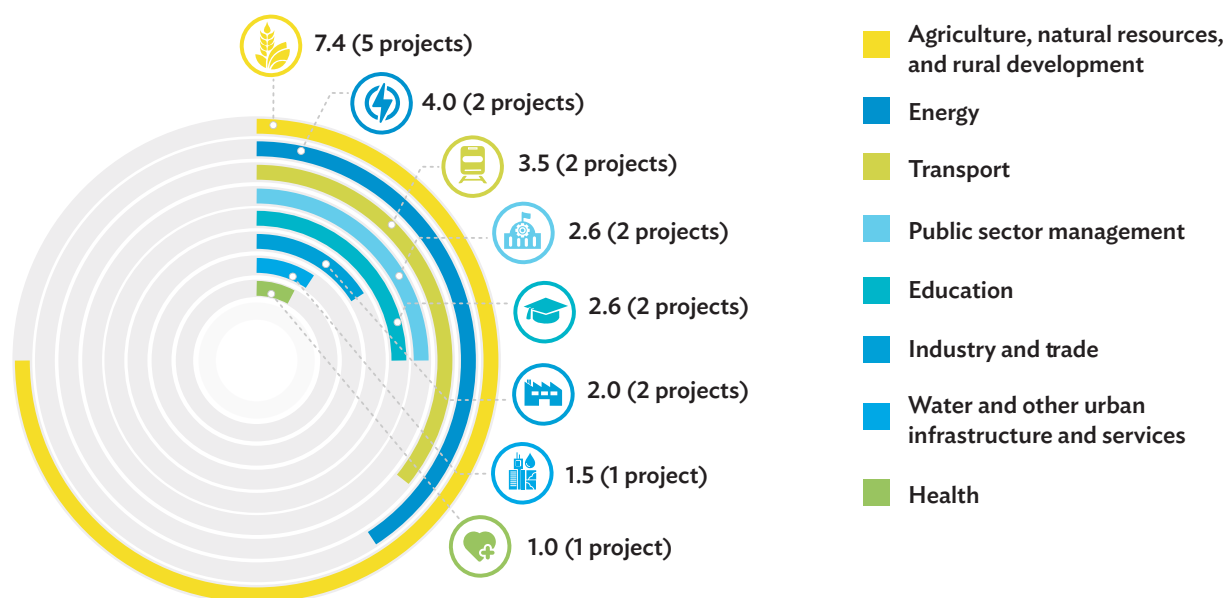
**Figure 7: Number of ADB-Approved Japan Fund for Poverty Reduction Technical Assistance Projects, by Country, 2010–2017**



ADB = Asian Development Bank.

Source: ADB Cofinancing Database.

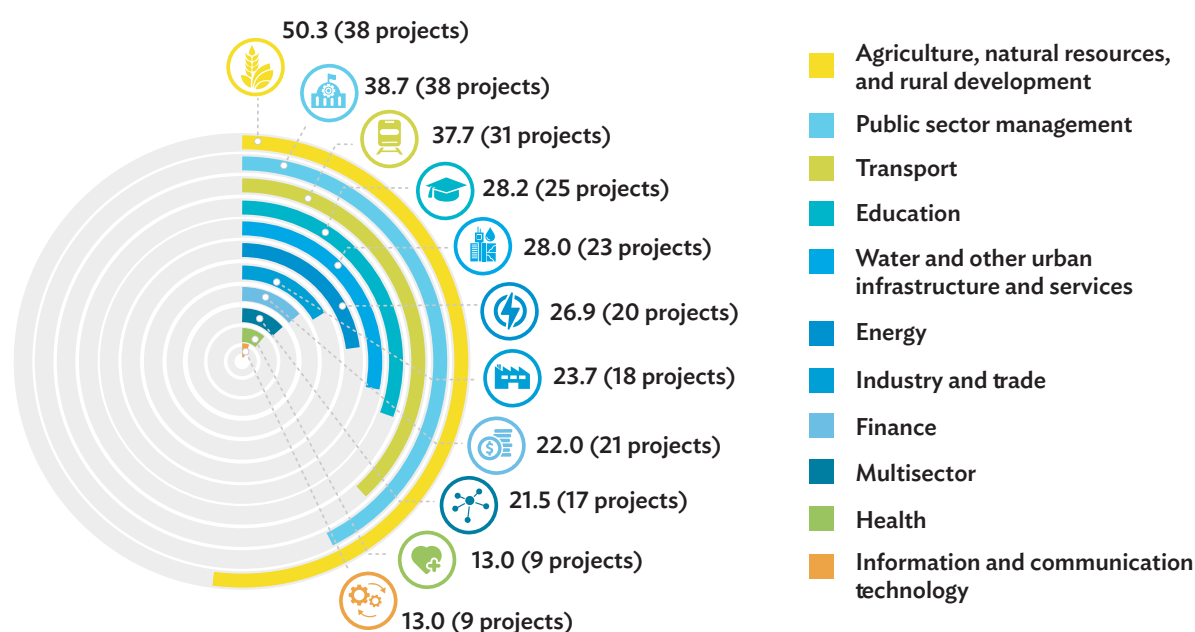
**Figure 8: Amount of ADB-Approved Japan Fund for Poverty Reduction Technical Assistance, by Sector, 2017**  
(\$ million)



ADB = Asian Development Bank.

Source: ADB Cofinancing Database.

**Figure 9: Amount of ADB-Approved Japan Fund for Poverty Reduction Technical Assistance, by Sector, 2010–2017**  
(\$ million)



ADB = Asian Development Bank.

Source: ADB Cofinancing Database.



**More crops, better income.** As the water sourced from the Pyanj River basin is better managed, more agricultural land can be irrigated and ensure food security in Tajikistan. This will also help farmers earn more income with higher crop production (photo by Nozim Kalandarov).



## Letters of Agreement

**Project grants.** Since 2000, 174 of the 176 JFPR projects approved by ADB during the period have been implemented. One of the three projects approved in 2017 took effect during the year.

**Technical assistance.** Of the 241 TA projects approved by ADB since 2010, 237 have taken effect. Thirteen of the 17 projects approved by ADB in 2017 were in effect as of 31 December 2017.

Box 1 features selected signing events for grant and TA agreements in 2017.

## Disbursements

Cumulative JFPR project disbursements from 2000 to the end of 2017 totaled \$561.3 million (Figure 10). Appendix 4 lists the disbursement figures for each project.

**Project grants.** Project grant disbursements in 2017 totaled \$21.5 million, compared with \$28.1 million in 2016. Cumulative JFPR grant disbursements from 2000 to the end of 2017 amounted to \$379.0 million.

**Technical assistance.** Disbursements for TA projects in 2017 totaled \$32.8 million, compared with \$34.4 million in 2016. Cumulative JFPR TA disbursements from 2000 to the end of 2017 amounted to \$182.2 million.

### BOX 1: SIGNING OF JAPAN FUND FOR POVERTY REDUCTION LETTERS OF AGREEMENT

4 OCTOBER 2017

Mongolia, ADB sign human settlements memorandum of understanding



Mongolia State Secretary Sandag Magnaisuren of the Ministry of Construction and Urban Development and ADB Mongolia Resident Mission Officer-in-Charge Declan Magee signed on 4 October in the city of Ulaanbaatar a memorandum of understanding for a \$2 million JFPR-financed TA project involving the preparation of a human settlements program. The TA project will formulate development plans for the country's 21 provinces and Ulaanbaatar, provide inputs to urban legislation, establish a web-based mapping platform, and produce an e-Atlas. A joint press conference followed the signing event.

20 OCTOBER 2017

JFPR-funded TA agreements in support of health and education signed

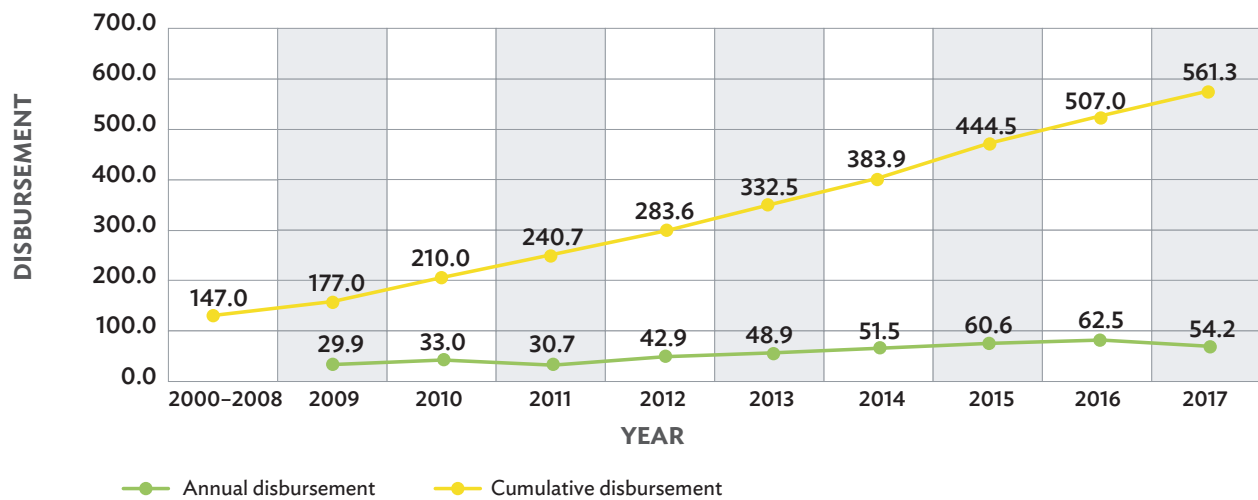


Representatives from the Mongolia ministries of finance and health, and of education, culture, science, and sports, signed two TA letter agreements with ADB Mongolia Resident Mission Country Director Yolanda Fernandez Lommen on 20 October in Ulaanbaatar. The JFPR-funded projects will support the development of Mongolia's education and health master plans, providing, among other things, for the establishment of consultation and coordination mechanisms and capacity-building programs at the education and health ministries.

ADB = Asian Development Bank, JFPR = Japan Fund for Poverty Reduction, TA = technical assistance.

Source: ADB Today.

**Figure 10: Disbursement of Japan Fund for Poverty Reduction Project Grant and Technical Assistance, by Year, 2000–2017**  
(\$ million)



ADB = Asian Development Bank.

Source: ADB (Controller's Department).

**14 DECEMBER 2017**

Mongolia, ADB sign grant for livelihood improvement project



Mongolia Minister of Finance and ADB Governor Khurelbaatar Chimed and Mongolia Resident Mission Country Director Yolanda Fernandez Lommen signed on 14 December a \$3 million JFPR-financed grant agreement to pilot-test community-based approaches to farming in Tuv, Selenge, Darkhan-Uul, and Uvs aimags (provinces), in the country's central growing region, to improve the livelihood of smallholders engaged in vegetable production. First Secretary Hiroshi Fukasawa of the Embassy of Japan and a representative of the Mongolia Ministry of Food, Agriculture, and Light Industry witnessed the event.

## Success Stories from the Field

Since the JFPR was established in 2000, about 174 JFPR project grants and 237 TA projects have been implemented across Asia and the Pacific. Of these, 146 project grants and 157 TA have been completed, and their results and lessons have been documented in completion reports to help guide similar or related interventions in the future. Although the projects vary in scope and thematic focus, they all work with the poorest and the most vulnerable communities and households to improve their socioeconomic conditions. Box 2 features JFPR projects that have changed people's lives for the better.

**BOX 2: SUCCESS STORIES FROM THE FIELD**

**Export quality fish.** For fishers in Aceh, Indonesia, the goal is to move up the value chain with a focus on two key products: tuna and shrimp (photo by Eric Sales).

**Small Loans Help Reel in the Big Fish in Indonesia<sup>a</sup>**

In the wake of the 2004 Indian Ocean tsunami that devastated his province of Aceh, Indonesia, Rahmat Rizal changed direction. Hoping for a better life, he left his work in the construction industry to become a fisher.

He learned quickly that even in this new endeavor, his struggles would continue. Fishers are among the poorest people in Aceh, and their job is getting tougher as climate change warms the oceans, forcing fish into deeper, cooler waters, beyond the reach of hand-lines.

Aceh's waters are rich in tuna, some of it good enough to meet the exacting standards of the Japanese sushi market. Tuna caught with a hand-line is coveted in Japan, but fishers like Rahmat did not have the equipment or the know-how to handle and store the fish to ensure top quality. They also lacked access to finance and connections to cash-rich customers that would allow them to make the most of their catch.

“Now we’ve learned how to handle the fish so it can be exported,” says Rahmat, as he cleans his equipment on a dock at Ulee Lheue port in Banda Aceh, the provincial capital. “Before, we didn’t know anything about how to gill, gut, or bleed the fish so it could be sold as Grade A. We’d just beat it with a club and throw it into a box full of dirty ice.”



**Better access to finance and expertise.** Poor access to the finance and expertise needed to produce high-quality products is a common problem in Aceh. Despite the huge potential of its products, agriculture is hamstrung by the lack of capital to fund expansion and the knowledge needed to deliver quality.

**So many products could become big industries. We need to empower people by helping them to start their own businesses.**

*– Amhar Abubakar, head of the Aceh Development Board, Banda Aceh*

Almost all employment in the province of about 4.5 million people is generated by small businesses, but the amount of credit available for working capital is just a quarter of the national average. The cost of credit is high, and most small producers lack collateral. Agriculture is viewed as a risky sector, so banks generally avoid lending to it.

“So many products could become big industries, but we don’t have the backing, so it all goes to waste,” says Amhar Abubakar, head of the Aceh Development Board in Banda Aceh. “We need to empower people by helping them to start their own businesses.”

The governments of Aceh and North Sumatra partnered with the Asian Development Bank and the Japan Fund for Poverty Reduction in 2013 to help address these issues with the technical assistance project Improving Access to Finance in Aceh and North Sumatra.<sup>b</sup> The project provided loans and technical training to some of the poorest residents of the province, including fishers and farmers.

For fishers in Aceh, the goal was to move up the value chain with a focus on two key products: tuna and shrimp.

**Connections to new markets.** The project links local fishers like Rahmat—who were mostly untrained and living at or below the poverty line—with Aceh processing company Nagata Prima Tuna and a fisher’s association. Nagata now buys and processes their tuna, sidestepping agents in nearby Medan who paid one price for all grades, mostly for the canned fish market. The fishers have also been taught how to prepare their fish for the Grade A tuna export market.

**I will pass this on to my children. It makes me happy to pass on a good income.**

*– Muhammad Gade, cocoa bean farmer, Banda Aceh*

The impact has been dramatic. The Grade A tuna catch is up by 20% and the incomes of participating fishers have increased by 30%, to around Rp5 million (\$368) a month, notes Almer Havis of Nagata Prima Tuna. Rahmat says that in the year since he started selling to Nagata, his take from a good haul has doubled.

Nagata now exports Aceh tuna to Japan, the Republic of Korea, Singapore, Thailand, Viet Nam, and the United States. It ships a container of tuna every 20 days, compared with every 45 days not so long ago. “It’s all been very good for the fishers,” says Almer.



**Upgraded farming skills.** Thanks to the extra income from cauliflower farming, Sarita and her husband are able to send their three sons to school (photo by Ninebeth Carandang).

## Supporting Agriculture and Women's Rights in Nepal

In a common situation in rural eastern Nepal, the lack of employment opportunities drove the husband of 34-year-old Sarita Sah to India, where he earned a meager living as a farm laborer. But things have begun to look up.

Sarita and her husband now earn twice a year for each vegetable crop they farm, enabling them to send their three sons to a private school. The family also has enough income to buy them schoolbags and bicycles to get to school.

"We're happy because of the new things that we can afford to buy for our children's schooling. But more than that, we're happy because their father does not have to leave us anymore," Sarita says.

Positive changes of this kind for Sarita's family and others in the community have come about through the efforts of self-help groups established with the support of ADB and the Government of Nepal.

**We're happy because of the new things that we can afford to buy for our children's schooling. But more than that, we're happy because their father does not have to leave us anymore.**

*– Sarita Sah, self-help group member*

Sarita belongs to the Shanti self-help group, which supports land leasing for vegetable cultivation. The group members, mostly women, work as farm laborers during the rice season, and lease land and grow high-value vegetable crops during the off-season.

Group members have received training in vegetable cultivation, and assistance in renting land and buying farming supplies. Today, group members produce a ready-to-market supply of cauliflower, eggplant, chili pepper, radish, pumpkin, cucumber, broccoli, and bitter gourd.

**Benefiting from commercialized agriculture.** The \$1.3 million grant from the Japan Fund for Poverty Reduction for disadvantaged groups in eastern Nepal has had more than 12,000 beneficiaries, mostly women like Sarita Sah.<sup>d</sup>

The project has improved the livelihood of rural farm families and integrated them into the development process under the umbrella of 459 self-help groups. With support from the project, Nepalis from lower castes and members of excluded ethnic groups have increased their income, participated in literacy programs, and formed self-help groups that now have access to other government support.

Marginalized groups have benefited from the commercialization of agriculture in a development breakthrough, countering the general perception that such a change only makes already-rich farmers richer. It is a model that can be replicated broadly under ongoing and future agriculture programs.

**Whoever grows the vegetables has the money now.**

– Ram Rati Mehata, oldest woman in the Tribeni self-help group

Sarita proudly announces: “My family works together on the plots that we rent and we are earning quite good money from growing vegetables that we sell on the weekly market.”

**Literacy empowers.** At 60, Ram Rati Mehata is the oldest woman in the Tribeni self-help group. She smiles in agreement when another member of the group declares, “Whoever grows the vegetables has the money now.”

Ram Rati belongs to an ethnic community, and used to work as a farm laborer, earning just NRs150 (less than \$2) per day. She recalls the hardship of having nothing to eat, and the days when finger millet was precious since rice was impossible to get.

Such hardship started to become a thing of the past when the project gave farm laborers an opportunity to find alternative sources of income from renting land and growing vegetables in the paddy fields between rice seasons. They are also able to enjoy more nutritious food now that they grow their own vegetables.

“I am glad that I now have cash income to spend on myself without having to depend on my married children,” she says.

But the dividends earned by the self-help groups extend beyond financial independence. A literacy program is a key component of the project, since the majority of the marginalized population—especially women—in the Eastern Development Region have received little or no education.

For 40-year-old home-keeper Shyamo Devi Ram, learning how to read and write has opened up opportunities for self-improvement and access to financial and marketing services. Like most other women in her community, she had never attended school.

The project gave her a chance to turn things around. “I was asked to chair our self-help group at the start, but because I was unschooled, other members disagreed. I felt bad,” she says.

Luckily, she got another opportunity to seek a position of authority—as chair of the microfinance program being set up in her village—after learning to read and write.

Forty-two-year-old Rajbati Devi Sardar, of low caste, also attended the literacy program, where she learned to write her name for the first time, and feels just as happy.

“I can write my name now and I sell and buy goods in the market with more confidence,” she says. For Rajbati and others like her, the days of being taken advantage of and cheated in market dealings are over.





**Better sanitation and health.** A septic tank is installed in Levi Saleimoa, a village on the island of Upolu, Samoa, as part of ADB's Community Sanitation Project, funded by the Japan Fund for Poverty Reduction. The project's overall goal is to provide various villages in Samoa with sustainable access to better sanitation (photo by Eric Sales).

### Villages in Samoa Improve Sanitation to Stay Healthy<sup>e</sup>

Fuarosa Heather, a young mother from a small village on Upolu, one of Samoa's main islands, says her two children would frequently miss school because they were sick.

"Their daily activities were often disrupted and I was not even aware that the cause lay right in our own backyard," she laments.

An old, substandard septic tank was contaminating her family's drinking water and making her kids sick. The same problem affects families in many other Samoan villages. As a result, Samoa's rates of waterborne diseases, such as typhoid, have been among the highest in the Pacific in recent years.

**I am happy that my kids are now healthier.**

*– Fuarosa Heather, villager, Upolu*



**One of the reservoirs in Eva village.** The improved septic system provided to the village under the project ensures a steady supply of safe and clean water from the reservoir (photo by Eric Sales).

The situation has improved in some areas since the Community Sanitation Project was launched in 2014.

The government, in cooperation with the Asian Development Bank and the Japan Fund for Poverty Reduction, is using the project to teach people the importance of proper sanitation and support the building and maintenance of sanitation systems in Samoan villages.<sup>f</sup>

**New information prompts new thinking.** The project targets low-income households with poor sanitation systems in three coastal areas of Upolu island. Low health awareness posed challenges for the project.

“At first, we were reluctant to adopt the new system,” admits Valaauina Malo, village head of Eva, one of the participating villages. “But the consultations were very informative. We learned how our behavior was contaminating our water sources as well as the coast, where we get some of our food supply.”

Where there is demand, the project provides subsidized sanitation equipment to low-income households. The plastic tank system can hold up to 3,200 liters of water. Local people supply the needed labor, as well as basic construction materials such as sand and rocks. Villagers are also taught how to maintain their new septic tanks once these are installed.

**Better sanitation, better health.** By mid-2016, nearly 800 households had benefited from the new septic systems,

and the accompanying public awareness campaign was expected to reach around 15,000 people by early 2017.

Tolefoa Fetoloai Yandall-Alama, a project official, points out the importance of raising awareness of the benefits of better sanitation, for project sustainability.

“Our team can help communities only within the project time frame,” she says. “With the public awareness campaign, we teach villagers to take responsibility for maintaining their facilities and ensure that the natural resources within their community are protected.”

Household septic tanks in some villages were draining directly into nearby streams or onto beaches, damaging marine life in coastal and mangrove areas. In many of those villages, the project has led to wider environmental improvements.

The new septic tanks and village education have boosted wastewater treatment and water quality in participating villages. According to Fuarosa Heather, her family is now more conscious of good sanitation practices.

“I learned a lot from the consultations, particularly about the connection between what we do within our backyard and the environment,” she says. “I am really glad that my kids are now healthier.”





**Wool-based cottage industry.** Shamshi Kultayev hands over to the women of Bazar-Korgon village the wool felt material he produced. The rural women will sew the wool into handicrafts and sell them at the local goods center, helping them earn much-needed income (photo by Vyacheslav Oseledko).

## Rural Women Improve Income through Handicrafts<sup>g</sup>

In remote and rural areas of the Kyrgyz Republic, handicraft making becomes the supplementary source of income for many households during the cold winter months, when crop and livestock production slows down.

Women almost exclusively run the wool-based cottage industry through small field handicraft units (FHUs). These informal units are venues for craft activities like the selection, purchase, and processing of raw materials, and for training and marketing.

Handicrafts are popular among locals and foreigners and can generate more income and jobs for poor women in rural areas. A total of 30 FHUs in six regions were supported by ADB through the JFPR so the work environment for women could improve and they could have facilities conducive to improved product quality, diversified product lines, service promotion and marketing, and member recruitment and engagement.<sup>h</sup>

The JFPR provided FHUs with equipment for wool processing and production, as well as office equipment and furniture. As handicraft production stepped up, coordination and marketing centers in Bishkek and the satellite unit in Osh, also assisted by the JFPR, networked with other FHUs, and engaged in intensive market and product promotion and coordination with handicraft producers, suppliers, and customers. Project beneficiaries were also trained in product design, the use of environment-friendly materials, equipment operation and maintenance, and handicraft marketing.

Partnerships with government and private sector were arranged through the project. FHU members displayed their products in local and international tourism and trade fairs arranged by government partners. Large private sector producers also shared their expertise in improving product quality.

An assessment study showed that business growth and rising employment improved the welfare of 40% of households in the project area; average income levels increased by 20% for direct beneficiaries, 90% of whom were women; and poverty incidence decreased by 4%–6%.<sup>i</sup>





**Low-cost kindergartens.** Mongolia's traditional *ger* tents are being used as kindergartens, helping local authorities educate the country's next generation (photo by Indra Baatarkhuu).

## Traditional Tents Serve as Schools in Mongolia<sup>j</sup>

Mongolia has long been among Asia's top achievers in education. And the kindergartens have been the foundation of that system. But in recent years, the system has come under great strain as people moved from the countryside to Ulaanbaatar.

In addition, given the nomadic character of the population, it is very difficult to get children into kindergartens in fixed locations. Tungalag, whose son Altanbayaar is due to attend kindergarten, says, "Some kindergartens are just too far away. And even if we managed to take our son to those distant places, their kindergarten capacity is low. They aren't accepting new enrollees because they just have no space."

ADB, with grant financing from the JFPR, is working toward a solution to this problem by building low-cost modern *ger* (traditional tents) kindergartens in rural *bags* (subdistricts), provincial centers, and remote care districts of the capital

city.<sup>k</sup> The *ger* kindergartens combine the amenities of modern school systems—solar power, modern heating, and modern technology—with the traditional dwellings that have served the Mongolian people so well for centuries.

Ch. Gombojav in Tsogt-Undur *bag* of Kherlen *sum* (district), Dornod province has five children, two of whom are attending *ger* kindergarten in the *bag*. "It is very convenient for us to have a *ger* kindergarten just a short walking distance from our home. What is more, the kindergarten here is cozy and well provisioned. We no longer have to go so far to pick up our children in the evening," he says.

Migration from rural areas to Ulaanbaatar has increased significantly and the poor are clustered in the remote *ger* district in the city. Although new ones are being put up, there are still not enough kindergartens to cope with the increase in the number of children of preschool age. The 23rd Khan Uul *bag*, which has a major migrant population, had no kindergarten before the ADB project. The *ger* kindergarten supported by ADB was the first kindergarten to open in the subdistrict.

**It is very convenient for us to have a ger kindergarten just a short walking distance from our home. We no longer have to go so far to pick up our children in the evening.**

– Ch. Gombojav, citizen, Tsogt-Undur bag (subdistrict), Kherlen soum (district), Dornod Province

About 135 ger kindergartens have been set up across Mongolia under the project, giving many Mongolian children access to early childhood education. The project has established a new model for early childhood education in Mongolia, allowing young children in both the cities and the vast countryside to receive a solid and rewarding educational foundation. Mongolia can replicate this ger kindergarten model elsewhere, to serve many more Mongolian children well into the future.

With the establishment of these pilot ger kindergartens across the country and in remote areas of the capital city, prospects for a preschool education for Mongolia's children have considerably brightened.

- <sup>a</sup> ADB. 2017. Small Loans Help Bring in the Big Fish in Indonesia. Case study. <https://www.adb.org/results/small-loans-help-bring-big-fish-indonesia>.
- <sup>b</sup> ADB. 2012. *Technical Assistance to the Republic of Indonesia for Improving Access to Finance in Aceh and North Sumatra*. Manila. <https://www.adb.org/projects/45266-001/main>.
- <sup>c</sup> ADB. 2012. Supporting Agriculture and Woman's Rights in Nepal. Case study. <https://www.adb.org/results/supporting-agriculture-and-womans-rights-nepal>.
- <sup>d</sup> ADB. 2006. *Grant Assistance to Nepal for Improving the Livelihoods of Poor Farmers and Disadvantaged Groups in the Eastern Development Region*. Financed by the Japan Fund for Poverty Reduction. Manila. <https://www.adb.org/projects/39113-012/main>.
- <sup>e</sup> ADB. 2017. Villages in Samoa Improve Sanitation to Stay Healthy. Case study. <https://www.adb.org/results/villages-samoa-improve-sanitation-stay-healthy>; ADB. 2017. Better Sanitation Improves Lives in Samoa. Video. <https://www.adb.org/news/videos/better-sanitation-improves-lives-samoa>.
- <sup>f</sup> ADB. 2012. *Proposed Grant Assistance to the Independent State of Samoa for the Community Sanitation Project*. Manila. <https://www.adb.org/projects/45520-001/main>.
- <sup>g</sup> O. Asaña. ADB. Kyrgyz Republic: Improving Livelihoods of Women through Development of Handicrafts Industry. Unpublished.
- <sup>h</sup> ADB. 2007. *Proposed Grant Assistance to the Kyrgyz Republic for Improving Livelihoods of Rural Women through Development of Handicrafts Industry*. Manila. <https://www.adb.org/projects/40539-012/main>.
- <sup>i</sup> ADB. 2010. *Implementation Completion Memorandum: Grant Assistance to the Kyrgyz Republic for Improving Livelihoods of Women through Development of Handicrafts Industry*. Manila.
- <sup>j</sup> ADB. 2014. Traditional Tents Serve as Schools in Mongolia. Video. <https://www.adb.org/news/videos/traditional-tents-serve-schools-mongolia>
- <sup>k</sup> ADB. 2009. *Proposed Grant Assistance to Mongolia for Early Childhood Education for Rural, Nomadic, and Migrant Children*. Manila. <https://www.adb.org/projects/42222-012/main>.

## Monitoring and Consultation

The agreement establishing the JFPR requires representatives of the Government of Japan to carry out monitoring visits to JFPR project sites. In 2017, OCO, together with the ADB executive director for Japan, alternate executive director, and the director's advisors, went on coordination and monitoring missions to JFPR project sites in Bhutan, Mongolia, Myanmar, and Nepal. These missions met with project beneficiaries, ministry of finance officials, heads of project executing and implementing agencies, representatives of NGOs and community leaders, and officials from the Embassy of Japan and JICA (Box 3).

## Completed Projects

As of 31 December 2017, 146 of the 176 project grants since 2000 and 159 of the 241 TA projects since 2009 had been completed. Of the completed project grants, 139 were completed in 2004–2016, and 7 in 2017; 127 of the completed TA projects were completed in 2011–2016, and 32 in 2017. In 2017, OCO received four implementation completion memorandums detailing the results, lessons, and recommendations from completed JFPR project grants.

## Participation of Nongovernment Organizations

The participation of NGOs is deeply ingrained in JFPR operations. The JFPR is widely recognized as one of the primary ADB grant facilities available to NGOs. In JFPR projects, NGOs and community groups are routinely involved in different stages of the project cycle—from fact finding, preparation, and appraisal to implementation, monitoring, and evaluation. NGOs provide information, organize communities, offer specialized services, or act as consultants to ADB during project supervision.

An NGO may take the initiative in bringing a proposal to ADB's attention. The proposal may then be taken up by an ADB officer, who obtains the necessary project approvals. In such cases, the NGO becomes either an executing agency or an implementing agency, with partnership arrangements detailed in a memorandum of agreement. OCO receives offers of collaboration from various NGOs across Asia and the Pacific, and JFPR staff transmit these offers to the appropriate resident missions or divisions concerned. Appendix 5 lists the NGOs participating in JFPR projects.



### BOX 3: COORDINATION AND MONITORING MISSIONS OF THE JAPAN FUND FOR POVERTY REDUCTION, 2017

#### MISSION WITH JAPANESE EXECUTIVE DIRECTOR, ALTERNATE EXECUTIVE DIRECTOR, AND DIRECTOR'S ADVISORS

**26 FEBRUARY–3 MARCH 2017**



ADB's Advisor to the Executive Director for Japan Goshi Tsukamoto met with community leaders and members of Yone Chaung Village in Ngaputaw Township during the JFPR mission to Myanmar on 26 February–3 March 2017. G. Tsukamoto and the ADB Myanmar Resident Mission and OCO staff also visited and held discussions with community leaders and members of Set Kone and Oat Shit Kwin villages. The mission also met with officials of the Ministry of Agriculture, Livelihood and Irrigation (photo by Thaik Htun).

**7–10 JUNE 2017**



Some of the medical and diagnostic equipment provided to Eneerel Hospital under the JFPR grant project Protecting the Health Status of the Poor during the Financial Crisis was shown to ADB Alternate Executive Director for Japan Masashi Tanabe when he visited Mongolia on 7–10 June 2017. M. Tanabe, together with ADB Mongolia Resident Mission Country Director Yolanda Fernandez Lommen, also met with officials of the Ministry of Finance and the Ministry of Education, Culture, Science, and Sports during this mission (photo by Tatsuya Kanai).

**21–22 MARCH 2017**



ADB Alternate Executive Director for Japan Masashi Tanabe (standing, eighth from left), met with project beneficiaries of the JFPR grant project Farm Roads to Support Poor Farmers' Livelihoods (G9146) in Bongo gewog (village block), Chuka District, Bhutan, on 21–22 March 2017. M. Tanabe, with the ADB Bhutan Resident Mission and OCO staff, also met with officials of the Ministry of Agriculture and Forests and other project implementing agencies (photo by Takafumi Mafune).

**24–26 AUGUST 2017**



ADB Alternate Executive Director for Japan Masashi Tanabe (second from right), met with Permanent Secretary Tun Tun Naing (second from left) and other officials of the Ministry of Planning and Finance during the JFPR mission to Myanmar on 24–26 August 2017 (photo by Toshimasa Mae).

ADB = Asian Development Bank; JFPR = Japan Fund for Poverty Reduction; OCO = Office of Cofinancing Operations, ADB.

Source: Asian Development Bank.



**22–25 OCTOBER 2017**

ADB Executive Director for Japan Takeshi Kurihara (left) met with implementing agencies and community leaders and visited project sites during the JFPR mission to Nepal on 22–25 October 2017. Mayumi Ozaki (third from left, second row), ADB project officer for JFPR Grant 9180-NEP: Disaster Risk Reduction and Livelihood Restoration Project for Earthquake-Affected Communities, joined the mission team in inspecting houses rebuilt by youths who received masonry training and certification under this grant (photo by Tatsuya Kanai).

## Outreach, Visibility, and Knowledge Sharing

As agreed on with the Government of Japan, project officers are asked to help promote the visibility and local awareness of the JFPR in recipient countries. For this purpose, ADB project officers and OCO ensure that key events in the field are well covered by print and electronic media; that all related publicity materials, official notices, reports, and publications explicitly acknowledge Japan as the source of funding; and that the JFPR and Japan official development assistance logos are prominently displayed. JFPR projects are also encouraged to complement and seek synergies with JICA projects and technical cooperation activities. Projects should likewise take advantage of Japanese human resources or use Japanese technology, knowledge, and expertise.

Officials of the Embassy of Japan and JICA, government officials, the ADB country director, and resident mission staff attend ceremonies held to mark a grant or TA signing or launch. They may also attend the inauguration of facilities, the handover of major equipment, major conferences and workshops, and similar events. These project milestones and other important JFPR events and announcements are featured in *ADB Today*, ADB's daily in-house electronic newsletter. Some JFPR activities highlighted by *ADB Today* in 2017 are shown in Box 4.

## BOX 4: JAPAN FUND FOR POVERTY REDUCTION ANNOUNCEMENTS IN ADB TODAY, 2017

**25 APRIL 2017**

Nepal, ADB train masons for reconstruction



Nepal National Reconstruction Authority Chief Executive Officer Govinda Raj Pokharel awarded certificates to 40 trainees who completed the mason training, during a ceremony on 23 April in Kathmandu. Sharad Bhandari of ADB's Nepal Resident Mission delivered the opening remarks. The JFPR-funded Disaster Risk Reduction and Livelihood Restoration for Earthquake-Affected Communities Project provides earthquake-resilient house construction training to about 1,800 youths to help in the rebuilding of earthquake-affected communities.

**17 MAY 2017**

ADB supports enhancing tax administration capacity in Maldives



On 7–11 May, a Tax Audit Workshop was conducted in Malé for 50 Maldives Inland Revenue Authority (MIRA) staff. The workshop was conducted by MIRA Commissioner General Yazeed Mohamed and a joint ADB team from the Public Management, Financial Sector, and Trade Division of the South Asia Department and the Sustainable Development and Climate Change Department led by Yuji Miyaki of the Sustainable Development Governance Thematic Group. The workshop was part of ADB's broader support for strengthening revenue mobilization in Maldives with focus on diversifying revenue sources and broadening the country's tax base.

**2 MAY 2017**

ADB Myanmar Resident Mission: Experience-sharing workshop for JFPR-financed skills development for inclusive growth



Over 150 stakeholders, including Myanmar Deputy Minister of Education U Win Maw Tun, parliamentarians, and diverse government, business, and civil society representatives, participated in the workshop on JFPR-supported skills development for inclusive growth. The activity, on 26–27 April in Nay Pyi Taw, discussed the TA's pilot-testing of new approaches to the training of disadvantaged youth for employment.

**8 JUNE 2017**

Inception workshop held in Mongolia for soil pollution project in ger areas



An inception workshop for Managing Soil Pollution in Ger Areas through Improved On-Site Sanitation was held on 31 May in Ulaanbaatar. The project, funded by a \$2.8 million JFPR grant, aims to deliver improved sanitation to 1,500 households in areas with limited sewage management and poor sanitation.

ADB = Asian Development Bank, JFPR = Japan Fund for Poverty Reduction, TA = technical assistance.

Source: ADB Today.

**11 SEPTEMBER 2017**

ADB Papua New Guinea Resident Mission:  
ADB heads ceremony for rural electrification project  
in West New Britain Province



Mission Unit Head for Portfolio Management Maria Theresa Villareal led the ceremony on 31 August in Kimbe to mark the emergence of electric power in the area through the ADB-supported Town Electrification Investment Program, which is aimed at improving power supply in Papua New Guinea's provinces by replacing high-cost diesel power with renewable energy hydropower. Grant funding from the Japan Fund for Poverty Reduction and the Government of New Zealand supports household electricity connections.

**21 SEPTEMBER 2017**

Workshop on agriculture value chains held  
in Mongolia



The inception workshop on 20 September in Ulaanbaatar was opened by Mongolia State Secretary Bayartulga Lkhagvasuren of the Ministry of Food, Agriculture and Light Industry; Director General Dorjsembed Batsengee of the Ministry of Finance; and ADB's Mongolia Resident Mission Country Director Yolanda Fernandez Lommen. The event highlighted the importance of quality standards and brand development in diversifying Mongolia's rural economy by increasing value added in agriculture. The \$2 million JFPR-funded TA will support the implementation of the ADB loan project Agriculture and Rural Development.

**Annual ADB Board of Governors' Meeting 2017.** At the 50th Annual ADB Board of Governors' Meeting at the Pacifico Yokohama in Yokohama, Japan, in May 2017, OCO organized a JFPR exhibit featuring innovative and sustainable projects supported by the fund. Delegates, including high-level officials from governments around the world, visited the exhibit, which focused on the results of successful JFPR projects using posters, publications, livelihood products, and other promotional materials.

OCO also organized a seminar to share details of how the JFPR helped the most vulnerable groups living in poverty, and discussed the fund's future direction. The seminar, which drew more than 120 participants, highlighted three key features of the JFPR: targeting underserved and the most vulnerable people, supporting a wide range of sectors and themes, and placing considerable emphasis on innovative and catalytic approaches. A presentation of results from the ongoing JFPR evaluation highlighted two additional features: community-centered approaches and complementarity with ADB loans.





**Demonstrating JFPR's key projects.** OCO Financing Partnerships Analyst Rhina Ricci Lopez-Tolentino explains successful JFPR projects to visitors at the Japan Funds exhibit during the 50th Annual ADB Board of Governors' Meeting in Yokohama, Japan. Among the visitors was Mayor Christopher Sheen Gonzales of Guiuan, Eastern Samar, Philippines (second from right). Guiuan, one of the towns severely affected by Typhoon Yolanda (international name: Haiyan), was rehabilitated through a \$20 million JFPR assistance project (photo by Takeshi Koike).



**Partners in development.** Masaaki Kobayashi, vice minister of Japan's Ministry of the Environment (center), with other officials from the ministry headed by Principal Deputy Director Ryuzo Sugimoto (extreme left), visited the Japan Funds exhibit during the 50th Annual ADB Board of Governors' Meeting in Yokohama, Japan (photo by Rhina Ricci Lopez-Tolentino).





**Presenting JFPR's results.** Tatsuya Kanai, senior advisor, Office of Cofinancing Operations, opens the JFPR seminar Building Prosperity in a Changing Asia and the Pacific: Future Role of the Japan Fund for Poverty Reduction. The panelists (from left) are Nidup Tshering, project manager, National Commission for Women and Children, Bhutan; Christopher Sheen Gonzales, mayor, Municipality of Guiuan, Eastern Samar, Philippines; Sayanaa Lkhagvasuren, chairperson, Center for Asia Pacific Partnership, Mongolia; Robert Schoellhammer, senior advisor, ADB's East Asia Department, at the time; Izumi Ohno, professor, National Graduate Institute for Policy Studies, Japan; and Masashi Tanabe, ADB alternate executive director for Japan (photo by Ariel Javellana).

A panel—comprising representatives from the academic community, local government, civil society, and a project implementing agency—emphasized the JFPR's direct, lasting support to people as its unique strength and comparative advantage. A discussion on projects included examples of how the JFPR

- catapulted the restoration of livelihoods to Filipino people affected by the devastation of Typhoon Haiyan;
- was instrumental in creating an innovative Medicaid program in Mongolia, ensuring free health services and medicines for the poorest and most vulnerable during the financial crisis, in addition to securing nutrition through a food stamp program; and
- helped establish effective partnerships between the government, NGOs, and the private sector to empower vulnerable women and girls in Bhutan.


The panel concluded that the JFPR remains very relevant in tackling current and emerging development challenges, and recommended a focus on resilience, climate change,

and an aging society, in the context of the transition to middle-income-country status. The scalability of innovative approaches should be further entrenched through government ownership, integration with national programs, partnership with donors, and systematic attention to dovetailing the JFPR with other ADB operations. There is a wealth of knowledge that can be systematically harvested from JFPR operations and shared across DMCs.

**JFPR evaluation.** Evaluation results and recommendations for JFPR projects approved in 2007–2015 were presented on 5 December 2017 to ADB staff at headquarters and, through videoconferencing, to those in resident missions. Regional department panelists shared their experience and valuable insights into the use of the JFPR. ADB Executive Director for Japan Takeshi Kurihara and Alternate Executive Director Masashi Tanabe attended on behalf of the Government of Japan. Recommendations were discussed with the Government of Japan; those deemed acceptable will be used as basis for revising the JFPR policy guidelines to further enhance JFPR operations.



**Evaluating the JFPR's relevance.** Robert Schoellhammer, senior advisor, ADB's East Asia Department, at the time, facilitates the discussion on the JFPR's evaluation results and recommendations and its directions toward 2030 (photo by Cristina Fernandez).




**The JFPR at a glance.** Visual and communications consultant Keisuke Taketani documents the discussions during the JFPR evaluation seminar in a graphic illustration that summarizes the panel's findings and recommendations to enhance the JFPR (photo by Eloise Valerie Martinez).

**External outreach.** The Japan Funds Facebook page is an important modern platform using social media to spread information about the JFPR and improve awareness of Japanese assistance through ADB. The *Japan Fund for*

*Poverty Reduction Annual Report 2016* was also produced. Appendix 6 lists JFPR communication and outreach activities in 2017.

# 2018 ACTIVITIES



**Better health care.** Beneficiary receiving health-care services. With JFPR support, health services have become more accessible to disadvantaged groups in Ulaanbaatar (photo by Eric Sales).

In 2018, the focal areas of OCO were as follows:

- developing efficient monitoring of the JFPR grant and TA project portfolio, using online systems;
- enhancing coordination with regional departments to facilitate the preparation, processing, and administration of JFPR project and TA grants;
- further promoting Japanese visibility by encouraging collaboration with Japanese NGOs, academic institutions, and the private sector, among other activities, including widening outreach through social media;
- continuing efforts to promote knowledge management and dissemination of lessons learned; and
- including a JFPR exhibit during the ADB 51st Annual Meeting in Manila, Philippines, in May 2018.

# APPENDIXES

## APPENDIX 1

# 2017 Audit Report and Financial Statements of the Japan Fund for Poverty Reduction

The following pages present the independent auditor's report on the Japan Fund for Poverty Reduction's financial statements for 2017.





**Deloitte.**

JAPAN FUND FOR POVERTY REDUCTION  
(ADMINISTERED BY ASIAN DEVELOPMENT BANK)

INDEPENDENT AUDITOR'S REPORT  
AND FINANCIAL STATEMENTS

FOR THE YEARS ENDED  
31 DECEMBER 2017 AND 2016

**JAPAN FUND FOR POVERTY REDUCTION  
(ADMINISTERED BY ASIAN DEVELOPMENT BANK)**

**INDEPENDENT AUDITOR'S REPORT AND FINANCIAL STATEMENTS  
FOR THE YEARS ENDED 31 DECEMBER 2017 AND 2016**

**CONTENTS**

	<u>PAGE</u>
Independent Auditor's Report	1 - 2
Statement of Financial Position	3
Statement of Activities and Changes in Net Assets	4
Statement of Cash Flows	5
Notes to the Financial Statements	6 - 10



Deloitte & Touche LLP  
Unique Entity No. T06LL0721A  
5 Shenton Way  
OUE Downtown 2  
#33-00  
Singapore 068809  
  
Tel: +65 6224 8288  
Fax: +65 6538 6166  
[www.deloitte.com/sg](http://www.deloitte.com/sg)

## **INDEPENDENT AUDITOR'S REPORT**

### **To the Asian Development Bank – Administrator for Japan Fund for Poverty Reduction**

We have audited the accompanying financial statements of Japan Fund for Poverty Reduction administered by Asian Development Bank (ADB) (the Administrator) which comprise the statement of financial position as of 31 December 2017 and 2016, and the related statements of activities and changes in net assets, and cash flows for the years then ended, and the related notes to the financial statements.

#### **Management's Responsibility for the Financial Statements**

Management is responsible for the preparation and fair presentation of these financial statements in accordance with accounting principles generally accepted in the United States of America; this includes the design, implementation, and maintenance of internal control relevant to the preparation and fair presentation of financial statements that are free from material misstatement, whether due to fraud or error.

#### **Auditor's Responsibility**

Our responsibility is to express an opinion on these financial statements based on our audits. We conducted our audits in accordance with auditing standards generally accepted in the United States of America. Those standards require that we plan and perform the audit to obtain reasonable assurance about whether the financial statements are free from material misstatement.

An audit involves performing procedures to obtain audit evidence about the amounts and disclosures in the financial statements. The procedures selected depend on the auditor's judgment, including the assessment of the risks of material misstatement of the financial statements, whether due to fraud or error. In making those risk assessments, the auditor considers internal control relevant to the entity's preparation and fair presentation of the financial statements in order to design audit procedures that are appropriate in the circumstances, but not for the purpose of expressing an opinion on the effectiveness of the entity's internal controls. Accordingly, we express no such opinion. An audit also includes evaluating the appropriateness of accounting policies used and the reasonableness of significant accounting estimates made by management, as well as evaluating the overall presentation of the financial statements.

We believe that the audit evidence we have obtained is sufficient and appropriate to provide a basis for our audit opinion.

**Opinion**

In our opinion, the financial statements referred to above present fairly, in all material respects, the financial position of ADB – Japan Fund for Poverty Reduction as of 31 December 2017 and 2016, and the results of its operations and its cash flows for the years then ended in accordance with accounting principles generally accepted in the United States of America.

A handwritten signature in black ink, appearing to read "Deloitte &amp; Touche" followed by a stylized flourish.

Public Accountants and  
Chartered Accountants  
Singapore

17 May 2018



JFPR-1

**JAPAN FUND FOR POVERTY REDUCTION**  
**(Administered by Asian Development Bank)**

**STATEMENT OF FINANCIAL POSITION**  
**31 December 2017 and 2016**  
Expressed in Thousands of US Dollars

	2017	2016
<b>ASSETS</b>		
DUE FROM BANKS	\$ 2,287	\$ 772
INVESTMENTS (Notes C and H)		
Time deposits	270,054	277,423
ADVANCES UNDER POVERTY REDUCTION ASSISTANCE AND TECHNICAL ASSISTANCE	13,724	15,516
RECEIVABLE FROM RELATED FUNDS (Note D)	0	9
ACCRUED REVENUE	156	55
<b>TOTAL</b>	<b>\$ 286,221</b>	<b>\$ 293,775</b>
<b>LIABILITIES AND UNCOMMITTED BALANCES</b>		
PAYABLE TO RELATED FUNDS (Note D)	\$ 195	\$ 254
ACCRUED EXPENSES (Note E)	20	18
UNDISBURSED POVERTY REDUCTION ASSISTANCE AND TECHNICAL ASSISTANCE (Notes F and H)	161,623	183,741
<b>TOTAL LIABILITIES</b>	<b>161,838</b>	<b>184,013</b>
UNCOMMITTED BALANCES (JFPR-2) (Note G), represented by:		
Unrestricted net assets	124,383	109,762
<b>TOTAL</b>	<b>\$ 286,221</b>	<b>\$ 293,775</b>

0 = less than \$500.

The accompanying notes are an integral part of these financial statements (JFPR-4).

JPFR-2

**JAPAN FUND FOR POVERTY REDUCTION**  
(Administered by Asian Development Bank)

**STATEMENT OF ACTIVITIES AND CHANGES IN NET ASSETS**  
**For the Years Ended 31 December 2017 and 2016**  
Expressed in Thousands of US Dollars

	2017	2016
<b>CHANGES IN NET ASSETS</b>		
CONTRIBUTIONS (Note G)	\$ 46,447	\$ 39,319
REVENUE		
From investments		
Interest income—Time deposits	3,232	1,434
Interest income—Securities purchased under resale arrangements	-	0
From other sources		
Interest income from bank accounts	56	15
Other income	1	6
Total	3,289	1,455
<b>TOTAL CONTRIBUTIONS AND REVENUE</b>	<b>49,736</b>	<b>40,774</b>
EXPENSES		
Poverty reduction and technical assistance – net	(32,120)	(68,720)
Administrative expenses	(2,169)	(1,890)
Financial expenses	(9)	(12)
Total	(34,298)	(70,622)
<b>CONTRIBUTIONS AND REVENUE IN EXCESS OF (LESS THAN) EXPENSES</b>	<b>15,438</b>	<b>(29,848)</b>
EXCHANGE (LOSS) GAIN – NET	(817)	225
<b>INCREASE (DECREASE) IN NET ASSETS</b>	<b>14,621</b>	<b>(29,623)</b>
NET ASSETS AT BEGINNING OF YEAR	109,762	139,385
<b>NET ASSETS AT END OF YEAR</b>	<b>\$ 124,383</b>	<b>\$ 109,762</b>

0 = less than \$500.

The accompanying notes are an integral part of these financial statements (JPFR-4).

JFPR-3

**JAPAN FUND FOR POVERTY REDUCTION**  
(Administered by Asian Development Bank)

**STATEMENT OF CASH FLOWS**  
**For the Years Ended 31 December 2017 and 2016**  
Expressed in Thousands of US Dollars

	2017	2016
<b>CASH FLOWS FROM OPERATING ACTIVITIES</b>		
Contributions received	\$ 46,447	\$ 39,329
Interest received on investments	3,131	1,391
Interest earned on bank accounts	56	15
Poverty reduction assistance and technical assistance disbursed	(53,313)	(77,819)
Administrative expenses paid	(2,176)	(1,904)
Cash received from other source	1	6
Net cash used in operating activities	(5,854)	(38,982)
<b>CASH FLOWS FROM INVESTING ACTIVITIES</b>		
Purchases of investment securities	(7,762,699)	(8,510,631)
Maturities of investment securities	7,770,068	8,534,747
Net cash provided by investing activities	7,369	24,116
Net increase (decrease) in due from banks	1,515	(14,866)
Due from banks at beginning of year	772	15,638
Due from banks at end of year	\$ 2,287	\$ 772
<b>RECONCILIATION OF INCREASE (DECREASE) IN NET ASSETS TO NET CASH USED IN OPERATING ACTIVITIES:</b>		
Increase (Decrease) in net assets (JFPR-2)	\$ 14,621	\$ (29,623)
Adjustments to reconcile increase (decrease) in net assets to net cash used in operating activities:		
Exchange gain	-	(7)
Change in advances under poverty reduction assistance and technical assistance	1,792	(5,461)
Change in accrued revenue	(101)	(43)
Change in receivable from related funds	9	(9)
Change in payable to related funds	(59)	(10,076)
Change in accrued expenses	2	(2)
Change in undisbursed poverty reduction assistance and technical assistance	(22,118)	6,239
Net cash used in operating activities	\$ (5,854)	\$ (38,982)

The accompanying notes are an integral part of these financial statements (JFPR-4).

JFPR-4

**JAPAN FUND FOR POVERTY REDUCTION**  
(Administered by Asian Development Bank)

**NOTES TO FINANCIAL STATEMENTS**  
31 December 2017 and 2016

---

**NOTE A—NATURE OF OPERATIONS**

The Japan Fund for Poverty Reduction (JFPR) was established on 23 May 2000 when the Government of Japan and the Asian Development Bank (ADB) entered into a financial arrangement whereby the Government of Japan agreed to make an initial contribution and ADB became the administrator. Its primary objective is to foster sustainable poverty reduction and social development in the developing member countries of the Asian and Pacific Region. JFPR resources are used mainly to finance poverty reduction assistance (PRA) operations. On 6 October 2009, the operating framework for the JFPR was revised to include financing for technical assistance grants. Under the agreement between ADB and the Government of Japan, ADB may invest the proceeds of JFPR pending disbursement. The revenue from such investments may be used to cover the direct and identifiable costs incurred in the administration of JFPR.

**NOTE B—SUMMARY OF SIGNIFICANT ACCOUNTING POLICIES**

*Presentation of the Financial Statements*

The financial statements of JFPR are prepared in accordance with accounting principles generally accepted in the United States of America (US GAAP), and are presented on the basis of those for not-for-profit organizations.

JFPR reports donor's contribution of cash as unrestricted asset as it is made available to JFPR without conditions other than for the purpose of pursuing the objective of JFPR.

*Functional and Reporting Currency*

The United States (US) dollar is the functional and reporting currency, representing the currency of the primary economic environment of JFPR.

*Translation of Currencies*

ADB adopts the use of daily exchange rates for accounting and financial reporting purposes. This allows transactions denominated in non-US dollar currencies to be translated to the reporting currency using exchange rates applicable at the time of the transactions. Contributions included in the financial statements during the year are recognized at applicable exchange rates as of the respective dates of commitment. At the end of each accounting month, translations of assets and liabilities which are denominated in non-US dollar currencies are adjusted using the applicable rates of exchange at the end of the reporting period. Translation adjustments are accounted for as exchange gains or losses and are credited or charged to operations.

*Investments*

All investment securities held by JFPR are reported at fair value (FV). Realized and unrealized gains and losses are included in REVENUE From investments.

Interest income on time deposits is recognized as earned and reported as REVENUE From investments.



## JFPR-4

*Contributions*

Contributions by the Government of Japan are included in the financial statements from the date indicated by the Government of Japan that funds are expected to be made available. Such contributions and the net assets of JFPR are restricted for the payment of poverty reduction technical assistance and direct and identifiable costs incurred by ADB in the administration of JFPR.

*Poverty Reduction Assistance, Technical Assistance and Related Undisbursed Amounts*

Poverty Reduction Assistance (PRA) and Technical Assistance (TA) are recognized in the financial statements when the project is approved and becomes effective. Upon completion or cancellation of the PRA/TA project, any undisbursed amount is written back as a reduction in the PRA/TA for the year and the corresponding undisbursed amount is eliminated accordingly.

Advances under PRA and TA are provided to the executing agency or co-operating institution for the purpose of making payments for eligible expenses. The advances are subject to liquidation and charged against undisbursed amount. Any unutilized portion is required to be returned to JFPR.

*Fair Value of Financial Instruments*

Accounting Standards Codification (ASC) 820, "Fair Value Measurement" defines FV as the price that would be received to sell an asset or paid to transfer a liability at measurement date in an orderly transaction among willing participants with an assumption that the transaction takes place in the entity's principal market, or in the absence of principal market, in the most advantageous market for the asset or liability. The most advantageous market is the market where the sale of the asset or transfer of liability would maximize the amount received for the asset or minimize the amount paid to transfer the liability. The FV measurement is not adjusted for transaction costs.

*Fair Value Hierarchy*

ASC 820 also establishes a FV hierarchy that gives the highest priority to quoted prices in active markets for identical assets or liabilities (Level 1), next priority to observable market inputs or market corroborated data (Level 2), and the lowest priority to unobservable inputs without market corroborated data (Level 3).

The FVs of ADB's financial assets and liabilities are categorized as follows:

- Level 1: FVs are based on unadjusted quoted prices for identical assets or liabilities in active markets.
- Level 2: FVs are based on quoted prices for similar assets or liabilities in active markets or markets that are not active; or valuation models for which significant inputs are obtained from market-based data that are observable.
- Level 3: FVs are based on prices or valuation models for which significant inputs to the model are unobservable.

Inter-level transfers from one year to another may occur due to changes in market activities affecting the availability of quoted market prices or observable market data.

ADB's policy is to recognize transfers in and transfers out of levels as of the end of the reporting period in which they occur.

*Accounting Estimates*

The preparation of financial statements in conformity with generally accepted accounting principles requires ADB's management to make reasonable estimates and assumptions that affect the reported amounts of assets, liabilities and uncommitted balances as of the end of the year and the reported amounts of revenue and expenses during the year. The actual results could differ from those estimates.

JFPR-4

*Accounting and Reporting Developments*

In August 2016, the FASB issued ASU 2016-14, "Not-for-Profit Entities (Topic 958) - Presentation of Financial Statements of Not-for-Profit Entities," which improves the usefulness of information provided to donors and other users of not-for-profit entity (NFP) financial statements and reduce complexities or costs in preparing the financial statements. The update significantly changes how NFPs present net assets on the face of the financial statements, as well as requires additional disclosures for expenses by nature and function and for the liquidity and availability of resources. This ASU is not expected to have a material impact on JFPR's financial statements as of 31 December 2018.

*Statement of Cash Flows*

For the purposes of the statement of cash flows, JFPR considers that its cash and cash equivalents are limited to DUE FROM BANKS.

**NOTE C—INVESTMENTS**

The main investment management objective is to maintain security and liquidity. Subject to these parameters, ADB seeks the highest possible return on JFPR's investments. Investments are governed by the Investment Authority approved by the Board of Directors.

All investments held as of 31 December 2017 and 2016 were in US dollar time deposits.

The annualized rate of return on the average investments held during the year, based on the portfolio held at the beginning and end of each month was 1.10% (0.47% - 2016).

*Fair Value Disclosure*

The FV of INVESTMENTS as of 31 December 2017 and 2016 were as follows:

(\$ thousand)		Fair Value Measurements		
	Total	Level 1	Level 2	Level 3
<b>31 December 2017</b>				
<b>Assets</b>				
Investments				
Time deposits	\$ 270,054	\$ -	\$ 270,054	\$ -
<b>31 December 2016</b>				
<b>Assets</b>				
Investments				
Time deposits	\$ 277,423	\$ -	\$ 277,423	\$ -

ADB maintains documented processes and internal controls to value investment securities. Time deposits are reported at cost, which approximates FV.

JFPR-4

**NOTE D—RELATED PARTY TRANSACTIONS**

Related party transactions pertain to administrative and operational expenses which are settled regularly with ADB's ordinary capital resources (OCR) or other funds. Technical assistance projects and program activities may be cofinanced by ADB's special funds and other trust funds administered by ADB (Agency Trust Funds).

The interfund account balances reported as RECEIVABLE FROM RELATED FUNDS and PAYABLE TO RELATED FUNDS were as follows:

(\$ thousand)	2017	2016
<b>Receivable from:</b>		
Regional Cooperation and Integration Fund (RCIF)	\$ 0	\$ -
Agency Trust Funds – net	0	9
<b>Total</b>	<b>\$ 0</b>	<b>\$ 9</b>
<b>Payable to:</b>		
OCR	\$ 182	\$ 212
Technical Assistance Special Fund (TASF)	13	42
<b>Total</b>	<b>\$ 195</b>	<b>\$ 254</b>

0 = less than \$500.

The net interfund balances of OCR, TASF, RCIF and agency trust funds as of 31 December 2017 were subsequently settled on 29, 30, and 26 January 2018, respectively. The net interfund balances of OCR, TASF and agency trust funds as of 31 December 2016 were subsequently settled on 19 and 23 January 2017, respectively.

**NOTE E—ACCRUED EXPENSES**

Accrued expenses pertain to administrative and audit fees incurred but not yet paid.

**NOTE F—UNDISBURSED POVERTY REDUCTION ASSISTANCE AND TECHNICAL ASSISTANCE**

Undisbursed PRA and TA represent effective PRA and TA projects which have not been disbursed as of the end of the year.

The FV of undisbursed PRA and TA approximates the amounts outstanding, because JFPR expects that disbursements will be made for all the projects/programs covered by these amounts.

**NOTE G—CONTRIBUTIONS AND UNCOMMITTED BALANCES**

The Government of Japan contributed the sum of ¥5,358,160,000 (equivalent to \$46,447,000) and ¥4,642,036,000 (equivalent to \$39,319,000) in 2017 and 2016, respectively.

Uncommitted balances comprise amounts which have not been committed by ADB as of 31 December 2017 and 2016. These balances include approved PRA and TA projects that are not yet effective.



JFPR-4

As of 31 December 2017 and 2016, these balances were as follows:

(\$ thousand)	2017	2016
Uncommitted balances	\$ 124,383	\$ 109,762
PRA and TA projects/programs approved by Japan and ADB but not yet effective	(11,500)	(22,800)
PRA and TA projects/programs approved by Japan but not yet effective	(7,250)	(21,850)
Uncommitted balances available for new commitments	\$ 105,633	\$ 65,112

#### NOTE H—OTHER FAIR VALUE DISCLOSURES

As of 31 December 2017 and 2016, JFPR has no assets or liabilities measured at FV on a non-recurring basis. See Notes C and F for discussions relating to investments and undisbursed PRA and TA, respectively. In all other cases, the carrying amounts of JFPR's assets and liabilities are considered to approximate FV.

#### NOTE I—SUBSEQUENT EVENTS

JFPR has evaluated subsequent events after 31 December 2017 through 17 May 2018, the date these financial statements are available for issuance. On 17 January 2018, JFPR received its additional contribution from the Government of Japan amounting to ¥2,849,000,000 (equivalent to \$25,593,000).



## APPENDIX 2

# Progress of Implementation of Japan Fund for Poverty Reduction Grant and Technical Assistance Projects, 2008–2017

JFPR No.		Title	Amount (\$ million)	ADB Approval	Status of Implementation <sup>a</sup>				
					A	B	C	D	E
GRANTS									
Afghanistan									
9128	Development of Mini Hydropower Plants in Badakhshan and Bamyan Provinces		12.00	28 Nov 2008	<input checked="" type="checkbox"/>	<input type="checkbox"/>	<input type="checkbox"/>	<input type="checkbox"/>	<input type="checkbox"/>
9165	Community-Based Irrigation Rehabilitation and Development		10.00	6 Jul 2012	<input checked="" type="checkbox"/>	<input type="checkbox"/>	<input type="checkbox"/>	<input type="checkbox"/>	<input type="checkbox"/>
9167	Enhanced Agricultural Value Chains for Sustainable Livelihoods		18.50	19 Sep 2012	<input checked="" type="checkbox"/>	<input type="checkbox"/>	<input type="checkbox"/>	<input type="checkbox"/>	<input type="checkbox"/>
Subtotal			40.50						
Bangladesh									
9129	Developing Inclusive Insurance Sector		2.00	27 Jan 2009	<input checked="" type="checkbox"/>	<input type="checkbox"/>	<input type="checkbox"/>	<input type="checkbox"/>	<input type="checkbox"/>
9153	Institutional Support for Migrant Workers’ Remittances		2.00	18 Jan 2011	<input checked="" type="checkbox"/>	<input type="checkbox"/>	<input type="checkbox"/>	<input type="checkbox"/>	<input type="checkbox"/>
9172	Pilot Project on Weather Index-Based Crop Insurance		2.00	27 Mar 2013	<input type="checkbox"/>	<input checked="" type="checkbox"/>	<input type="checkbox"/>	<input type="checkbox"/>	<input type="checkbox"/>
9190	Bangladesh Power System Enhancement and Efficiency Improvement		2.00	29 Mar 2017	<input type="checkbox"/>	<input type="checkbox"/>	<input checked="" type="checkbox"/>	<input type="checkbox"/>	<input type="checkbox"/>
Subtotal			8.00						
Bhutan									
9146	Farm Roads to Support Poor Farmers’ Livelihoods		3.00	14 Jul 2010	<input checked="" type="checkbox"/>	<input type="checkbox"/>	<input type="checkbox"/>	<input type="checkbox"/>	<input type="checkbox"/>
9149	Upgrading Schools and Integrated Disaster Education Project		3.00	12 Aug 2010	<input checked="" type="checkbox"/>	<input type="checkbox"/>	<input type="checkbox"/>	<input type="checkbox"/>	<input type="checkbox"/>
9155	Advancing Economic Opportunities of Women and Girls		1.95	4 Feb 2011	<input checked="" type="checkbox"/>	<input type="checkbox"/>	<input type="checkbox"/>	<input type="checkbox"/>	<input type="checkbox"/>
Subtotal			7.95						
Cambodia									
9133	Piloting the Post-Harvest Technology and Skills Bridging Program for Rural Poor		2.00	20 Apr 2009	<input checked="" type="checkbox"/>	<input type="checkbox"/>	<input type="checkbox"/>	<input type="checkbox"/>	<input type="checkbox"/>
9156	Improving Market Access for the Poor in Central Cambodia		1.90	16 Feb 2011	<input checked="" type="checkbox"/>	<input type="checkbox"/>	<input type="checkbox"/>	<input type="checkbox"/>	<input type="checkbox"/>
9178	Community-Based Disaster Risk Reduction		2.50	3 Oct 2014	<input type="checkbox"/>	<input checked="" type="checkbox"/>	<input type="checkbox"/>	<input type="checkbox"/>	<input type="checkbox"/>
Subtotal			6.40						

continued on next page

Appendix 2 continued

JFPR No.	Title	Amount (\$ million)	ADB Approval	Status of Implementation <sup>a</sup>				
				A	B	C	D	E
India								
9134	Capacity Building and Livelihood Enhancement of Poor Water Users	2.00	19 Jun 2009	<input checked="" type="checkbox"/>	<input type="checkbox"/>	<input type="checkbox"/>	<input type="checkbox"/>	<input type="checkbox"/>
9145	Supporting Microentrepreneurship for Women’s Empowerment	3.00	25 May 2010	<input type="checkbox"/>	<input checked="" type="checkbox"/>	<input type="checkbox"/>	<input type="checkbox"/>	<input type="checkbox"/>
9147	Improving Small Farmers’ Access to Market in Bihar and Maharashtra	3.00	30 Jul 2010	<input type="checkbox"/>	<input checked="" type="checkbox"/>	<input type="checkbox"/>	<input type="checkbox"/>	<input type="checkbox"/>
9168	Livelihood Improvement for River Erosion Victims in Assam	2.50	5 Oct 2012	<input type="checkbox"/>	<input checked="" type="checkbox"/>	<input type="checkbox"/>	<input type="checkbox"/>	<input type="checkbox"/>
Subtotal		10.50						
Indonesia								
9132	Rice Fortification for the Poor	2.00	20 Mar 2009	<input checked="" type="checkbox"/>	<input type="checkbox"/>	<input type="checkbox"/>	<input type="checkbox"/>	<input type="checkbox"/>
Subtotal		2.00						
Kyrgyz Republic								
9170	Women’s Entrepreneurship Development	1.50	14 Jan 2013	<input checked="" type="checkbox"/>	<input type="checkbox"/>	<input type="checkbox"/>	<input type="checkbox"/>	<input type="checkbox"/>
Subtotal		1.50						
Lao People’s Democratic Republic								
9117	Alternative Livelihood for Upland Ethnic Groups in Houaphanh Province	1.82	13 Feb 2008	<input checked="" type="checkbox"/>	<input type="checkbox"/>	<input type="checkbox"/>	<input type="checkbox"/>	<input type="checkbox"/>
9137	Developing Model Healthy Villages in Northern Lao People’s Democratic Republic	3.00	14 Aug 2009	<input checked="" type="checkbox"/>	<input type="checkbox"/>	<input type="checkbox"/>	<input type="checkbox"/>	<input type="checkbox"/>
Subtotal		4.82						
Marshall Islands								
9148	Improved Energy Supply for Poor Households	1.76	6 Aug 2010	<input checked="" type="checkbox"/>	<input type="checkbox"/>	<input type="checkbox"/>	<input type="checkbox"/>	<input type="checkbox"/>
Subtotal		1.76						
Micronesia, Federated States of								
9122	Weno Water Supply Well Remediation	0.98	17 Jul 2008	<input checked="" type="checkbox"/>	<input type="checkbox"/>	<input type="checkbox"/>	<input type="checkbox"/>	<input type="checkbox"/>
Subtotal		0.98						
Mongolia								
9121	Community-Based Local Road Upgrading and Maintenance in the Western Region of Mongolia	2.00	10 Jul 2008	<input checked="" type="checkbox"/>	<input type="checkbox"/>	<input type="checkbox"/>	<input type="checkbox"/>	<input type="checkbox"/>
9124	Water Point and Extension Station Establishment for Poor Herding Families	2.00	30 Jul 2008	<input checked="" type="checkbox"/>	<input type="checkbox"/>	<input type="checkbox"/>	<input type="checkbox"/>	<input type="checkbox"/>
9125	Poverty Reduction through Community-Based Natural Resource Management	2.00	5 Aug 2008	<input checked="" type="checkbox"/>	<input type="checkbox"/>	<input type="checkbox"/>	<input type="checkbox"/>	<input type="checkbox"/>
9127	Energy Conservation and Emissions Reduction from Poor Households	2.00	23 Sep 2008	<input checked="" type="checkbox"/>	<input type="checkbox"/>	<input type="checkbox"/>	<input type="checkbox"/>	<input type="checkbox"/>
9131	Reducing Persistent Chronic Malnutrition in Children in Mongolia	2.00	16 Mar 2009	<input checked="" type="checkbox"/>	<input type="checkbox"/>	<input type="checkbox"/>	<input type="checkbox"/>	<input type="checkbox"/>
9136	Protecting the Health Status of the Poor during the Financial Crisis	3.00	30 Jul 2009	<input checked="" type="checkbox"/>	<input type="checkbox"/>	<input type="checkbox"/>	<input type="checkbox"/>	<input type="checkbox"/>
9138	Early Childhood Education for Rural, Nomadic, and Migrant Children	2.89	28 Aug 2009	<input checked="" type="checkbox"/>	<input type="checkbox"/>	<input type="checkbox"/>	<input type="checkbox"/>	<input type="checkbox"/>

continued on next page

Appendix 2 continued

JFPR No.	Title	Amount (\$ million)	ADB Approval	Status of Implementation <sup>a</sup>				
				A	B	C	D	E
9139	Demonstration Project for Improved Electricity Services to the Low-Income Communities in Rural Areas	2.40	9 Sep 2009	<input checked="" type="checkbox"/>	<input type="checkbox"/>	<input type="checkbox"/>	<input type="checkbox"/>	<input type="checkbox"/>
9152	Promoting Inclusive Financial Services for the Poor	2.50	17 Dec 2010	<input checked="" type="checkbox"/>	<input type="checkbox"/>	<input type="checkbox"/>	<input type="checkbox"/>	<input type="checkbox"/>
9164	Establishment of Climate-Resilient Rural Livelihoods	2.50	8 Jun 2012	<input checked="" type="checkbox"/>	<input type="checkbox"/>	<input type="checkbox"/>	<input type="checkbox"/>	<input type="checkbox"/>
9182	Improving School Dormitory Environment for Primary Students in Western Region	3.00	26 Nov 2015	<input type="checkbox"/>	<input checked="" type="checkbox"/>	<input type="checkbox"/>	<input type="checkbox"/>	<input type="checkbox"/>
9183	Integrated Livelihoods Improvement and Sustainable Tourism in Khuvsgul Lake National Park	3.00	7 Dec 2015	<input type="checkbox"/>	<input checked="" type="checkbox"/>	<input type="checkbox"/>	<input type="checkbox"/>	<input type="checkbox"/>
9187	Strengthening Community Resilience to Dzud and Forest and Steppe Fires	3.00	14 Sep 2016	<input type="checkbox"/>	<input checked="" type="checkbox"/>	<input type="checkbox"/>	<input type="checkbox"/>	<input type="checkbox"/>
9189	Managing Soil Pollution in Ger Areas through Improved On-Site Sanitation	2.80	10 Nov 2016	<input type="checkbox"/>	<input type="checkbox"/>	<input checked="" type="checkbox"/>	<input type="checkbox"/>	<input type="checkbox"/>
9191	Promoting Employment Opportunities for People with Disabilities	2.00	28 Nov 2017	<input type="checkbox"/>	<input type="checkbox"/>	<input type="checkbox"/>	<input checked="" type="checkbox"/>	<input type="checkbox"/>
9192	Community Vegetable Farming for Livelihood Improvement	3.00	4 Dec 2017	<input type="checkbox"/>	<input type="checkbox"/>	<input type="checkbox"/>	<input checked="" type="checkbox"/>	<input type="checkbox"/>
<b>Subtotal</b>		<b>40.09</b>						
<b>Myanmar</b>								
9174	Enhancing Rural Livelihoods and Incomes	12.00	11 Dec 2013	<input type="checkbox"/>	<input checked="" type="checkbox"/>	<input type="checkbox"/>	<input type="checkbox"/>	<input type="checkbox"/>
9176	Greater Mekong Subregion Capacity Building for HIV/AIDS Prevention	10.00	11 Dec 2013	<input type="checkbox"/>	<input checked="" type="checkbox"/>	<input type="checkbox"/>	<input type="checkbox"/>	<input type="checkbox"/>
9177	Pro-Poor Community Infrastructure and Basic Services	4.00	27 Feb 2014	<input type="checkbox"/>	<input checked="" type="checkbox"/>	<input type="checkbox"/>	<input type="checkbox"/>	<input type="checkbox"/>
9184	Economic Empowerment of the Poor and Women in the East-West Economic Corridor	3.00	15 Dec 2015	<input type="checkbox"/>	<input checked="" type="checkbox"/>	<input type="checkbox"/>	<input type="checkbox"/>	<input type="checkbox"/>
9185	Emergency Support for Chin State Livelihoods Restoration	10.00	22 Apr 2016	<input type="checkbox"/>	<input checked="" type="checkbox"/>	<input type="checkbox"/>	<input type="checkbox"/>	<input type="checkbox"/>
<b>Subtotal</b>		<b>39.00</b>						
<b>Nepal</b>								
9135	Establishing Women and Children Service Centers	0.75	3 Jul 2009	<input checked="" type="checkbox"/>	<input type="checkbox"/>	<input type="checkbox"/>	<input type="checkbox"/>	<input type="checkbox"/>
9141	Capacity Building for the Promotion of Legal Identity Among the Poor in Nepal	2.00	12 Oct 2009	<input checked="" type="checkbox"/>	<input type="checkbox"/>	<input type="checkbox"/>	<input type="checkbox"/>	<input type="checkbox"/>
9144	Flour Fortification in Chakki Mills	1.80	9 Dec 2009	<input type="checkbox"/>	<input type="checkbox"/>	<input type="checkbox"/>	<input type="checkbox"/>	<input checked="" type="checkbox"/>
9157	Reducing Child Malnutrition through Social Protection	2.00	28 Feb 2011	<input checked="" type="checkbox"/>	<input type="checkbox"/>	<input type="checkbox"/>	<input type="checkbox"/>	<input type="checkbox"/>
9159	Support for Targeted and Sustainable Development Programs for Highly Marginalized Groups	2.70	30 Mar 2011	<input checked="" type="checkbox"/>	<input type="checkbox"/>	<input type="checkbox"/>	<input type="checkbox"/>	<input type="checkbox"/>
9180	Disaster Risk Reduction and Livelihood Restoration for Earthquake-Affected Communities	15.00	7 Oct 2015	<input type="checkbox"/>	<input checked="" type="checkbox"/>	<input type="checkbox"/>	<input type="checkbox"/>	<input type="checkbox"/>
<b>Subtotal</b>		<b>24.25</b>						

continued on next page

Appendix 2 continued

JFPR No.	Title	Amount (\$ million)	ADB Approval	Status of Implementation <sup>a</sup>				
				A	B	C	D	E
Papua New Guinea								
9130	Extending the Socioeconomic Benefits of an Improved Road Network to Roadside Communities	2.00	2 Mar 2009	☑	☐	☐	☐	☐
9163	Improved Energy Access for Rural Communities	2.50	19 Apr 2012	☐	☑	☐	☐	☐
Subtotal		4.50						
Philippines								
9118	Developing Microinsurance Project	1.00	15 Feb 2008	☑	☐	☐	☐	☐
9161	Enhancing Access to Quality Early Childhood Education Services for Children in Poor Communities	1.50	20 Feb 2012	☑	☐	☐	☐	☐
9162	Promoting Partnerships and Innovation in Poor and Underserved Communities	1.50	9 Apr 2012	☑	☐	☐	☐	☐
9175	Emergency Assistance and Early Recovery for Poor Municipalities Affected by Typhoon Yolanda	20.00	13 Dec 2013	☐	☑	☐	☐	☐
Subtotal		24.00						
Samoa								
9166	Community Sanitation	2.00	31 Jul 2012	☑	☐	☐	☐	☐
Subtotal		2.00						
Sri Lanka								
9116	Improvement of Rural Access Roads and Livelihood Development for the Poor	2.00	21 Jan 2008	☑	☐	☐	☐	☐
9143	Improving Connectivity to Support Livelihoods and Gender Equality	3.00	14 Dec 2009	☑	☐	☐	☐	☐
9150	Post-Conflict Emergency Assistance for Livelihood Restoration of Resettled Internally Displaced People in the North	2.50	19 Aug 2010	☑	☐	☐	☐	☐
9154	Improving Community-Based Rural Water Supply and Sanitation in Post-Conflict Areas of Jaffna and Kilinochchi	2.00	4 Feb 2011	☑	☐	☐	☐	☐
9186	Supporting Electricity Supply Reliability Improvement	2.00	26 Jul 2016	☐	☐	☑	☐	☐
Subtotal		11.50						
Tajikistan								
9126	Community Participatory Flood Management	3.00	8 Sep 2008	☑	☐	☐	☐	☐
9171	Improved Maternal and Child Health through Connectivity	2.50	7 Mar 2013	☑	☐	☐	☐	☐
9188	Water Resources Management in Pyanj River Basin	3.00	28 Sep 2016	☐	☑	☐	☐	☐
Subtotal		8.50						
Thailand								
9179	Community-Based Flood Risk Management and Disaster Response in the Chao Phraya Basin	2.00	22 Oct 2014	☐	☑	☐	☐	☐
Subtotal		2.00						
Timor-Leste								
9142	Our Roads, Our Future—Supporting Local Governance and Community-Based Infrastructure Works	3.00	20 Nov 2009	☑	☐	☐	☐	☐
Subtotal		3.00						

continued on next page



Appendix 2 continued

JFPR No.	Title	Amount (\$ million)	ADB Approval	Status of Implementation <sup>a</sup>				
				A	B	C	D	E
Vanuatu								
9181	Cyclone Pam School Reconstruction	5.00	16 Nov 2015	<input type="checkbox"/>	<input checked="" type="checkbox"/>	<input type="checkbox"/>	<input type="checkbox"/>	<input type="checkbox"/>
Subtotal		5.00						
Viet Nam								
9119	Community-Based Early Childhood Care and Development	1.90	19 Feb 2008	<input checked="" type="checkbox"/>	<input type="checkbox"/>	<input type="checkbox"/>	<input type="checkbox"/>	<input type="checkbox"/>
9120	Livelihood Improvement of Vulnerable Ethnic Minority Communities Affected by the Song Bung 4 Hydropower Project in Quang Nam Province	2.00	26 Jun 2008	<input checked="" type="checkbox"/>	<input type="checkbox"/>	<input type="checkbox"/>	<input type="checkbox"/>	<input type="checkbox"/>
9123	Demand-Driven Skills Training for Poverty Reduction in the Cuu Long (Mekong) River Delta	1.30	18 Jul 2008	<input checked="" type="checkbox"/>	<input type="checkbox"/>	<input type="checkbox"/>	<input type="checkbox"/>	<input type="checkbox"/>
9140	Formalizing Microfinance Institutions	1.50	5 Oct 2009	<input checked="" type="checkbox"/>	<input type="checkbox"/>	<input type="checkbox"/>	<input type="checkbox"/>	<input type="checkbox"/>
Subtotal		6.70						
Regional								
9151	Social Protection of the Vulnerable in the Pacific (Cook Islands, Marshall Islands, and Tonga)	3.00	13 Sep 2010	<input checked="" type="checkbox"/>	<input type="checkbox"/>	<input type="checkbox"/>	<input type="checkbox"/>	<input type="checkbox"/>
9158	Improving Gender-Inclusive Access to Clean and Renewable Energy in Bhutan, Nepal, and Sri Lanka	3.00	18 Mar 2011	<input checked="" type="checkbox"/>	<input type="checkbox"/>	<input type="checkbox"/>	<input type="checkbox"/>	<input type="checkbox"/>
9160	Developing Sustainable Alternative Livelihoods in Coastal Fishing Communities in the Coral Triangle: Indonesia and the Philippines	2.00	2 Nov 2011	<input type="checkbox"/>	<input checked="" type="checkbox"/>	<input type="checkbox"/>	<input type="checkbox"/>	<input type="checkbox"/>
9173	Greater Mekong Subregion: Livelihood Support for Corridor Towns	2.50	21 May 2013	<input type="checkbox"/>	<input checked="" type="checkbox"/>	<input type="checkbox"/>	<input type="checkbox"/>	<input type="checkbox"/>
Subtotal		10.50						
Total Grants (2008–2017)		265.45						

**TECHNICAL ASSISTANCE**

<b>Afghanistan</b>								
7637	Power Sector Master Plan	1.50	6 Nov 2010	<input checked="" type="checkbox"/>	<input type="checkbox"/>	<input type="checkbox"/>	<input type="checkbox"/>	<input type="checkbox"/>
9273	Arghandab Integrated Water Resources Development Investment Program	2.00	8 Dec 2016	<input type="checkbox"/>	<input type="checkbox"/>	<input checked="" type="checkbox"/>	<input type="checkbox"/>	<input type="checkbox"/>
<b>Subtotal</b>		<b>3.50</b>						
<b>Armenia</b>								
8875	Solid Waste Management Solutions for Remote and Small Communities	0.55	28 Jan 2015	<input checked="" type="checkbox"/>	<input type="checkbox"/>	<input type="checkbox"/>	<input type="checkbox"/>	<input type="checkbox"/>
9254	Second Water Supply and Sanitation Sector	2.00	5 Dec 2016	<input type="checkbox"/>	<input checked="" type="checkbox"/>	<input type="checkbox"/>	<input type="checkbox"/>	<input type="checkbox"/>
<b>Subtotal</b>		<b>2.55</b>						

continued on next page

Appendix 2 continued

JFPR No.	Title	Amount (\$ million)	ADB Approval	Status of Implementation <sup>a</sup>				
				A	B	C	D	E
Bangladesh								
7720	Support to Local Government Engineering Department in Institutionalizing Women’s Benefits from Rural Infrastructure Initiatives	0.50	3 Dec 2010	<input checked="" type="checkbox"/>	<input type="checkbox"/>	<input type="checkbox"/>	<input type="checkbox"/>	<input type="checkbox"/>
7890	Strengthening the Resilience of the Urban Water Supply, Drainage, and Sanitation to Climate Change in Coastal Towns	0.70	18 Oct 2011	<input checked="" type="checkbox"/>	<input type="checkbox"/>	<input type="checkbox"/>	<input type="checkbox"/>	<input type="checkbox"/>
7979	Strategic Master Plan for Chittagong Port	1.00	14 Dec 2011	<input type="checkbox"/>	<input checked="" type="checkbox"/>	<input type="checkbox"/>	<input type="checkbox"/>	<input type="checkbox"/>
7989	Skills for Employment	0.70	14 Dec 2011	<input checked="" type="checkbox"/>	<input type="checkbox"/>	<input type="checkbox"/>	<input type="checkbox"/>	<input type="checkbox"/>
8054	Main River Flood and Bank Erosion Risk Management Program	1.20	21 Feb 2012	<input checked="" type="checkbox"/>	<input type="checkbox"/>	<input type="checkbox"/>	<input type="checkbox"/>	<input type="checkbox"/>
8072	Transit-Oriented Development and Improved Traffic Management in Gazipur City Corporation	1.00	17 Apr 2012	<input checked="" type="checkbox"/>	<input type="checkbox"/>	<input type="checkbox"/>	<input type="checkbox"/>	<input type="checkbox"/>
8128	Coastal Towns Infrastructure Improvement Project	0.90	6 Aug 2012	<input checked="" type="checkbox"/>	<input type="checkbox"/>	<input type="checkbox"/>	<input type="checkbox"/>	<input type="checkbox"/>
8144	Capacity Building for Disaster Risk Finance	0.50	28 Aug 2012	<input checked="" type="checkbox"/>	<input type="checkbox"/>	<input type="checkbox"/>	<input type="checkbox"/>	<input type="checkbox"/>
8221	Institutional Strengthening of the Roads and Highways Department	1.50	22 Nov 2012	<input checked="" type="checkbox"/>	<input type="checkbox"/>	<input type="checkbox"/>	<input type="checkbox"/>	<input type="checkbox"/>
8228	Enhancing Efficiency of the Capital Market	0.75	28 Nov 2012	<input checked="" type="checkbox"/>	<input type="checkbox"/>	<input type="checkbox"/>	<input type="checkbox"/>	<input type="checkbox"/>
8436	Supporting Participation in the South Asia Subregional Economic Cooperation Trade Facilitation Program	1.50	20 Aug 2013	<input checked="" type="checkbox"/>	<input type="checkbox"/>	<input type="checkbox"/>	<input type="checkbox"/>	<input type="checkbox"/>
8803	Strengthening Monitoring and Enforcement in the Meghna River for Dhaka’s Sustainable Water Supply	1.00	12 Dec 2014	<input type="checkbox"/>	<input checked="" type="checkbox"/>	<input type="checkbox"/>	<input type="checkbox"/>	<input type="checkbox"/>
8956	Capacity Building of Management in Education and Skills Programs	1.50	18 Sep 2015	<input type="checkbox"/>	<input checked="" type="checkbox"/>	<input type="checkbox"/>	<input type="checkbox"/>	<input type="checkbox"/>
9068	Strengthening Capacities of Small and Medium-Sized Enterprise Stakeholders to Access Bank Financing and Services	2.00	19 Jan 2016	<input type="checkbox"/>	<input type="checkbox"/>	<input checked="" type="checkbox"/>	<input type="checkbox"/>	<input type="checkbox"/>
9275	Supporting Fourth Primary Education Development Program	0.80	13 Dec 2016	<input type="checkbox"/>	<input checked="" type="checkbox"/>	<input type="checkbox"/>	<input type="checkbox"/>	<input type="checkbox"/>
Subtotal		15.55						
Bhutan								
7887	Green Power Development Project II	1.00	10 Oct 2011	<input checked="" type="checkbox"/>	<input type="checkbox"/>	<input type="checkbox"/>	<input type="checkbox"/>	<input type="checkbox"/>
8076	Strengthening Royal Monetary Authority’s Regulatory Capacity for Nonbank Financial Institutions	0.53	11 May 2012	<input checked="" type="checkbox"/>	<input type="checkbox"/>	<input type="checkbox"/>	<input type="checkbox"/>	<input type="checkbox"/>
8437	Supporting Participation in the South Asia Subregional Economic Cooperation Trade Facilitation Program	1.50	20 Aug 2013	<input checked="" type="checkbox"/>	<input type="checkbox"/>	<input type="checkbox"/>	<input type="checkbox"/>	<input type="checkbox"/>
8623	Adapting to Climate Change through Integrated Water Resources Management	1.50	28 Feb 2014	<input checked="" type="checkbox"/>	<input type="checkbox"/>	<input type="checkbox"/>	<input type="checkbox"/>	<input type="checkbox"/>
8712	Institutional Strengthening for Skills Development	0.75	1 Sep 2014	<input checked="" type="checkbox"/>	<input type="checkbox"/>	<input type="checkbox"/>	<input type="checkbox"/>	<input type="checkbox"/>
9005	South Asia Subregional Economic Cooperation Green Power Investment Program	1.50	3 Dec 2015	<input type="checkbox"/>	<input checked="" type="checkbox"/>	<input type="checkbox"/>	<input type="checkbox"/>	<input type="checkbox"/>
9016	Decentralized Coordination and Partnerships for Gender Equality Results	1.50	9 Dec 2015	<input type="checkbox"/>	<input checked="" type="checkbox"/>	<input type="checkbox"/>	<input type="checkbox"/>	<input type="checkbox"/>
Subtotal		8.28						

continued on next page

Appendix 2 continued

JFPR No.	Title	Amount (\$ million)	ADB Approval	Status of Implementation <sup>a</sup>				
				A	B	C	D	E
Cambodia								
8121	Capacity Development for Urban Management	0.70	18 Jul 2012	<input checked="" type="checkbox"/>	<input type="checkbox"/>	<input type="checkbox"/>	<input type="checkbox"/>	<input type="checkbox"/>
8188	Country Systems in Procurement and Financial Management	1.00	4 Oct 2012	<input checked="" type="checkbox"/>	<input type="checkbox"/>	<input type="checkbox"/>	<input type="checkbox"/>	<input type="checkbox"/>
8669	Strengthening Coordination for Management of Disasters	2.00	17 Jun 2014	<input type="checkbox"/>	<input checked="" type="checkbox"/>	<input type="checkbox"/>	<input type="checkbox"/>	<input type="checkbox"/>
8773	Capacity Development for Public–Private Partnerships	1.00	27 Nov 2014	<input type="checkbox"/>	<input checked="" type="checkbox"/>	<input type="checkbox"/>	<input type="checkbox"/>	<input type="checkbox"/>
8942	Strengthening Capacity Development for National Skills Development	1.00	13 Aug 2015	<input checked="" type="checkbox"/>	<input type="checkbox"/>	<input type="checkbox"/>	<input type="checkbox"/>	<input type="checkbox"/>
9182	Second Rural Water Supply and Sanitation Sector—Additional Financing	2.00	22 Sep 2016	<input type="checkbox"/>	<input checked="" type="checkbox"/>	<input type="checkbox"/>	<input type="checkbox"/>	<input type="checkbox"/>
9300	Institutional Capacity Building in the Road Sector	1.50	24 Feb 2017	<input type="checkbox"/>	<input checked="" type="checkbox"/>	<input type="checkbox"/>	<input type="checkbox"/>	<input type="checkbox"/>
9315	Strengthening Capacity for Improved Implementation of Externally Funded Projects in Cambodia	1.40	8 May 2017	<input type="checkbox"/>	<input type="checkbox"/>	<input checked="" type="checkbox"/>	<input type="checkbox"/>	<input type="checkbox"/>
Subtotal		10.60						
Cook Islands								
7646	Public Finance Management and Public Sector Performance Review	0.30	12 Nov 2010	<input checked="" type="checkbox"/>	<input type="checkbox"/>	<input type="checkbox"/>	<input type="checkbox"/>	<input type="checkbox"/>
8439	Renewable Energy	0.50	4 Sep 2013	<input checked="" type="checkbox"/>	<input type="checkbox"/>	<input type="checkbox"/>	<input type="checkbox"/>	<input type="checkbox"/>
Subtotal		0.80						
India								
7625	Deepening Capacity Building for Mainstreaming Public–Private Partnerships	2.00	22 Oct 2010	<input checked="" type="checkbox"/>	<input type="checkbox"/>	<input type="checkbox"/>	<input type="checkbox"/>	<input type="checkbox"/>
7749	Capacity Development for Project Management of Infrastructure Development for Rural Livelihood Enhancement	1.00	29 Nov 2010	<input checked="" type="checkbox"/>	<input type="checkbox"/>	<input type="checkbox"/>	<input type="checkbox"/>	<input type="checkbox"/>
7771	Himachal Pradesh Clean Energy Transmission Investment Program	0.50	11 Jan 2011	<input checked="" type="checkbox"/>	<input type="checkbox"/>	<input type="checkbox"/>	<input type="checkbox"/>	<input type="checkbox"/>
7808	Development of the International Center for Application of Solar Energy Technologies	2.00	17 May 2011	<input checked="" type="checkbox"/>	<input type="checkbox"/>	<input type="checkbox"/>	<input type="checkbox"/>	<input type="checkbox"/>
7838	Capacity Building for North Eastern State Roads Sector	1.20	21 Jul 2011	<input checked="" type="checkbox"/>	<input type="checkbox"/>	<input type="checkbox"/>	<input type="checkbox"/>	<input type="checkbox"/>
7947	Introducing Best Practices for Septage Management	0.70	2 Dec 2011	<input checked="" type="checkbox"/>	<input type="checkbox"/>	<input type="checkbox"/>	<input type="checkbox"/>	<input type="checkbox"/>
8110	Institutional Development for Rural Roads Asset Management	1.30	12 Jul 2012	<input checked="" type="checkbox"/>	<input type="checkbox"/>	<input type="checkbox"/>	<input type="checkbox"/>	<input type="checkbox"/>
8279	Preparing the Bond Guarantee Fund for India	0.80	17 Dec 2012	<input checked="" type="checkbox"/>	<input type="checkbox"/>	<input type="checkbox"/>	<input type="checkbox"/>	<input type="checkbox"/>
8468	Capacity Building for Supporting Human Capital Development in Meghalaya	2.00	27 Sep 2013	<input type="checkbox"/>	<input checked="" type="checkbox"/>	<input type="checkbox"/>	<input type="checkbox"/>	<input type="checkbox"/>
8626	Capacity Building of the National Skill Development Agency	1.50	7 Mar 2014	<input checked="" type="checkbox"/>	<input type="checkbox"/>	<input type="checkbox"/>	<input type="checkbox"/>	<input type="checkbox"/>
8760	Capacity Building for the Additional Skill Acquisition Program	1.50	19 Nov 2014	<input type="checkbox"/>	<input checked="" type="checkbox"/>	<input type="checkbox"/>	<input type="checkbox"/>	<input type="checkbox"/>
8899	Strengthening Capacity of the National Urban Health Mission	2.00	28 May 2015	<input type="checkbox"/>	<input checked="" type="checkbox"/>	<input type="checkbox"/>	<input type="checkbox"/>	<input type="checkbox"/>
8949	Supporting the Preparation and Implementation of the Comprehensive Integrated Master Plan for the Vizag–Chennai Industrial Corridor	2.00	3 Sep 2015	<input type="checkbox"/>	<input checked="" type="checkbox"/>	<input type="checkbox"/>	<input type="checkbox"/>	<input type="checkbox"/>

continued on next page

Appendix 2 continued

JFPR No.	Title	Amount (\$ million)	ADB Approval	Status of Implementation <sup>a</sup>				
				A	B	C	D	E
9031	Supporting Rajasthan's Productive Clusters in the Delhi–Mumbai Industrial Corridor	1.00	9 Dec 2015	<input type="checkbox"/>	<input checked="" type="checkbox"/>	<input type="checkbox"/>	<input type="checkbox"/>	<input type="checkbox"/>
9330	Odisha Skill Development	2.00	21 Jun 2017	<input type="checkbox"/>	<input type="checkbox"/>	<input type="checkbox"/>	<input checked="" type="checkbox"/>	<input type="checkbox"/>
<b>Subtotal</b>		<b>21.50</b>						
<b>Indonesia</b>								
7653	Strengthening National Public Procurement Processes	1.00	19 Nov 2010	<input checked="" type="checkbox"/>	<input type="checkbox"/>	<input type="checkbox"/>	<input type="checkbox"/>	<input type="checkbox"/>
7729	Capacity Development Assistance for Public–Private Partnerships	0.50	10 Dec 2010	<input checked="" type="checkbox"/>	<input type="checkbox"/>	<input type="checkbox"/>	<input type="checkbox"/>	<input type="checkbox"/>
7768	Institutional Strengthening for the Water Resources Sector	0.50	14 Dec 2010	<input checked="" type="checkbox"/>	<input type="checkbox"/>	<input type="checkbox"/>	<input type="checkbox"/>	<input type="checkbox"/>
7843	Strengthening Sanitation Planning and Efficiency Improvement	1.00	5 Aug 2011	<input checked="" type="checkbox"/>	<input type="checkbox"/>	<input type="checkbox"/>	<input type="checkbox"/>	<input type="checkbox"/>
7849	Water Resources and River Basin Management	1.80	18 Aug 2011	<input checked="" type="checkbox"/>	<input type="checkbox"/>	<input type="checkbox"/>	<input type="checkbox"/>	<input type="checkbox"/>
7871	Integrated Citarum Water Resources Management Investment Program Periodic Financing Request 2	1.50	23 Sep 2011	<input checked="" type="checkbox"/>	<input type="checkbox"/>	<input type="checkbox"/>	<input type="checkbox"/>	<input type="checkbox"/>
7909	Implementing Effective Climate Change Adaptation Policy	0.70	8 Nov 2011	<input checked="" type="checkbox"/>	<input type="checkbox"/>	<input type="checkbox"/>	<input type="checkbox"/>	<input type="checkbox"/>
7993	Metropolitan Sanitation Management and Health Project II	1.00	13 Dec 2011	<input checked="" type="checkbox"/>	<input type="checkbox"/>	<input type="checkbox"/>	<input type="checkbox"/>	<input type="checkbox"/>
8045	Improving Domestic Connectivity	0.50	12 Dec 2011	<input checked="" type="checkbox"/>	<input type="checkbox"/>	<input type="checkbox"/>	<input type="checkbox"/>	<input type="checkbox"/>
8057	Local Government Finance and Governance Reform	0.80	20 Feb 2012	<input checked="" type="checkbox"/>	<input type="checkbox"/>	<input type="checkbox"/>	<input type="checkbox"/>	<input type="checkbox"/>
8202	Fiscal Aspect of Social Security Reform	0.80	11 Oct 2012	<input checked="" type="checkbox"/>	<input type="checkbox"/>	<input type="checkbox"/>	<input type="checkbox"/>	<input type="checkbox"/>
8224	Improving Access to Finance in Aceh and North Sumatra	0.80	8 Nov 2012	<input checked="" type="checkbox"/>	<input type="checkbox"/>	<input type="checkbox"/>	<input type="checkbox"/>	<input type="checkbox"/>
8326	Enhancing Financial Sector Governance, Risk Management, and Depth	1.00	24 Jan 2013	<input checked="" type="checkbox"/>	<input type="checkbox"/>	<input type="checkbox"/>	<input type="checkbox"/>	<input type="checkbox"/>
9391	Leveraging Information and Communication Technology for Irrigated Agricultural Information	2.00	27 Sep 2017	<input type="checkbox"/>	<input type="checkbox"/>	<input checked="" type="checkbox"/>	<input type="checkbox"/>	<input type="checkbox"/>
<b>Subtotal</b>		<b>13.90</b>						
<b>Kiribati</b>								
8478	Enhancing Economic Competitiveness through State-Owned Enterprise Reform	0.80	8 Oct 2013	<input type="checkbox"/>	<input checked="" type="checkbox"/>	<input type="checkbox"/>	<input type="checkbox"/>	<input type="checkbox"/>
<b>Subtotal</b>		<b>0.80</b>						
<b>Kyrgyz Republic</b>								
8688	Strengthening the Enabling Environment for Public–Private Partnerships	1.00	21 Jul 2014	<input checked="" type="checkbox"/>	<input type="checkbox"/>	<input type="checkbox"/>	<input type="checkbox"/>	<input type="checkbox"/>
9390	Climate Resilience and Disaster Risk Reduction in Water Resources Management	1.10	27 Sep 2017	<input type="checkbox"/>	<input type="checkbox"/>	<input checked="" type="checkbox"/>	<input type="checkbox"/>	<input type="checkbox"/>
<b>Subtotal</b>		<b>2.10</b>						
<b>Lao People's Democratic Republic</b>								
7612	Support for Post-Private Sector and Small and Medium-Sized Enterprises Development Program Partnership Framework	1.00	27 Sep 2010	<input checked="" type="checkbox"/>	<input type="checkbox"/>	<input type="checkbox"/>	<input type="checkbox"/>	<input type="checkbox"/>
7624	Capacity Strengthening for Gender Mainstreaming in the Agriculture Sector	0.48	22 Oct 2010	<input checked="" type="checkbox"/>	<input type="checkbox"/>	<input type="checkbox"/>	<input type="checkbox"/>	<input type="checkbox"/>

continued on next page



Appendix 2 continued

JFPR No.	Title	Amount (\$ million)	ADB Approval	Status of Implementation <sup>a</sup>				
				A	B	C	D	E
7728	Rural Access Improvement Project Along the East–West Economic Corridor	1.20	14 Dec 2010	<input checked="" type="checkbox"/>	<input type="checkbox"/>	<input type="checkbox"/>	<input type="checkbox"/>	<input type="checkbox"/>
7866	Renewable Energy Development in Remote Communities	1.00	9 Sep 2011	<input checked="" type="checkbox"/>	<input type="checkbox"/>	<input type="checkbox"/>	<input type="checkbox"/>	<input type="checkbox"/>
7964	Vientiane Sustainable Urban Transport	0.70	12 Dec 2011	<input checked="" type="checkbox"/>	<input type="checkbox"/>	<input type="checkbox"/>	<input type="checkbox"/>	<input type="checkbox"/>
8086	Supporting Decentralized Rural Infrastructure Development	1.00	29 May 2012	<input checked="" type="checkbox"/>	<input type="checkbox"/>	<input type="checkbox"/>	<input type="checkbox"/>	<input type="checkbox"/>
8848	Strengthening Access to Finance for Micro, Small, and Medium-Sized Enterprises	1.50	17 Dec 2014	<input checked="" type="checkbox"/>	<input type="checkbox"/>	<input type="checkbox"/>	<input type="checkbox"/>	<input type="checkbox"/>
9115	Strengthening Capacity to Develop the Employment Service System	1.50	13 May 2016	<input type="checkbox"/>	<input checked="" type="checkbox"/>	<input type="checkbox"/>	<input type="checkbox"/>	<input type="checkbox"/>
9190	Strengthening Capacity for Health Sector Governance Reforms	2.00	29 Sep 2016	<input type="checkbox"/>	<input checked="" type="checkbox"/>	<input type="checkbox"/>	<input type="checkbox"/>	<input type="checkbox"/>
9323	Sustainable Rural Infrastructure and Watershed Management Sector	1.50	31 May 2017	<input type="checkbox"/>	<input type="checkbox"/>	<input checked="" type="checkbox"/>	<input type="checkbox"/>	<input type="checkbox"/>
<b>Subtotal</b>		<b>11.88</b>						
<b>Maldives</b>								
8525	Enhancing Tax Administration Capacity	0.85	4 Dec 2013	<input checked="" type="checkbox"/>	<input type="checkbox"/>	<input type="checkbox"/>	<input type="checkbox"/>	<input type="checkbox"/>
<b>Subtotal</b>		<b>0.85</b>						
<b>Micronesia, Federated States of</b>								
7927	Strengthening Infrastructure Planning and Implementation	0.70	23 Nov 2011	<input checked="" type="checkbox"/>	<input type="checkbox"/>	<input type="checkbox"/>	<input type="checkbox"/>	<input type="checkbox"/>
8143	Pohnpei Port Development Project	0.60	23 Aug 2012	<input checked="" type="checkbox"/>	<input type="checkbox"/>	<input type="checkbox"/>	<input type="checkbox"/>	<input type="checkbox"/>
<b>Subtotal</b>		<b>1.30</b>						
<b>Mongolia</b>								
7571	Reforming Higher Education for a Knowledge Society	0.40	4 Aug 2010	<input checked="" type="checkbox"/>	<input type="checkbox"/>	<input type="checkbox"/>	<input type="checkbox"/>	<input type="checkbox"/>
7591	Ulaanbaatar Water and Sanitation Services and Planning Improvement	0.60	3 Sep 2010	<input checked="" type="checkbox"/>	<input type="checkbox"/>	<input type="checkbox"/>	<input type="checkbox"/>	<input type="checkbox"/>
7619	Updating the Energy Sector Development Plan	1.00	19 Oct 2010	<input checked="" type="checkbox"/>	<input type="checkbox"/>	<input type="checkbox"/>	<input type="checkbox"/>	<input type="checkbox"/>
7844	Road Sector Capacity Development	2.00	11 Aug 2011	<input checked="" type="checkbox"/>	<input type="checkbox"/>	<input type="checkbox"/>	<input type="checkbox"/>	<input type="checkbox"/>
7882	Fifth Health Sector Development	0.70	7 Oct 2011	<input checked="" type="checkbox"/>	<input type="checkbox"/>	<input type="checkbox"/>	<input type="checkbox"/>	<input type="checkbox"/>
7970	Ulaanbaatar Urban Services and Ger Areas Development Investment Program	1.50	13 Dec 2011	<input checked="" type="checkbox"/>	<input type="checkbox"/>	<input type="checkbox"/>	<input type="checkbox"/>	<input type="checkbox"/>
8080	Logistics Capacity Development	0.90	22 May 2012	<input checked="" type="checkbox"/>	<input type="checkbox"/>	<input type="checkbox"/>	<input type="checkbox"/>	<input type="checkbox"/>
8212	Ulaanbaatar Urban Transport Capacity Development	1.00	8 Nov 2012	<input checked="" type="checkbox"/>	<input type="checkbox"/>	<input type="checkbox"/>	<input type="checkbox"/>	<input type="checkbox"/>
8241	Promoting Inclusive Growth	1.00	6 Dec 2012	<input checked="" type="checkbox"/>	<input type="checkbox"/>	<input type="checkbox"/>	<input type="checkbox"/>	<input type="checkbox"/>
8299	Reforms in Technical and Vocational Education and Training in Mongolia	1.00	19 Dec 2012	<input checked="" type="checkbox"/>	<input type="checkbox"/>	<input type="checkbox"/>	<input type="checkbox"/>	<input type="checkbox"/>
8466	Strengthening the Health Insurance System	1.50	25 Sep 2013	<input checked="" type="checkbox"/>	<input type="checkbox"/>	<input type="checkbox"/>	<input type="checkbox"/>	<input type="checkbox"/>
8467	Ulaanbaatar Urban Planning Improvement	1.50	1 Oct 2013	<input checked="" type="checkbox"/>	<input type="checkbox"/>	<input type="checkbox"/>	<input type="checkbox"/>	<input type="checkbox"/>
8560	Tuul River Improvement	1.00	13 Dec 2013	<input checked="" type="checkbox"/>	<input type="checkbox"/>	<input type="checkbox"/>	<input type="checkbox"/>	<input type="checkbox"/>
8649	Energy Efficiency and Urban Environment Improvement	2.00	12 May 2014	<input type="checkbox"/>	<input checked="" type="checkbox"/>	<input type="checkbox"/>	<input type="checkbox"/>	<input type="checkbox"/>
8742	Transparency and Efficiency in Public Financial Management	1.10	29 Oct 2014	<input checked="" type="checkbox"/>	<input type="checkbox"/>	<input type="checkbox"/>	<input type="checkbox"/>	<input type="checkbox"/>

continued on next page

Appendix 2 continued

JFPR No.	Title	Amount (\$ million)	ADB Approval	Status of Implementation <sup>a</sup>				
				A	B	C	D	E
8802	Strategic Planning for Peatlands	0.40	12 Dec 2014	<input checked="" type="checkbox"/>	<input type="checkbox"/>	<input type="checkbox"/>	<input type="checkbox"/>	<input type="checkbox"/>
8850	Ensuring Inclusiveness and Service Delivery for Persons with Disabilities	1.00	12 Dec 2014	<input checked="" type="checkbox"/>	<input type="checkbox"/>	<input type="checkbox"/>	<input type="checkbox"/>	<input type="checkbox"/>
8874	Sustainable Forest Management to Improve Livelihood of Local Communities	2.00	13 Jan 2015	<input type="checkbox"/>	<input checked="" type="checkbox"/>	<input type="checkbox"/>	<input type="checkbox"/>	<input type="checkbox"/>
8931	Education Sector Development	1.00	16 Jul 2015	<input type="checkbox"/>	<input checked="" type="checkbox"/>	<input type="checkbox"/>	<input type="checkbox"/>	<input type="checkbox"/>
8939	Concessions for Ulaanbaatar's Municipal Services	0.70	11 Aug 2015	<input checked="" type="checkbox"/>	<input type="checkbox"/>	<input type="checkbox"/>	<input type="checkbox"/>	<input type="checkbox"/>
8960	Supporting Agriculture Value Chain	2.00	23 Sep 2015	<input type="checkbox"/>	<input checked="" type="checkbox"/>	<input type="checkbox"/>	<input type="checkbox"/>	<input type="checkbox"/>
8970	Improving Access to Health Services for Disadvantaged Groups	1.00	2 Oct 2015	<input type="checkbox"/>	<input checked="" type="checkbox"/>	<input type="checkbox"/>	<input type="checkbox"/>	<input type="checkbox"/>
9030	Ulaanbaatar Affordable Housing and Urban Renewal	1.00	10 Dec 2015	<input type="checkbox"/>	<input checked="" type="checkbox"/>	<input type="checkbox"/>	<input type="checkbox"/>	<input type="checkbox"/>
9201	Gender-Responsive Sector and Local Development Policies and Actions	0.70	5 Oct 2016	<input type="checkbox"/>	<input checked="" type="checkbox"/>	<input type="checkbox"/>	<input type="checkbox"/>	<input type="checkbox"/>
9216	Sustaining Access to and Quality of Education during Economic Difficulties	0.80	3 Nov 2016	<input type="checkbox"/>	<input checked="" type="checkbox"/>	<input type="checkbox"/>	<input type="checkbox"/>	<input type="checkbox"/>
9230	Sustainable Tourism Development Project	1.10	14 Nov 2016	<input type="checkbox"/>	<input checked="" type="checkbox"/>	<input type="checkbox"/>	<input type="checkbox"/>	<input type="checkbox"/>
9233	Conservation of Forest Genetic Resources	0.50	18 Nov 2016	<input type="checkbox"/>	<input checked="" type="checkbox"/>	<input type="checkbox"/>	<input type="checkbox"/>	<input type="checkbox"/>
9376	Supporting the Development of an Education Sector Master Plan	0.60	15 Sep 2017	<input type="checkbox"/>	<input type="checkbox"/>	<input checked="" type="checkbox"/>	<input type="checkbox"/>	<input type="checkbox"/>
9386	Development of the Health Sector Master Plan, 2019–2027	1.00	21 Sep 2017	<input type="checkbox"/>	<input type="checkbox"/>	<input checked="" type="checkbox"/>	<input type="checkbox"/>	<input type="checkbox"/>
9440	Implementing Innovative Approaches for Improved Water Governance	1.00	5 Dec 2017	<input type="checkbox"/>	<input type="checkbox"/>	<input type="checkbox"/>	<input checked="" type="checkbox"/>	<input type="checkbox"/>
9451	Preparing the Aimag and Soum Centers Regional Development Investment Program	1.50	5 Dec 2017	<input type="checkbox"/>	<input type="checkbox"/>	<input type="checkbox"/>	<input checked="" type="checkbox"/>	<input type="checkbox"/>
<b>Subtotal</b>		<b>33.50</b>						
<b>Myanmar</b>								
8190	Trade Facilitation Support for ASEAN Economic Community Blueprint Implementation (Myanmar)	0.23	8 Oct 2012	<input checked="" type="checkbox"/>	<input type="checkbox"/>	<input type="checkbox"/>	<input type="checkbox"/>	<input type="checkbox"/>
8327	Developing the Asset Management Program for Myanmar Roads	1.36	20 Feb 2013	<input checked="" type="checkbox"/>	<input type="checkbox"/>	<input type="checkbox"/>	<input type="checkbox"/>	<input type="checkbox"/>
8330	Greater Mekong Subregion East–West Economic Corridor Eindu to Kawkaik Road Improvement	1.50	21 Feb 2013	<input checked="" type="checkbox"/>	<input type="checkbox"/>	<input type="checkbox"/>	<input type="checkbox"/>	<input type="checkbox"/>
8342	Power Transmission and Distribution Improvement	1.50	22 Mar 2013	<input type="checkbox"/>	<input checked="" type="checkbox"/>	<input type="checkbox"/>	<input type="checkbox"/>	<input type="checkbox"/>
8356	Institutional Strengthening of National Energy Management Committee in Energy Policy and Planning	1.35	24 Apr 2013	<input checked="" type="checkbox"/>	<input type="checkbox"/>	<input type="checkbox"/>	<input type="checkbox"/>	<input type="checkbox"/>
8377	Capacity Development of the National Statistical System	1.20	6 Jun 2013	<input type="checkbox"/>	<input checked="" type="checkbox"/>	<input type="checkbox"/>	<input type="checkbox"/>	<input type="checkbox"/>
8456	Transformation of Urban Management	2.00	20 Sep 2013	<input checked="" type="checkbox"/>	<input type="checkbox"/>	<input type="checkbox"/>	<input type="checkbox"/>	<input type="checkbox"/>
8634	Skills Development for Inclusive Growth	2.00	2 Apr 2014	<input checked="" type="checkbox"/>	<input type="checkbox"/>	<input type="checkbox"/>	<input type="checkbox"/>	<input type="checkbox"/>
8651	Strengthening Institutions for a Better Investment Climate	1.50	14 May 2014	<input type="checkbox"/>	<input checked="" type="checkbox"/>	<input type="checkbox"/>	<input type="checkbox"/>	<input type="checkbox"/>
8657	Off-Grid Renewable Energy Demonstration	2.00	23 May 2014	<input checked="" type="checkbox"/>	<input type="checkbox"/>	<input type="checkbox"/>	<input type="checkbox"/>	<input type="checkbox"/>
8987	Improving Road Network Management and Safety	2.00	9 Nov 2015	<input type="checkbox"/>	<input checked="" type="checkbox"/>	<input type="checkbox"/>	<input type="checkbox"/>	<input type="checkbox"/>

continued on next page

Appendix 2 continued

JFPR No.	Title	Amount (\$ million)	ADB Approval	Status of Implementation <sup>a</sup>				
				A	B	C	D	E
9074	Capacity Development for Project Implementation	2.00	29 Jan 2016	<input type="checkbox"/>	<input checked="" type="checkbox"/>	<input type="checkbox"/>	<input type="checkbox"/>	<input type="checkbox"/>
9314	Second Greater Mekong Subregion Highway Modernization	2.00	21 Apr 2017	<input type="checkbox"/>	<input type="checkbox"/>	<input checked="" type="checkbox"/>	<input type="checkbox"/>	<input type="checkbox"/>
<b>Subtotal</b>		<b>20.64</b>						
<b>Nepal</b>								
7573	Decentralized Rural Infrastructure and Livelihood Project II	0.50	9 Aug 2010	<input checked="" type="checkbox"/>	<input type="checkbox"/>	<input type="checkbox"/>	<input type="checkbox"/>	<input type="checkbox"/>
7590	Preparing Hydropower Development for Energy Crisis	2.00	2 Sep 2010	<input checked="" type="checkbox"/>	<input type="checkbox"/>	<input type="checkbox"/>	<input type="checkbox"/>	<input type="checkbox"/>
7666	Energy Access and Efficiency Improvement Project II	0.60	26 Nov 2010	<input checked="" type="checkbox"/>	<input type="checkbox"/>	<input type="checkbox"/>	<input type="checkbox"/>	<input type="checkbox"/>
7727	Integrated Urban Development	0.80	13 Dec 2010	<input checked="" type="checkbox"/>	<input type="checkbox"/>	<input type="checkbox"/>	<input type="checkbox"/>	<input type="checkbox"/>
7777	Improving Access to Finance Sector Development Program	0.60	27 Jan 2011	<input checked="" type="checkbox"/>	<input type="checkbox"/>	<input type="checkbox"/>	<input type="checkbox"/>	<input type="checkbox"/>
7936	Kathmandu Valley Urban Environment Improvement	0.70	1 Dec 2011	<input checked="" type="checkbox"/>	<input type="checkbox"/>	<input type="checkbox"/>	<input type="checkbox"/>	<input type="checkbox"/>
7992	Skills Development	0.50	9 Dec 2011	<input checked="" type="checkbox"/>	<input type="checkbox"/>	<input type="checkbox"/>	<input type="checkbox"/>	<input type="checkbox"/>
8050	Bagmati River Basin Improvement	0.80	24 Jan 2012	<input checked="" type="checkbox"/>	<input type="checkbox"/>	<input type="checkbox"/>	<input type="checkbox"/>	<input type="checkbox"/>
8329	Support for Sustainable Energy Management and Reforms	1.50	21 Feb 2013	<input checked="" type="checkbox"/>	<input type="checkbox"/>	<input type="checkbox"/>	<input type="checkbox"/>	<input type="checkbox"/>
8412	South Asia Subregional Economic Cooperation Power System Expansion	1.00	30 Jul 2013	<input checked="" type="checkbox"/>	<input type="checkbox"/>	<input type="checkbox"/>	<input type="checkbox"/>	<input type="checkbox"/>
8442	Supporting Participation in the South Asia Subregional Economic Cooperation Trade Facilitation Program	1.50	2 Sep 2013	<input checked="" type="checkbox"/>	<input type="checkbox"/>	<input type="checkbox"/>	<input type="checkbox"/>	<input type="checkbox"/>
9334	Strengthening the Capacity of Nepal's Energy Sector to Deliver Gender Equality and Social Inclusion Results	2.00	29 Jun 2017	<input type="checkbox"/>	<input type="checkbox"/>	<input checked="" type="checkbox"/>	<input type="checkbox"/>	<input type="checkbox"/>
9346	South Asia Subregional Economic Cooperation Customs Reform and Modernization for Trade Facilitation	1.00	24 Jul 2017	<input type="checkbox"/>	<input checked="" type="checkbox"/>	<input type="checkbox"/>	<input type="checkbox"/>	<input type="checkbox"/>
<b>Subtotal</b>		<b>13.50</b>						
<b>Pakistan</b>								
8800	Balochistan Water Resources Development	1.10	15 Dec 2014	<input type="checkbox"/>	<input checked="" type="checkbox"/>	<input type="checkbox"/>	<input type="checkbox"/>	<input type="checkbox"/>
9223	Provincial Strategy for Inclusive and Sustainable Urban Growth	2.00	7 Nov 2016	<input type="checkbox"/>	<input checked="" type="checkbox"/>	<input type="checkbox"/>	<input type="checkbox"/>	<input type="checkbox"/>
9255	Institutional Transformation of the Punjab Irrigation Department to a Water Resources Department	2.00	5 Dec 2016	<input type="checkbox"/>	<input type="checkbox"/>	<input checked="" type="checkbox"/>	<input type="checkbox"/>	<input type="checkbox"/>
<b>Subtotal</b>		<b>5.10</b>						
<b>Papua New Guinea</b>								
7782	Facilitating Public-Private Partnerships	0.80	23 Feb 2011	<input checked="" type="checkbox"/>	<input type="checkbox"/>	<input type="checkbox"/>	<input type="checkbox"/>	<input type="checkbox"/>
7869	Maritime and Waterways Safety	0.60	20 Sep 2011	<input checked="" type="checkbox"/>	<input type="checkbox"/>	<input type="checkbox"/>	<input type="checkbox"/>	<input type="checkbox"/>
<b>Subtotal</b>		<b>1.40</b>						
<b>Philippines</b>								
7716	Decentralized Framework for Sustainable Natural Resources and Rural Infrastructure Management	1.30	17 Dec 2010	<input checked="" type="checkbox"/>	<input type="checkbox"/>	<input type="checkbox"/>	<input type="checkbox"/>	<input type="checkbox"/>
7733	Support for Social Protection Reform	1.40	13 Dec 2010	<input checked="" type="checkbox"/>	<input type="checkbox"/>	<input type="checkbox"/>	<input type="checkbox"/>	<input type="checkbox"/>
7806	Results-Oriented Strategic Planning and Development Management for Inclusive Growth	1.00	13 Apr 2011	<input checked="" type="checkbox"/>	<input type="checkbox"/>	<input type="checkbox"/>	<input type="checkbox"/>	<input type="checkbox"/>
7809	Support to Local Government Revenue Generation and Land Administration Reforms	1.50	19 May 2011	<input checked="" type="checkbox"/>	<input type="checkbox"/>	<input type="checkbox"/>	<input type="checkbox"/>	<input type="checkbox"/>

continued on next page

Appendix 2 continued

JFPR No.	Title	Amount (\$ million)	ADB Approval	Status of Implementation <sup>a</sup>				
				A	B	C	D	E
7870	Strengthening Institutions for an Improved Investment Climate	1.00	26 Sep 2011	<input checked="" type="checkbox"/>	<input type="checkbox"/>	<input type="checkbox"/>	<input type="checkbox"/>	<input type="checkbox"/>
8038	Capacity Development of Financial Regulators	1.00	16 Dec 2011	<input checked="" type="checkbox"/>	<input type="checkbox"/>	<input type="checkbox"/>	<input type="checkbox"/>	<input type="checkbox"/>
8195	Davao Sustainable Urban Transport	1.00	19 Oct 2012	<input checked="" type="checkbox"/>	<input type="checkbox"/>	<input type="checkbox"/>	<input type="checkbox"/>	<input type="checkbox"/>
8258	Capacity Building for Microinsurance	1.00	11 Dec 2012	<input checked="" type="checkbox"/>	<input type="checkbox"/>	<input type="checkbox"/>	<input type="checkbox"/>	<input type="checkbox"/>
8354	Supporting Capacity Development for the Bureau of Internal Revenue	1.00	12 Apr 2013	<input checked="" type="checkbox"/>	<input type="checkbox"/>	<input type="checkbox"/>	<input type="checkbox"/>	<input type="checkbox"/>
8493	Climate Resilience and Green Growth in Critical Watersheds	1.75	25 Oct 2013	<input checked="" type="checkbox"/>	<input type="checkbox"/>	<input type="checkbox"/>	<input type="checkbox"/>	<input type="checkbox"/>
8590	Enhancing Capacities for the KALAH-I-CIDSS National Community-Driven Development	1.50	18 Dec 2013	<input type="checkbox"/>	<input checked="" type="checkbox"/>	<input type="checkbox"/>	<input type="checkbox"/>	<input type="checkbox"/>
8650	Strengthening Evaluation and Fiscal Cost Management of Public-Private Partnerships	2.00	15 May 2014	<input checked="" type="checkbox"/>	<input type="checkbox"/>	<input type="checkbox"/>	<input type="checkbox"/>	<input type="checkbox"/>
8718	Strengthening Treasury Operations and Capital Market Reform	0.50	17 Sep 2014	<input checked="" type="checkbox"/>	<input type="checkbox"/>	<input type="checkbox"/>	<input type="checkbox"/>	<input type="checkbox"/>
9004	Implementing the Senior High School Support Program	1.50	3 Dec 2015	<input type="checkbox"/>	<input checked="" type="checkbox"/>	<input type="checkbox"/>	<input type="checkbox"/>	<input type="checkbox"/>
<b>Subtotal</b>		<b>17.45</b>						
<b>Solomon Islands</b>								
7715	Supporting Transport Sector Development	0.80	15 Dec 2010	<input checked="" type="checkbox"/>	<input type="checkbox"/>	<input type="checkbox"/>	<input type="checkbox"/>	<input type="checkbox"/>
8217	Strengthening Country Safeguard Systems in the Transport Sector	0.60	16 Nov 2012	<input checked="" type="checkbox"/>	<input type="checkbox"/>	<input type="checkbox"/>	<input type="checkbox"/>	<input type="checkbox"/>
<b>Subtotal</b>		<b>1.40</b>						
<b>Sri Lanka</b>								
7600	Multimodal Transport	1.00	17 Sep 2010	<input checked="" type="checkbox"/>	<input type="checkbox"/>	<input type="checkbox"/>	<input type="checkbox"/>	<input type="checkbox"/>
7659	Lagging Local Authorities Infrastructure Development	0.70	23 Nov 2010	<input checked="" type="checkbox"/>	<input type="checkbox"/>	<input type="checkbox"/>	<input type="checkbox"/>	<input type="checkbox"/>
7746	Technical Education and Vocational Training Sector Development	0.80	10 Dec 2010	<input checked="" type="checkbox"/>	<input type="checkbox"/>	<input type="checkbox"/>	<input type="checkbox"/>	<input type="checkbox"/>
9080	Cluster Development and Small and Medium-Sized Enterprise Finance Innovation	2.00	15 Feb 2016	<input type="checkbox"/>	<input checked="" type="checkbox"/>	<input type="checkbox"/>	<input type="checkbox"/>	<input type="checkbox"/>
9161	National Port Master Plan	1.50	29 Aug 2016	<input type="checkbox"/>	<input checked="" type="checkbox"/>	<input type="checkbox"/>	<input type="checkbox"/>	<input type="checkbox"/>
9213	Developing the Capital Market	0.50	26 Oct 2016	<input type="checkbox"/>	<input checked="" type="checkbox"/>	<input type="checkbox"/>	<input type="checkbox"/>	<input type="checkbox"/>
<b>Subtotal</b>		<b>6.50</b>						
<b>Tajikistan</b>								
8394	Access to Green Finance	0.75	25 Jun 2013	<input type="checkbox"/>	<input checked="" type="checkbox"/>	<input type="checkbox"/>	<input type="checkbox"/>	<input type="checkbox"/>
8546	Strengthening Private Sector Participation in Technical and Vocational Education and Training	0.70	10 Dec 2013	<input checked="" type="checkbox"/>	<input type="checkbox"/>	<input type="checkbox"/>	<input type="checkbox"/>	<input type="checkbox"/>
8557	Investment Climate Reforms	1.00	13 Dec 2013	<input type="checkbox"/>	<input checked="" type="checkbox"/>	<input type="checkbox"/>	<input type="checkbox"/>	<input type="checkbox"/>
9183	Water Resources Management in Pyanj River Basin	2.00	28 Sep 2016	<input type="checkbox"/>	<input checked="" type="checkbox"/>	<input type="checkbox"/>	<input type="checkbox"/>	<input type="checkbox"/>
<b>Subtotal</b>		<b>4.45</b>						
<b>Thailand</b>								
7998	Development of a Strategic Framework for Financial Inclusion	1.50	15 Dec 2011	<input checked="" type="checkbox"/>	<input type="checkbox"/>	<input type="checkbox"/>	<input type="checkbox"/>	<input type="checkbox"/>
8194	Accounting and Financial Management System Reform of Thailand's Railway Sector	0.95	19 Oct 2012	<input checked="" type="checkbox"/>	<input type="checkbox"/>	<input type="checkbox"/>	<input type="checkbox"/>	<input type="checkbox"/>

continued on next page



Appendix 2 continued

JFPR No.	Title	Amount (\$ million)	ADB Approval	Status of Implementation <sup>a</sup>				
				A	B	C	D	E
8267	Strengthening Integrated Water and Flood Management Implementation	1.50	11 Dec 2012	<input checked="" type="checkbox"/>	<input type="checkbox"/>	<input type="checkbox"/>	<input type="checkbox"/>	<input type="checkbox"/>
9010	Strengthening Specialized and Semi-Formal Financial Institutions to Support Financial Inclusion	1.50	8 Dec 2015	<input type="checkbox"/>	<input checked="" type="checkbox"/>	<input type="checkbox"/>	<input type="checkbox"/>	<input type="checkbox"/>
9204	Strengthening Integrated Water Resource Planning and Management at River Basin Level	1.00	14 Oct 2016	<input type="checkbox"/>	<input checked="" type="checkbox"/>	<input type="checkbox"/>	<input type="checkbox"/>	<input type="checkbox"/>
<b>Subtotal</b>		<b>6.45</b>						
<b>Timor-Leste</b>								
7698	Supporting Road Network Development	0.23	13 Dec 2010	<input checked="" type="checkbox"/>	<input type="checkbox"/>	<input type="checkbox"/>	<input type="checkbox"/>	<input type="checkbox"/>
7741	Support for Effective Aid Management	0.60	14 Dec 2010	<input checked="" type="checkbox"/>	<input type="checkbox"/>	<input type="checkbox"/>	<input type="checkbox"/>	<input type="checkbox"/>
8256	Preparing for Regional Economic Integration	0.85	10 Dec 2012	<input checked="" type="checkbox"/>	<input type="checkbox"/>	<input type="checkbox"/>	<input type="checkbox"/>	<input type="checkbox"/>
<b>Subtotal</b>		<b>1.68</b>						
<b>Tonga</b>								
7940	Outer Island Renewable Energy	0.50	2 Dec 2011	<input checked="" type="checkbox"/>	<input type="checkbox"/>	<input type="checkbox"/>	<input type="checkbox"/>	<input type="checkbox"/>
<b>Subtotal</b>		<b>0.50</b>						
<b>Uzbekistan</b>								
7917	Amu Bukhara Irrigation System Rehabilitation	1.50	15 Nov 2011	<input checked="" type="checkbox"/>	<input type="checkbox"/>	<input type="checkbox"/>	<input type="checkbox"/>	<input type="checkbox"/>
9256	Skills Strategies for Industrial Modernization and Inclusive Growth	0.90	5 Dec 2016	<input type="checkbox"/>	<input checked="" type="checkbox"/>	<input type="checkbox"/>	<input type="checkbox"/>	<input type="checkbox"/>
9459	Power Sector Reform and Sustainability Support Program	2.00	12 Dec 2017	<input type="checkbox"/>	<input type="checkbox"/>	<input type="checkbox"/>	<input checked="" type="checkbox"/>	<input type="checkbox"/>
<b>Subtotal</b>		<b>4.40</b>						
<b>Vanuatu</b>								
7588	State-Owned Enterprise Rationalization Program	0.50	1 Sep 2010	<input checked="" type="checkbox"/>	<input type="checkbox"/>	<input type="checkbox"/>	<input type="checkbox"/>	<input type="checkbox"/>
<b>Subtotal</b>		<b>0.50</b>						
<b>Viet Nam</b>								
7611	Strengthening Institutional and Financial Arrangements, Operations and Maintenance, and Governance in Road Transport	1.00	24 Sep 2010	<input checked="" type="checkbox"/>	<input type="checkbox"/>	<input type="checkbox"/>	<input type="checkbox"/>	<input type="checkbox"/>
7885	Support to Central and Local Governments to Implement Urban Environmental Improvement Programs	2.00	12 Oct 2011	<input checked="" type="checkbox"/>	<input type="checkbox"/>	<input type="checkbox"/>	<input type="checkbox"/>	<input type="checkbox"/>
7900	Improvement of Road Safety and Climate Resilience on National Highways	1.50	27 Oct 2011	<input checked="" type="checkbox"/>	<input type="checkbox"/>	<input type="checkbox"/>	<input type="checkbox"/>	<input type="checkbox"/>
7926	Water Resources Development in the Mid- and Northeast Red River Delta	0.80	24 Nov 2011	<input checked="" type="checkbox"/>	<input type="checkbox"/>	<input type="checkbox"/>	<input type="checkbox"/>	<input type="checkbox"/>
8108	Supporting Microfinance Development	0.50	5 Jul 2012	<input checked="" type="checkbox"/>	<input type="checkbox"/>	<input type="checkbox"/>	<input type="checkbox"/>	<input type="checkbox"/>
8310	Capacity Building and Coordination Improvement for Effective Regional Cooperation Investment Planning	0.80	21 Dec 2012	<input checked="" type="checkbox"/>	<input type="checkbox"/>	<input type="checkbox"/>	<input type="checkbox"/>	<input type="checkbox"/>
8391	Strengthening Microfinance Sector Operations and Supervision	1.00	21 Jun 2013	<input type="checkbox"/>	<input checked="" type="checkbox"/>	<input type="checkbox"/>	<input type="checkbox"/>	<input type="checkbox"/>
8592	Improving Payment for Forest Ecosystem Service Implementation	1.50	16 Dec 2013	<input checked="" type="checkbox"/>	<input type="checkbox"/>	<input type="checkbox"/>	<input type="checkbox"/>	<input type="checkbox"/>
8698	Second Secondary Education Sector Development Program	1.00	13 Aug 2014	<input checked="" type="checkbox"/>	<input type="checkbox"/>	<input type="checkbox"/>	<input type="checkbox"/>	<input type="checkbox"/>

continued on next page

Appendix 2 continued

JFPR No.	Title	Amount (\$ million)	ADB Approval	Status of Implementation <sup>a</sup>				
				A	B	C	D	E
8726	Implementation of Civil Service Reform Plan	1.00	23 Sep 2014	<input checked="" type="checkbox"/>	<input type="checkbox"/>	<input type="checkbox"/>	<input type="checkbox"/>	<input type="checkbox"/>
8902	Capacity Building for Project Management Unit Professionalization	1.50	22 May 2015	<input type="checkbox"/>	<input checked="" type="checkbox"/>	<input type="checkbox"/>	<input type="checkbox"/>	<input type="checkbox"/>
9221	Strengthening the Policy and Institutional Framework of Social Health Insurance	1.80	4 Nov 2016	<input type="checkbox"/>	<input type="checkbox"/>	<input checked="" type="checkbox"/>	<input type="checkbox"/>	<input type="checkbox"/>
9355	Enhancing Agricultural Competitiveness in Viet Nam	1.80	11 Aug 2017	<input type="checkbox"/>	<input type="checkbox"/>	<input checked="" type="checkbox"/>	<input type="checkbox"/>	<input type="checkbox"/>
9449	Support to Viet Nam Academy of Social Sciences	1.20	22 Nov 2017	<input type="checkbox"/>	<input type="checkbox"/>	<input checked="" type="checkbox"/>	<input type="checkbox"/>	<input type="checkbox"/>
<b>Subtotal</b>		<b>17.40</b>						
<b>Regional</b>								
7539	Asian Bonds Online Website Project, Phase III	1.00	31 May 2010	<input checked="" type="checkbox"/>	<input type="checkbox"/>	<input type="checkbox"/>	<input type="checkbox"/>	<input type="checkbox"/>
7580	Capacity Development of Selected Developing Member Countries on International Taxation: Eighteenth Tax Conference	0.18	20 Aug 2010	<input checked="" type="checkbox"/>	<input type="checkbox"/>	<input type="checkbox"/>	<input type="checkbox"/>	<input type="checkbox"/>
7744	Asia-Pacific Community of Practice on Managing for Development Results—From Concept to Practice	0.71	21 Dec 2010	<input checked="" type="checkbox"/>	<input type="checkbox"/>	<input type="checkbox"/>	<input type="checkbox"/>	<input type="checkbox"/>
7794	Implementing the Pacific Regional Audit Initiative	1.30	29 Mar 2011	<input checked="" type="checkbox"/>	<input type="checkbox"/>	<input type="checkbox"/>	<input type="checkbox"/>	<input type="checkbox"/>
7800	Building Capacity for Statistics in the Pacific	1.00	30 Mar 2011	<input checked="" type="checkbox"/>	<input type="checkbox"/>	<input type="checkbox"/>	<input type="checkbox"/>	<input type="checkbox"/>
7812	Developing a Disaster Risk Financing Capability	2.00	23 May 2011	<input checked="" type="checkbox"/>	<input type="checkbox"/>	<input type="checkbox"/>	<input type="checkbox"/>	<input type="checkbox"/>
7852	Nineteenth Tax Conference	0.20	5 Sep 2011	<input checked="" type="checkbox"/>	<input type="checkbox"/>	<input type="checkbox"/>	<input type="checkbox"/>	<input type="checkbox"/>
7920	Supporting Water Operators' Partnerships in Asia and the Pacific	2.00	16 Nov 2011	<input checked="" type="checkbox"/>	<input type="checkbox"/>	<input type="checkbox"/>	<input type="checkbox"/>	<input type="checkbox"/>
7950	Smart Grid Capacity Development	1.40	7 Dec 2011	<input type="checkbox"/>	<input checked="" type="checkbox"/>	<input type="checkbox"/>	<input type="checkbox"/>	<input type="checkbox"/>
7967	Innovations for More Food with Less Water	1.40	8 Dec 2011	<input checked="" type="checkbox"/>	<input type="checkbox"/>	<input type="checkbox"/>	<input type="checkbox"/>	<input type="checkbox"/>
8012	Enabling Climate Change Responses in Asia and the Pacific—Disaster Risk Finance for Total Climate Risk (Subproject 6)	1.00	9 Dec 2011	<input checked="" type="checkbox"/>	<input type="checkbox"/>	<input type="checkbox"/>	<input type="checkbox"/>	<input type="checkbox"/>
8060	Promoting Innovations in Wastewater Management in Asia and the Pacific	2.00	15 Mar 2012	<input checked="" type="checkbox"/>	<input type="checkbox"/>	<input type="checkbox"/>	<input type="checkbox"/>	<input type="checkbox"/>
8066	Quality Primary Education in the North Pacific	1.35	29 Mar 2012	<input checked="" type="checkbox"/>	<input type="checkbox"/>	<input type="checkbox"/>	<input type="checkbox"/>	<input type="checkbox"/>
8074	Applying Remote Sensing Technology in River Basin Management	2.00	27 Apr 2012	<input checked="" type="checkbox"/>	<input type="checkbox"/>	<input type="checkbox"/>	<input type="checkbox"/>	<input type="checkbox"/>
8075	Improving Road Safety in the Association of Southeast Asian Nations	1.50	25 Apr 2012	<input checked="" type="checkbox"/>	<input type="checkbox"/>	<input type="checkbox"/>	<input type="checkbox"/>	<input type="checkbox"/>
8079	Trade Facilitation Support for ASEAN Economic Community Blueprint Implementation (Greater Mekong Subregion/Indonesia–Malaysia–Thailand Growth Triangle)	2.00	17 May 2012	<input checked="" type="checkbox"/>	<input type="checkbox"/>	<input type="checkbox"/>	<input type="checkbox"/>	<input type="checkbox"/>
8168	Implementation of Sustainable Transport in Asia and the Pacific—Promoting Socially Sustainable Transport through Improving Nonmotorized Transport (Subproject 4)	2.00	19 Sep 2012	<input checked="" type="checkbox"/>	<input type="checkbox"/>	<input type="checkbox"/>	<input type="checkbox"/>	<input type="checkbox"/>
8238	Strengthening Disaster and Climate Risk Resilience in Urban Development in the Pacific	0.65	5 Dec 2012	<input checked="" type="checkbox"/>	<input type="checkbox"/>	<input type="checkbox"/>	<input type="checkbox"/>	<input type="checkbox"/>
8359	Regional Climate Projections Consortium and Data Facility in Asia and the Pacific	1.96	24 Apr 2013	<input checked="" type="checkbox"/>	<input type="checkbox"/>	<input type="checkbox"/>	<input type="checkbox"/>	<input type="checkbox"/>

continued on next page

Appendix 2 continued

JFPR No.	Title	Amount (\$ million)	ADB Approval	Status of Implementation <sup>a</sup>				
				A	B	C	D	E
8369	Innovative Data Collection Methods for Agricultural and Rural Statistics	2.00	20 May 2013	<input checked="" type="checkbox"/>	<input type="checkbox"/>	<input type="checkbox"/>	<input type="checkbox"/>	<input type="checkbox"/>
8389	Support for a Regional Platform on Innovations in Education and Human Resources Development for Competitiveness towards an Integrated ASEAN Community	1.40	21 Jun 2013	<input checked="" type="checkbox"/>	<input type="checkbox"/>	<input type="checkbox"/>	<input type="checkbox"/>	<input type="checkbox"/>
8435	Trade Facilitation in South Asia	1.50	20 Aug 2013	<input type="checkbox"/>	<input checked="" type="checkbox"/>	<input type="checkbox"/>	<input type="checkbox"/>	<input type="checkbox"/>
8458	Mitigation of Hazardous Waste Contamination in Urban Areas: Supporting Inclusive Growth	1.50	17 Sep 2013	<input checked="" type="checkbox"/>	<input type="checkbox"/>	<input type="checkbox"/>	<input type="checkbox"/>	<input type="checkbox"/>
8517	Implementing the Pacific Regional Audit Initiative (Phase 2)	1.30	25 Nov 2013	<input type="checkbox"/>	<input checked="" type="checkbox"/>	<input type="checkbox"/>	<input type="checkbox"/>	<input type="checkbox"/>
8584	Coordinated Border Management for Results in Central Asia Regional Economic Cooperation	1.25	16 Dec 2013	<input checked="" type="checkbox"/>	<input type="checkbox"/>	<input type="checkbox"/>	<input type="checkbox"/>	<input type="checkbox"/>
8585	Aligning Customs Trade Facilitation Measures with Best Practices in Central Asia Regional Economic Cooperation	1.25	16 Dec 2013	<input checked="" type="checkbox"/>	<input type="checkbox"/>	<input type="checkbox"/>	<input type="checkbox"/>	<input type="checkbox"/>
8586	Facilitation of Regional Transit Trade in Central Asia Regional Economic Cooperation	1.50	16 Dec 2013	<input checked="" type="checkbox"/>	<input type="checkbox"/>	<input type="checkbox"/>	<input type="checkbox"/>	<input type="checkbox"/>
8640	Enhancing Transparency and Exchange of Information for Tax Purposes	0.82	22 Apr 2014	<input checked="" type="checkbox"/>	<input type="checkbox"/>	<input type="checkbox"/>	<input type="checkbox"/>	<input type="checkbox"/>
8654	Supporting the Use of Carbon Financing from New Carbon Market Mechanisms to Promote Green Growth in Asia and the Pacific	1.50	23 May 2014	<input checked="" type="checkbox"/>	<input type="checkbox"/>	<input type="checkbox"/>	<input type="checkbox"/>	<input type="checkbox"/>
8674	Trade and Transport Facilitation in the Pacific	2.00	30 Jun 2014	<input type="checkbox"/>	<input checked="" type="checkbox"/>	<input type="checkbox"/>	<input type="checkbox"/>	<input type="checkbox"/>
8693	Food Security and Resilience of the Association of Southeast Asian Nations Member States to Food Price Volatility	0.80	11 Jul 2014	<input checked="" type="checkbox"/>	<input type="checkbox"/>	<input type="checkbox"/>	<input type="checkbox"/>	<input type="checkbox"/>
8707	Strengthening Trade Facilitation in the Greater Mekong Subregion through Partnerships with the Private Sector	1.50	22 Aug 2014	<input checked="" type="checkbox"/>	<input type="checkbox"/>	<input type="checkbox"/>	<input type="checkbox"/>	<input type="checkbox"/>
8709	Strengthening Institutional Knowledge and Capacity of Customs Administrators for Trade Facilitation within the Association of Southeast Asian Nations	1.50	22 Aug 2014	<input checked="" type="checkbox"/>	<input type="checkbox"/>	<input type="checkbox"/>	<input type="checkbox"/>	<input type="checkbox"/>
8732	Enhancing Capacity of Sanitary and Phytosanitary Arrangements to Facilitate Trade in the Greater Mekong Subregion	2.00	2 Oct 2014	<input type="checkbox"/>	<input checked="" type="checkbox"/>	<input type="checkbox"/>	<input type="checkbox"/>	<input type="checkbox"/>
8736	South Asian Association for Regional Cooperation Food Security through Control of Transboundary Animal Diseases	2.00	10 Oct 2014	<input type="checkbox"/>	<input checked="" type="checkbox"/>	<input type="checkbox"/>	<input type="checkbox"/>	<input type="checkbox"/>
8774	Education and Skills for Employment in Central and West Asia	1.00	3 Dec 2014	<input type="checkbox"/>	<input checked="" type="checkbox"/>	<input type="checkbox"/>	<input type="checkbox"/>	<input type="checkbox"/>
8824	Enhancing Roles of Supreme Audit Institutions in Selected Association of Southeast Asian Nations Countries	0.80	12 Dec 2014	<input type="checkbox"/>	<input checked="" type="checkbox"/>	<input type="checkbox"/>	<input type="checkbox"/>	<input type="checkbox"/>
8881	Capacity Building for Developing Qualification Frameworks under the Mutual Recognition Agreements to Support the ASEAN Economic Community by 2015 and Beyond	1.20	6 Mar 2015	<input type="checkbox"/>	<input checked="" type="checkbox"/>	<input type="checkbox"/>	<input type="checkbox"/>	<input type="checkbox"/>
8884	Applying Space-Based Technology and Information and Communication Technology to Strengthen Disaster Resilience	2.00	31 Mar 2015	<input checked="" type="checkbox"/>	<input type="checkbox"/>	<input type="checkbox"/>	<input type="checkbox"/>	<input type="checkbox"/>
9095	Strengthening Integrated Water Resources Management in Mountainous River Basins	2.00	12 Apr 2016	<input type="checkbox"/>	<input checked="" type="checkbox"/>	<input type="checkbox"/>	<input type="checkbox"/>	<input type="checkbox"/>
9111	Strengthening Developing Member Countries' Capacity in Elderly Care	2.00	13 May 2016	<input type="checkbox"/>	<input checked="" type="checkbox"/>	<input type="checkbox"/>	<input type="checkbox"/>	<input type="checkbox"/>

continued on next page

Appendix 2 *continued*

JFPR No.	Title	Amount (\$ million)	ADB Approval	Status of Implementation <sup>a</sup>				
				A	B	C	D	E
9170	Promoting Smart Systems in ADB's Future Cities Program	2.00	5 Sep 2016	<input type="checkbox"/>	<input checked="" type="checkbox"/>	<input type="checkbox"/>	<input type="checkbox"/>	<input type="checkbox"/>
9235	Strengthening Tax Policy and Administration Capacity to Mobilize Domestic Resources	1.00	16 Nov 2016	<input type="checkbox"/>	<input checked="" type="checkbox"/>	<input type="checkbox"/>	<input type="checkbox"/>	<input type="checkbox"/>
9288	Strengthening Government and Civil Society Cooperation in Open Government Partnership to Improve Public Services	1.00	12 Dec 2016	<input type="checkbox"/>	<input checked="" type="checkbox"/>	<input type="checkbox"/>	<input type="checkbox"/>	<input type="checkbox"/>
9312	Advancing Time Release Studies in Southeast Asia	1.00	19 Apr 2017	<input type="checkbox"/>	<input checked="" type="checkbox"/>	<input type="checkbox"/>	<input type="checkbox"/>	<input type="checkbox"/>
<b>Subtotal</b>		<b>63.47</b>						
<b>Total Technical Assistance (2008–2017)</b>		<b>291.95</b>						
<b>Total JFPR Approvals (2008–2017)</b>		<b>557.40</b>						

ADB = Asian Development Bank, AIDS = Acquired Immune Deficiency Syndrome, HIV = human immunodeficiency virus, ASEAN = Association of Southeast Asian Nations, JFPR = Japan Fund for Poverty Reduction, KALAHÍ–CIDSS = Kapitbisig Laban sa Kahirapan (Working Together against Poverty)–Comprehensive and Integrated Delivery of Social Services.

Note: Numbers may not sum precisely because of rounding.

<sup>a</sup> A = Completed, B = Agreement signed and implementation started, C = Agreement signed but implementation not started, D = Agreement not yet signed or not yet effective, E = Canceled after effective date.

Sources: Asian Development Bank; Japan Fund for Poverty Reduction Database.



## APPENDIX 3

# Brief Summaries of Japan Fund for Poverty Reduction Projects Approved in 2017, by Region

## PROJECT GRANTS

### East Asia

#### Mongolia

**Promoting Employment Opportunities for People with Disabilities (\$2.0 million).**<sup>1</sup> The grant project, which supports the Ensuring Inclusiveness and Service Delivery for Persons with Disabilities Project loan project, is aimed at ensuring access to employment for persons with disabilities (PWDs) to increase their autonomy and contribution to the economy and society in general. It will be implemented in Ulaanbaatar and six *aimags* (provinces)—Arkhangai, Darkhan-Uul, Dornod, Dundgovi, Khovd, and Khuvsgul.

New services will be created in the *aimag* centers and outreach services will be provided to children with disabilities (CWDs) and PWDs in the *soums* (*aimag* subdistricts) and *khoroos* (Ulaanbaatar subdistricts). Some project activities focused on strategic issues will have national reach.

Strategic development for PWDs will be implemented. The implementation activities will include awareness raising and attitude change, the improvement of social welfare benefits with regard to equity and targeting, and the introduction of the International Classification of Functioning, Disability and Health as basis for assessing and registering disability.

The proposed grant project will help improve access to the physical environment and assistive technology

and devices for PWDs, help expand employment opportunities for them, and increase the employability of PWDs. It will complement the overall project of the Asian Development Bank (ADB), as it will ensure the strong participation of PWDs (through an umbrella association of disabled people's organizations [DPOs]) in establishing and managing an employment resource center that can strengthen access to employment in the open labor market in Ulaanbaatar. DPO-managed employment services are a new and innovative way of supporting PWDs in finding and remaining in paid employment in Mongolia. The DPO employment resource center will also feature high standards in universal design for buildings, to ensure ease of access to the physical environment and establish a resource for assistive devices and technology that will increase understanding of, and access to, such products for PWDs.

**Community Vegetable Farming for Livelihood Improvement (\$3.0 million).**<sup>2</sup> Unlike livestock herding with its centuries-old traditions, vegetable farming remains an underdeveloped sector in Mongolia despite good potential for cropping, particularly in the country's central growing region, spanning Darkhan-Uul, Tuv, and Selenge *aimags*. In line with the Government of Mongolia's policy of diversifying the economy and lessening the disproportionate dependence on livestock and (especially) mining characteristic of recent years, agriculture—including smallholder vegetable farming—has become a priority. Within agriculture more broadly conceived, investments in vegetable farming, processing, and marketing are considered particularly promising means of improving the well-being of Mongolia's local communities.

<sup>1</sup> ADB. 2017. *Report and Recommendation of the President to the Board of Directors: Proposed Loan and Administration of Grant to Mongolia for Ensuring Inclusiveness and Service Delivery for Persons with Disabilities Project*. Manila (G9191 and L3605).

<sup>2</sup> ADB. 2017. *Grant Assistance to Mongolia for Community Vegetable Farming for Livelihood Improvement*. Manila (G9192).

The Community Vegetable Farming for Livelihood Improvement project is a pilot initiative aimed at improving the livelihood of smallholders involved in vegetable production in selected *soums* in four of Mongolia's *aimags*: Bornuur in Tuv, Orkhon in Darkhan-Uul, Ulaangom in Uvs, and Yeruu in Selenge. The improvement is to be achieved by introducing a community farming model, applying improved climate-resilient farming practices, strengthening farm-to-market linkages, and integrating farming groups into inclusive agriculture value chains. Project beneficiaries will be vegetable growers, seed producers, and household-based food processors across the four sites. The project has strong pro-poor and participatory features and will directly benefit at least 180 farming households (many of them headed by women) representing about 500 farmers and seed producers. Indirect benefits will accrue to the wider community in the target *soums*, with a total population of about 45,000, and beyond.

## South Asia

### Bangladesh

**Bangladesh Power System Enhancement and Efficiency Improvement (\$2.0 million).**<sup>3</sup> The project is intended to help the Government of Bangladesh reach its target of providing 100% access to electricity by 2021, by improving the efficiency and reliability of the electricity network. The project will (i) strengthen the national transmission network in southern Bangladesh; (ii) improve the distribution network in service areas of the Dhaka Electric Supply Company by designing and installing control systems; (iii) improve the distribution network in rural areas of Bangladesh, to support an increase in safe, efficient, and productive electricity use in service areas of the Bangladesh Rural Electrification Board; and (iv) enhance the capacity of electric utilities and end users, and boost program management capacity in the electricity sector.

The project grant will support the promotion of energy-based livelihood development, facility improvements,

and safe and efficient use of electricity with a focus on households and women living below the poverty line, with a view to improving living standards and rural quality of life. In addition, the completion of a geographic information system mapping program will help establish model systems for the *palli bidyut samity* (rural electric cooperatives) in Bangladesh that could further the development of safe, reliable, and efficient power supply, as well as better customer services, in the rural areas. The mapping program will also provide the basis for scaling up the efforts in other rural electric cooperatives once they are proven to be commercially successful.

## TECHNICAL ASSISTANCE

### Central Asia

#### Kyrgyz Republic

**Climate Resilience and Disaster Risk Reduction in Water Resources Management (\$1.1 million).**<sup>4</sup> The Kyrgyz Republic is a country at high risk of impact from the adverse effects of climate change and extreme weather events. The ADB project is expected to make infrastructure resilient to climate change and disasters and to improve water security. The proposed project will strengthen the resilience of the water resources sector to floods, landslides, and droughts through structural and nonstructural interventions. The project will have four outputs: (i) modernized irrigation infrastructure; (ii) disaster-resilient agricultural and land management practices; (iii) modernized flood protection infrastructure; and (iv) improved disaster risk and water resources data collection and analysis.

Technical assistance (TA) will be provided to the government for project design and preparation, including (i) developing the underlying climate change and disaster risk reduction framework, (ii) developing a disaster risk and water resources information system, and (iii) preparing a feasibility study of the investment subprojects.

<sup>3</sup> ADB. 2017. *Report and Recommendation of the President to the Board of Directors: Proposed Loans and Administration of Grant to the People's Republic of Bangladesh for the Bangladesh Power System Enhancement and Efficiency Improvement Project*. Manila (G9190, L3522, and L3523).

<sup>4</sup> ADB. 2017. *Technical Assistance to Kyrgyz Republic for Preparing the Climate Resilience and Disaster Risk Reduction in Water Resources Management Project*. Manila (TA9390).

## Uzbekistan

**Power Sector Reform and Sustainability Support Program (\$2.0 million).**<sup>5</sup> The proposed program will complement and deepen ongoing sector reforms, strengthen financial management practices, and improve the corporate governance of Uzbekenergo, the largest power utility in Uzbekistan. The proposed transaction TA will address challenges constraining the sustainability of the sector through (i) a power sector master plan, to rationalize the long-term investment; (ii) a tariff structure and regulatory framework reform road map, and (iii) improvements in Uzbekenergo capacity.

## East Asia

### Mongolia

**Supporting the Development of an Education Sector Master Plan (\$0.6 million).**<sup>6</sup> The TA will support the development of an education sector master plan (ESMP) in Mongolia through capacity development, research and development, and policy advice aimed at improving the planning and management of the education system. It will help in the development of a long-term plan for the education sector that clearly maps the road toward the goals in Mongolia's Sustainable Development Vision 2030 (Vision 2030).<sup>7</sup> As part of the TA, management and coordination mechanisms will be established for ESMP development and support will be provided for in-depth education sector studies and reviews of international experience and lessons. An ESMP and expenditure framework will be developed through the identification of priority policy and reform actions, physical investments, institutional capacity development, and their sequencing with a view to improving student learning and labor market outcomes in accordance with Vision 2030, and through broader public consultations.

**Development of the Health Sector Master Plan, 2019–2027 (\$1.0 million).**<sup>8</sup> In the 1990s, Mongolia implemented reforms that successfully transformed its former Soviet-style hospital-based approach into a more efficient people-oriented health-care system. Challenges persist, however. These include improving sector efficiency and health service delivery, quality, availability, and accessibility; increasing financial support and protection for the people; and improving sector governance. Dealing with these challenges requires close coordination between government agencies and well-planned sequencing of reforms.

The proposed TA will support the provision of institutional and human resource capacity to the Ministry of Health to develop a strategic framework through 2027. This will enable the ministry to pursue its long-term development policy for health in accordance with Mongolia's commitments to health-related targets under the Sustainable Development Vision 2030.<sup>9</sup>

The overarching goals of the government are to (i) extend life expectancy by improving the quality and inclusiveness of health-care services through the introduction of reliable technology in prevention, diagnostics, and treatment; and (ii) develop an adequate health-care financing system and good sector governance amid economic difficulty and fiscal budget constraints.

**Implementing Innovative Approaches for Improved Water Governance (\$1.0 million).**<sup>10</sup> Long-term sustainable and inclusive growth in Mongolia relies heavily on the management of its natural resources, but rapid socioeconomic developments in the country put severe pressure on these resources. Effective investments in the water sector are therefore needed to support economic growth, health and well-being, livelihoods, environmental sustainability, and disaster resilience. Each

<sup>5</sup> ADB. 2017. *Technical Assistance to the Republic of Uzbekistan for the Power Sector Reform and Sustainability Support Program*. Manila (TA9459).

<sup>6</sup> ADB. 2017. *Technical Assistance to Mongolia for Supporting the Development of an Education Sector Master Plan*. Manila (TA9376).

<sup>7</sup> State Great Khural. 2016. *Sustainable Development Vision 2016–2030*. Ulaanbaatar.

<sup>8</sup> ADB. 2017. *Technical Assistance to Mongolia for the Development of the Health Sector Master Plan, 2019–2027*. Manila (TA9386).

<sup>9</sup> The State Great Khural of Mongolia. 2016. *Sustainable Development Vision 2030*. Ulaanbaatar.

<sup>10</sup> ADB. 2017. *Technical Assistance to Mongolia for Implementing Innovative Approaches for Improved Water Governance*. Manila (TA9440).

of these presents significant planning and implementation challenges.

Moreover, Mongolia is already seeing the impact of climate change on temperature and precipitation patterns, putting further pressure on degraded grasslands and poor livestock practices. Increased evaporation from higher temperatures and greater variability in precipitation may cause river water levels to decrease, seasonal variations to intensify, and groundwater levels to decline because of decreased recharge.

The TA project will strengthen water governance processes at the river basin level so that lessons learned can be scaled up and applied across Mongolia and other river basins in the region. It will support capacity building primarily through training, learning by doing, knowledge sharing, and the pilot-testing of small-scale interventions. The project will analyze lessons learned and turn them into recommendations to support longer-term institutional and policy reforms. This is designed to bring significant changes to the approach to planning and managing water sector investments at the river basin level across Mongolia, to improve the effectiveness and sustainability of water sector investments and infrastructure, and provide socioeconomic benefits.

#### **Preparing the Aimag and Soum Centers Regional Development Investment Program (\$1.5 million).<sup>11</sup>**

The TA project will help the Government of Mongolia prepare an investment program for improving basic urban services and promoting the local economy in priority *aimag* (province) capitals and *soum* (subunit of an *aimag*) centers of Mongolia. The geographically targeted and integrated approach of the investment program will call for it to focus on priority regional urban clusters with the potential to promote a more resilient and diversified economy that will deliver inclusive and sustainable growth.

The program will be aligned with the following impact: more sustainable development in Mongolia driven by a multisector economy, and the achievement of ecological balance. Improved urban and economic facilities and

services benefiting the population and the private sector in targeted regional urban clusters are the expected outcome. The expected program outputs are (i) improved municipal infrastructure and urban services in targeted areas, (ii) improved economic infrastructure and facilities in targeted areas, (iii) increased road linkages within targeted urban regions, and (iv) strengthened capacity for program and institutional management.

The TA will help in the formulation of economic and urban development strategies and the identification of project components for the investment program. Assistance in completing a feasibility study and enhancing aid effectiveness and project readiness will also be provided.

## **South Asia**

### **India**

#### **Odisha Skill Development Project (\$2.0 million).<sup>12</sup>**

Odisha's economy is in transition, with the industry and services sectors having emerged as the main drivers of growth. The economy, in this process of transformation, faces the main challenge of moving the labor force from the less productive agriculture and informal sectors to the more productive formal sector, where wages are higher. Half of the working population continues to be employed in agriculture, while a quarter is employed in industry and another quarter in services.

Part of the challenge is the low employability of the young workforce in the formal sector because of its low levels of skill. Youth ages 15–34 make up one-third of Odisha's population. Only a very small proportion of this population group has had any formal vocational training and its educational level is below the national average.

To address these constraints on skills development, the state government established an autonomous implementation institution in 2016, the Odisha Skill Development Authority (OSDA), bringing together all the skills training programs of the state under one strong coordinating entity to streamline existing institutional arrangements.

<sup>11</sup> ADB. 2017. *Technical Assistance to Mongolia for Preparing the Aimag and Soum Centers Regional Development Investment Program*. Manila (TA9451).

<sup>12</sup> ADB. 2017. *Report and Recommendation of the President to the Board of Directors: Proposed Loan and Administration of a Technical Assistance Grant to India for the Odisha Skill Development Project*. Manila (L3539 and TA9330).



ADB will assist the Government of Odisha in training about 200,000 youth, women, and disadvantaged groups to increase their skills, employability, and income. The assistance will involve training new entrants and existing workers in priority sectors, such as manufacturing, construction, and services, for formal employment.

The TA project is designed to strengthen the capacity of the OSDA during the first 2 years of the project's implementation and ensure that start-up activities are implemented effectively. It will help the OSDA build its capacity to identify specific skills needs, introduce short-term training responsive to market needs, and establish market linkages with industries.

## Nepal

**Strengthening the Capacity of Nepal's Energy Sector to Deliver Gender Equality and Social Inclusion Results (\$2.0 million).**<sup>13</sup> Energy development in Nepal has been slow, largely because of a history of weak and inconsistent policies, the absence of an independent electricity regulator, the lack of comprehensive planning, public sector financing limits, the credit and offtake risks assumed by the Nepal Electricity Authority (NEA), and land acquisition and transmission line right-of-way issues.

ADB will provide a \$150 million loan project aimed at enhancing distribution capacity and improving the reliability and quality of electricity supply in the Kathmandu Valley by reducing distribution system overload and technical and commercial losses, and strengthening associated transmission lines through the NEA. The project will also support the implementation of other system efficiency upgrades and energy efficiency measures, such as advanced grid operations software, distribution system automation, and smart metering.

As part of the loan project, the NEA and its Environment and Social Studies Department will receive the TA in the capacity development of staff in gender equality and social inclusion, and in the preparation of a gender

equality and social inclusion strategy and operational guidelines, a social safeguards guide, and a manual for the NEA. The TA will also support the training of NEA staff in managing new energy technologies, in particular the smart grid functions and efficiency improvements that will be introduced under the loan project. In addition, the TA will support the National Association of Community Electricity Users–Nepal and 15 electricity user committees in developing their capacity for social inclusion in access to electricity, and in creating energy-based livelihoods targeting 500 women.

**South Asia Subregional Economic Cooperation Customs Reform and Modernization for Trade Facilitation (\$1.0 million).**<sup>14</sup> The TA will support the capacity strengthening of Nepal's Department of Customs (DOC) in implementing reform measures included in the policy matrix for the South Asia Subregional Economic Cooperation Customs Reform and Modernization for Trade Facilitation Program, an ongoing policy-based loan program.

The policy-based loan program will contribute to Nepal's national goals in promoting and diversifying exports, and help the country meet its commitments under the Trade Facilitation Agreement of the World Trade Organization and related international customs standards. It sets the strategic priorities for the 4-year national strategic plan—the Customs Reform and Modernization Strategies and Action Plan (CRMSAP) 2017–2021—with which the program is fully aligned. The program will help increase access by legitimate trade to simplified, harmonized, and modernized trade processes.

The TA project will involve (i) providing legal and regulatory frameworks aligned with international standards; (ii) operationalizing enhanced automated systems and streamlined customs processes; (iii) assisting in the formulation of a new organizational structure for DOC supported by organizational change management; and (iv) strengthening the capacity of DOC to ensure the timely and effective implementation of the CRMSAP 2017–2021.

<sup>13</sup> ADB. 2017. *Report and Recommendation of the President: Proposed Loan and Administration of a Technical Assistance Grant to Nepal for the Power Transmission and Distribution Efficiency Enhancement Project*. Manila (L3542 and TA9334).

<sup>14</sup> ADB. 2017. *Technical Assistance to Nepal for South Asia Subregional Economic Cooperation Customs Reform and Modernization for Trade Facilitation*. Manila (TA9346).

## Southeast Asia

### Cambodia

**Institutional Capacity Building in the Road Sector (\$1.5 million).**<sup>15</sup> In Cambodia, road transport is the dominant mode of transport. Because of the country's relatively small size, limited access to maritime transport, and small railway network, road transport best meets the domestic need to provide access and rural connectivity, and the regional need to facilitate connectivity and trade within the Greater Mekong Subregion (GMS). However, the transport sector is hampered by low connectivity and inefficiency resulting from an incomplete legal and regulatory framework, lack of sustainability due to inadequate funding and overloading, and lack of private sector participation.

The TA will be provided to assist Cambodia's Ministry of Public Works and Transport (MPWT) in dealing with shortfalls by (i) preparing the required institutional, regulatory, policy, and strategic frameworks; and (ii) making available start-up support in adopting and refining a business process for effectively managing the road assets. The strategies to be developed under the TA are expected to help the MPWT engage sector stakeholders more systematically in long-term collaboration to deliver a sustainable road network for the GMS and domestic road users. The TA will also supplement ADB's Road Network Improvement Project<sup>16</sup> in resolving the technical and operational issues faced by the weigh stations in controlling axle load.

**Strengthening Capacity for Improved Implementation of Externally Funded Projects in Cambodia (\$1.4 million).**<sup>17</sup> Rapid economic growth has increased demand for public investments in Cambodia. External financing through official development assistance has

had a significant role in filling the demand–supply gap. However, with the expansion of development assistance, government has come under pressure to deliver high-quality results quickly. A sound and sustainable operational system, reinforcing good governance in project management, is required.

The TA project will strengthen government capacity to implement externally funded projects and improve the effectiveness and results of development interventions in Cambodia. Better management of development projects will support the government's ongoing reform efforts in public financial management and enhance good governance in the public sector.

### Indonesia

**Leveraging Information and Communication Technology for Irrigated Agricultural Information (\$2.0 million).**<sup>18</sup> Agriculture plays an important role in Indonesia's efforts to improve food security, reduce poverty, and promote inclusive growth. The sector is dominated by smallholder farmers, who, however, face challenges in increasing productivity and commercializing their produce. To boost agricultural productivity and diversification, their access to value or supply chain inputs, high-quality irrigation infrastructure, finance, and in particular, extension technology, services, and information must be addressed.

The knowledge and support TA project will improve the delivery of information to farmers to help enhance their livelihoods. It will strengthen the existing use of information and communication technology to deliver low-cost, timely, and actionable extension information to smallholder farmers specific to their needs, to increase their ability to improve yields.<sup>19</sup> The TA project will build on and strengthen the outcomes of the loan for the

<sup>15</sup> ADB. 2017. *Technical Assistance to the Kingdom of Cambodia for Institutional Capacity Building in the Road Sector*. Manila (TA9300).

<sup>16</sup> ADB. 2017. *Report and Recommendation of the President to the Board of Directors to the Kingdom of Cambodia for the Road Network Improvement Project*. Manila (L3576).

<sup>17</sup> ADB. 2017. *Technical Assistance to the Kingdom of Cambodia for Strengthening Capacity for Improved Implementation of Externally Funded Projects in Cambodia*. Manila (TA9315).

<sup>18</sup> ADB. 2017. *Technical Assistance to the Republic of Indonesia for Leveraging Information and Communication Technology for Irrigated Agricultural Information*. Manila (TA9391).

<sup>19</sup> Agricultural extension refers to the application of scientific research and knowledge to agricultural practices to increase productivity through the dissemination of information, the provision of technical support, and education for farmers.

Integrated Participatory Development and Management of Irrigation Program,<sup>20</sup> to maximize investments in infrastructure development and value chain services, and thus improve the delivery of extension information to farmers and build the capacity of extension workers. It will identify locations, crops, and strategic value chains with high potential to improve production, increase profitability, and boost incomes for smallholders in three districts under the program.

### ***Lao People's Democratic Republic***

**Sustainable Rural Infrastructure and Watershed Management Sector Project (\$1.5 million).**<sup>21</sup> The Lao People's Democratic Republic is burdened with low agricultural productivity, quality, and diversity, and with unrealized trade potential. The natural resource production base is also rapidly eroding because of physical, economic, and capacity constraints. Moreover, climate change impact is exacerbating losses in agriculture investments, increasing the risks of food insecurity, poverty, and inequality.

Transaction technical assistance will be provided to help the government prepare a project that will increase the profitability of the agriculture, natural resources and rural development sector; achieve sustainable, market-oriented agricultural production; and enhance natural resources management in selected watersheds. Advance action under the TA will support improvements in project readiness, as well as ensure that the design of productive rural infrastructure is resilient to climate change.

### ***Myanmar***

**Second Greater Mekong Subregion Highway Modernization (\$2.0 million).**<sup>22</sup> The Greater Mekong Subregion (GMS) East–West Economic Corridor (EWEC) within Myanmar is a major transport corridor linking Yangon with the eastern part of the country, where the corridor crosses into Thailand. The GMS EWEC is also Myanmar's main land connection with Southeast Asia. While sections of the corridor in neighboring countries have been completed to high standards, and border facilities improved, most of the EWEC roads in Myanmar have only two lanes, with pavement in fair to poor condition. Road safety features are generally nonexistent.

The TA will support the preparation of a feasibility study of a project that will address capacity issues on the Bago–Kyaikto section of the EWEC where the current two-lane road experiences high traffic. The project will involve the construction of a new arterial highway shorter by 32 kilometers (km) than the current alignment, thus cutting travel time by half. The new arterial highway will be about 70 km long and will include a 2.3 km bridge across the Sittaung River.

### ***Viet Nam***

**Enhancing Agricultural Competitiveness in Viet Nam (\$1.8 million).**<sup>23</sup> The TA will be aimed at helping strengthen the competitiveness of Viet Nam's agriculture sector by supporting enabling conditions for inclusive agribusiness development along the value chains of selected commodities. The intent is to

<sup>20</sup> ADB. 2017. *Report and Recommendation of the President to the Board of Directors: Proposed Results-Based Loans to the Republic of Indonesia for the Integrated Participatory Development and Management of Irrigation Program*. Manila (L3529 and L8327).

<sup>21</sup> ADB. 2017. *Technical Assistance to the Lao People's Democratic Republic for Preparing the Sustainable Rural Infrastructure and Watershed Management Sector Project*. Manila (TA9323).

<sup>22</sup> ADB. 2017. *Technical Assistance to the Republic of the Union of Myanmar for the Greater Mekong Subregion East–West Economic Corridor Highway Development Project*. Manila (TA9314). The project has since been renamed the Second Greater Mekong Subregion Highway Modernization Project.

<sup>23</sup> ADB. 2017. *Technical Assistance to Socialist Republic of Viet Nam for Enhancing Agricultural Competitiveness in Viet Nam*. Manila (TA9355).

enhance competitiveness and sustain inclusive growth in the agriculture sector of Viet Nam in line with the government's Agriculture Restructuring Plan 2017–2020.<sup>24</sup> Assessments will be made and capacity built (mainly in the provinces) to support a long-term programmatic approach to the commercialization of the agriculture sector.

**Support to Viet Nam Academy of Social Sciences (\$1.2 million).**<sup>25</sup> Since its establishment in 1953, the Viet Nam Academy of Social Sciences (VASS) has been a key institution providing policy advice to the national assembly and the Government of Viet Nam. About 1,700 researchers belonging to 30 different institutes and centers under VASS have researched poverty issues.<sup>26</sup> Together with the Ministry of Planning and Investment, VASS has been the major author of the country's socioeconomic development plans. VASS also helps write feasibility reports for projects funded with official development assistance and provides evidence-based advice on government investment decisions. Together with the United Nations Development Programme, VASS also issues the annual Viet Nam Human Development Report, a key government knowledge product and the official data source for Sustainable Development Goals (SDGs).

Under the TA, an internal system for research planning and quality control will be established within VASS to strengthen its research capacity. VASS' knowledge management and capacity to carry out policy advocacy is also projected to increase following the development of a new knowledge management and dissemination plan. This should improve the quality of policy briefs

for Viet Nam's Socioeconomic Development Plan for 2021–2025 and bring those briefs into closer alignment with the 17 United Nations (UN) SDGs.<sup>27</sup>

## Regional

**Advancing Time Release Studies in Southeast Asia (\$1.0 million).**<sup>28</sup> Countries have made significant progress in lowering trade tariffs and dismantling quota systems. International trade has increased, with manufacturing becoming more global and economies connected to international supply and value chains through both exports and imports. As trade liberalization lowers tariff barriers in Southeast Asia, trade facilitation is becoming increasingly recognized as an important policy tool for promoting regional integration and development. Governments realize that they need to adopt a holistic approach to making the management of end-to-end trade transactions more efficient, reducing cost and time-to-market, and increasing the predictability of global trade.

The time release study, a tool for collecting and assessing data, can help highlight areas that need to be addressed to reduce or eliminate bottlenecks, and assess progress in implementing modernization programs.

The TA is intended to support the customs administrations of participating ADB member countries in implementing the various Association of Southeast Asian Nations (ASEAN) trade facilitation initiatives.

<sup>24</sup> Government of Viet Nam. 2013. *Prime Minister's Decision No. 899/QĐ-TTg of 10 June 2013 Approving the Project Agriculture Restructuring Towards Raising Added Values and Sustainable Development*. Ha Noi.

<sup>25</sup> ADB. 2017. *Technical Assistance to Socialist Republic of Viet Nam for Support to the Viet Nam Academy of Social Sciences*. Manila (TA9449).

<sup>26</sup> The major tasks of VASS are (i) conducting a broad range of academic research studies related to poverty reduction and inclusive economic growth; (ii) reviewing and providing guidance on national draft strategies, policies, plans, and programs; and (iii) monitoring the implementation of approved policies.

<sup>27</sup> United Nations. 2015. *Transforming our World: the 2030 Agenda for Sustainable Development*. New York.

<sup>28</sup> ADB. 2017. *Technical Assistance for Advancing Time Release Studies in Southeast Asia*. Manila (TA9312).



## APPENDIX 4

# Japan Fund for Poverty Reduction Disbursements, 2000–2017

						2017	2000–2017	
	ADB						Cumulative	
JFPR No.	Approval Date	Effective Date	Closing Date	% Time Elapsed <sup>a</sup>	Grant Approved (\$)	Amount Disbursed (\$)	Amount Disbursed (\$)	% Disbursed
GRANTS					524,252,900.00	21,471,197.84	379,010,912.33	72.30
Afghanistan								
9019	10 Sep 02	11 Oct 02	31 Oct 05	100.00	4,000,000.00	0.00	3,881,408.25	97.04
9024	3 Oct 02	11 Oct 02	31 Dec 08	100.00	15,000,000.00	0.00	14,382,037.86	95.88
9030	19 Dec 02	15 May 03	31 May 07	100.00	3,000,000.00	0.00	2,813,899.66	93.80
9037	19 Dec 03	16 Sep 04	31 Dec 07	100.00	20,000,000.00	0.00	19,544,083.79	97.72
9038	26 Dec 03	18 Mar 04	30 Apr 08	100.00	3,000,000.00	0.00	1,423,560.32	47.45
9039	26 Dec 03	29 May 04	30 Jun 10	100.00	5,000,000.00	0.00	4,997,866.08	99.96
9060	15 Dec 04	15 Jan 05	30 Apr 08	100.00	10,000,000.00	0.00	2,220,264.47	22.20
9097	26 Sep 06	17 Dec 06	31 Dec 10	100.00	20,000,000.00	0.00	20,000,000.00	100.00
9100	12 Dec 06	17 Dec 06	30 Nov 11	100.00	18,000,000.00	0.00	14,992,908.34	83.29
9128	28 Nov 08	1 Feb 09	28 Feb 14	100.00	12,000,000.00	0.00	2,011,285.08	16.76
9165	6 Jul 12	19 Sep 12	30 Mar 17	100.00	10,000,000.00	94,360.90	9,422,274.58	94.22
9167	19 Sep 12	21 Nov 12	31 Dec 17	100.00	18,500,000.00	2,050,629.78	17,098,643.90	92.43
Subtotal					138,500,000.00	2,144,990.68	112,788,232.33	81.44
Azerbaijan								
9013	30 Jan 02	22 Oct 02	31 Dec 04	100.00	2,500,000.00	0.00	2,499,999.44	100.00
Subtotal					2,500,000.00	0.00	2,499,999.44	100.00
Bangladesh								
9009	17 Aug 01	25 Nov 01	30 Jun 06	100.00	900,000.00	0.00	753,021.03	83.67
9080	5 Dec 05	7 Jun 06	6 Aug 10	100.00	790,000.00	0.00	748,379.64	94.73
9129	27 Jan 09	7 Jan 10	31 Dec 14	100.00	2,000,000.00	0.00	1,082,748.93	54.14
9153	18 Jan 11	18 Jan 12	15 Apr 16	100.00	2,000,000.00	0.00	1,788,097.12	89.40
9172	27 Mar 13	25 Mar 14	30 Jun 18	88.38	2,000,000.00	580,812.06	1,529,070.58	76.45
9190	29 Mar 17	22 Jun 17	31 Dec 20	14.91	2,000,000.00	0.00	0.00	0.00
Subtotal					9,690,000.00	580,812.06	5,901,317.30	60.90

continued on next page

## Appendix 4 continued

						2017	2000–2017	
JFPR No.	ADB Approval Date	Effective Date	Closing Date	% Time Elapsed <sup>a</sup>	Grant Approved (\$)	Amount Disbursed (\$)	Cumulative Amount Disbursed (\$)	% Disbursed
Bhutan								
9069	9 Aug 05	30 Sep 05	31 Dec 09	100.00	500,000.00	0.00	481,753.80	96.35
9093	25 May 06	14 Jul 06	30 Oct 09	100.00	1,000,000.00	0.00	654,293.40	65.43
9103	15 Jan 07	27 Feb 07	31 Dec 10	100.00	1,990,000.00	0.00	1,869,783.01	93.96
9146	14 Jul 10	2 Aug 10	30 Jun 14	100.00	3,000,000.00	0.00	2,906,135.65	96.87
9149	12 Aug 10	23 Aug 10	22 Oct 13	100.00	3,000,000.00	0.00	3,000,000.00	100.00
9155	4 Feb 11	9 May 11	31 Dec 14	100.00	1,950,000.00	0.00	1,949,405.68	99.97
Subtotal					11,440,000.00	0.00	10,861,371.54	94.94
Cambodia								
9017	12 Jul 02	14 Aug 02	30 Jun 07	100.00	1,800,000.00	0.00	1,793,353.55	99.63
9023	25 Sep 02	24 Oct 02	31 Aug 05	100.00	1,000,000.00	0.00	1,000,000.00	100.00
9027	11 Nov 02	5 Feb 03	30 Nov 08	100.00	1,800,000.00	0.00	1,767,732.18	98.21
9028	25 Nov 02	17 Dec 02	31 Dec 06	100.00	3,000,000.00	0.00	2,458,361.46	81.95
9048	17 Jun 04	22 Sep 04	31 Oct 08	100.00	2,200,000.00	0.00	1,031,603.01	46.89
9057	15 Nov 04	3 Feb 05	30 Jun 10	100.00	1,847,000.00	0.00	1,205,389.27	65.26
9061	4 Jan 05	3 Feb 05	31 Dec 08	100.00	1,870,000.00	0.00	1,560,323.88	83.44
9064	25 Feb 05	19 May 05	31 Mar 09	100.00	1,000,000.00	0.00	803,132.93	80.31
9081	21 Dec 05	13 Mar 06	30 Jun 10	100.00	1,800,000.00	0.00	1,747,677.45	97.09
9114	19 Dec 07	31 Jan 08	31 May 11	100.00	1,500,000.00	0.00	1,261,301.60	84.09
9133	20 Apr 09	2 Jul 09	31 Oct 12	100.00	2,000,000.00	0.00	1,869,576.92	93.48
9156	16 Feb 11	5 Apr 11	30 Dec 14	100.00	1,900,000.00	0.00	1,899,731.09	99.99
9178	3 Oct 14	27 Oct 14	31 Aug 18	82.69	2,500,000.00	840,576.40	1,217,347.82	48.69
Subtotal					24,217,000.00	840,576.40	19,615,531.16	81.00
China, People’s Republic of								
9011	16 Nov 01	13 Jan 03	30 Jun 06	100.00	1,000,000.00		1,000,000.00	100.00
Subtotal					1,000,000.00	0.00	1,000,000.00	100.00
India								
9021	24 Sep 02	24 Sep 03	31 Jan 08	100.00	1,900,000.00	0.00	1,614,697.00	84.98
9026	6 Nov 02	18 Aug 03	31 Dec 07	100.00	3,400,000.00	0.00	1,960,511.56	57.66
9094	21 Jun 06	7 Oct 06	6 Oct 10	100.00	5,000,000.00	0.00	1,673,023.61	33.46
9134	19 Jun 09	17 Jul 09	31 Mar 17	100.00	2,000,000.00	231,669.42	1,897,692.66	94.88
9145	25 May 10	2 Jul 10	30 Jun 18	93.80	3,000,000.00	414,125.48	936,551.66	31.22
9147	30 Jul 10	21 Nov 11	31 Dec 18	85.95	3,000,000.00	97,444.83	747,130.34	24.90
9168	5 Oct 12	10 Jan 13	31 Jul 18	89.55	2,500,000.00	65,759.00	247,400.00	9.90
Subtotal					20,800,000.00	808,998.73	9,077,006.83	43.64

continued on next page

Appendix 4 continued

						2017	2000–2017	
	ADB						Cumulative	
JFPR No.	Approval Date	Effective Date	Closing Date	% Time Elapsed <sup>a</sup>	Grant Approved (\$)	Amount Disbursed (\$)	Amount Disbursed (\$)	% Disbursed
Indonesia								
9000	20 Oct 00	24 Nov 00	30 Apr 06	100.00	1,000,000.00	0.00	818,269.24	81.83
9016	7 May 02	23 Jul 02	30 Jun 06	100.00	3,200,000.00	0.00	2,855,566.77	89.24
9049	17 Jun 04	12 Oct 04	12 Jun 09	100.00	1,500,000.00	0.00	407,905.74	27.19
9065	14 Mar 05	14 Jun 05	28 Feb 09	100.00	1,750,000.00	0.00	1,447,735.47	82.73
9072	6 Sep 05	14 Dec 05	15 Jun 11	100.00	2,500,000.00	0.00	2,404,439.27	96.18
9073	6 Sep 05	14 Dec 05	15 Jun 11	100.00	1,500,000.00	0.00	1,416,747.33	94.45
9074	6 Sep 05	14 Dec 05	14 Jul 09	100.00	2,000,000.00	0.00	1,903,092.03	95.15
9079	28 Nov 05	31 May 06	31 Dec 09	100.00	2,000,000.00	0.00	1,965,736.54	98.29
9132	20 Mar 09	31 Dec 09	30 Sep 17	100.00	2,000,000.00	0.00	1,796,899.57	89.84
Subtotal					17,450,000.00	0.00	15,016,391.96	86.05
Kyrgyz Republic								
9055	8 Sep 04	14 Jan 05	30 Nov 08	100.00	1,000,000.00	0.00	769,763.57	76.98
9056	8 Sep 04	14 Jan 05	31 Mar 09	100.00	1,000,000.00	0.00	505,872.52	50.59
9059	15 Dec 04	2 May 05	1 Oct 08	100.00	1,000,000.00	0.00	664,467.20	66.45
9104	17 Jan 07	31 May 07	31 Jul 10	100.00	2,000,000.00	0.00	1,922,117.83	96.11
9108	28 May 07	21 Sep 07	21 Sep 11	100.00	1,000,000.00	0.00	950,070.55	95.01
9170	14 Jan 13	23 May 13	23 Nov 17	100.00	1,500,000.00	469,472.58	1,328,524.06	88.57
Subtotal					7,500,000.00	469,472.58	6,140,815.73	81.88
Lao People’s Democratic Republic								
9012	18 Dec 01	31 Jan 02	31 Dec 05	100.00	1,000,000.00	0.00	902,338.32	90.23
9034	12 Nov 03	10 Feb 04	10 Feb 08	100.00	530,000.00	0.00	519,466.63	98.01
9035	16 Dec 03	31 Mar 04	30 Jun 07	100.00	1,000,000.00	0.00	986,089.76	98.61
9062	4 Jan 05	17 Jun 05	31 Jan 11	100.00	1,500,000.00	0.00	1,426,047.12	95.07
9095	17 Aug 06	6 Mar 07	31 Dec 10	100.00	1,980,000.00	0.00	1,701,104.48	85.91
9107	11 May 07	15 Oct 07	14 Oct 11	100.00	533,500.00	0.00	460,266.85	86.27
9117	13 Feb 08	9 Apr 08	29 Feb 12	100.00	1,820,000.00	0.00	1,819,533.67	99.97
9137	14 Aug 09	23 Nov 09	23 Feb 13	100.00	3,000,000.00	0.00	2,999,855.62	100.00
Subtotal					11,363,500.00	0.00	10,814,702.45	95.17
Maldives								
9066	29 Apr 05	5 May 05	4 May 09	100.00	1,000,000.00	0.00	621,215.67	62.12
Subtotal					1,000,000.00	0.00	621,215.67	62.12
Marshall Islands								
9148	6 Aug 10	8 Sep 10	31 Jan 14	100.00	1,760,000.00	0.00	1,727,121.38	98.13
Subtotal					1,760,000.00	0.00	1,727,121.38	98.13

continued on next page

Appendix 4 continued

						2017	2000–2017	
	ADB Approval Date	Effective Date	Closing Date	% Time Elapsed <sup>a</sup>	Grant Approved (\$)	Amount Disbursed (\$)	Cumulative Amount Disbursed (\$)	% Disbursed
JFPR No.								
Micronesia, Federated States of								
9122	17 Jul 08	10 Sep 08	9 Jul 12	100.00	980,000.00	0.00	914,080.87	93.27
Subtotal					980,000.00	0.00	914,080.87	93.27
Mongolia								
9014	1 Apr 02	8 May 02	31 Mar 06	100.00	1,000,000.00	0.00	934,964.27	93.50
9015	7 May 02	4 May 03	31 Aug 07	100.00	2,200,000.00	0.00	2,001,928.60	91.00
9063	10 Feb 05	9 Mar 05	30 Sep 08	100.00	1,000,000.00	0.00	977,754.72	97.78
9085	20 Feb 06	31 Mar 06	30 Nov 09	100.00	1,000,000.00	0.00	932,888.35	93.29
9106	2 Mar 07	14 May 07	30 Sep 11	100.00	1,500,000.00	0.00	1,483,515.56	98.90
9109	29 Jun 07	23 Aug 07	31 Dec 11	100.00	2,000,000.00	0.00	1,897,735.79	94.89
9115	19 Dec 07	25 Apr 08	15 Nov 12	100.00	2,000,000.00	0.00	1,834,321.49	91.72
9121	10 Jul 08	1 Sep 08	1 Dec 13	100.00	2,000,000.00	0.00	1,775,716.12	88.79
9124	30 Jul 08	15 Oct 08	1 Jun 12	100.00	2,000,000.00	0.00	1,999,569.88	99.98
9125	5 Aug 08	8 Oct 08	30 Jan 13	100.00	2,000,000.00	0.00	2,000,000.00	100.00
9127	23 Sep 08	10 Jan 09	30 Apr 12	100.00	2,000,000.00	0.00	1,799,651.68	89.98
9131	16 Mar 09	12 May 09	30 Aug 13	100.00	2,000,000.00	0.00	1,889,975.58	94.50
9136	30 Jul 09	16 Sep 09	31 Dec 13	100.00	3,000,000.00	0.00	2,435,369.12	81.18
9138	28 Aug 09	16 Sep 09	31 Dec 13	100.00	2,890,000.00	0.00	2,747,130.86	95.06
9139	9 Sep 09	9 Nov 09	28 Apr 13	100.00	2,400,000.00	0.00	2,157,533.78	89.90
9152	17 Dec 10	17 Jan 12	30 Apr 16	100.00	2,500,000.00	0.00	2,475,023.25	99.00
9164	8 Jun 12	13 Jun 12	30 Aug 16	100.00	2,500,000.00	0.00	2,494,224.21	99.77
9182	26 Nov 15	16 Mar 16	30 Apr 19	57.46	3,000,000.00	109,020.22	176,568.57	5.89
9183	7 Dec 15	16 Mar 16	30 Jun 20	41.80	3,000,000.00	515,080.11	905,080.22	30.17
9187	14 Sep 16	31 Jan 17	30 Apr 20	28.19	3,000,000.00	208,382.92	208,382.92	6.95
9189	10 Nov 16	7 Feb 17	30 Jun 21	20.39	2,800,000.00	0.00	0.00	0.00
9191 <sup>b</sup>	28 Nov 17	30 Apr 18	31 Oct 22	0.00	2,000,000.00	0.00	0.00	0.00
9192 <sup>b</sup>	4 Dec 17	28 Mar 18	30 Jun 22	0.00	3,000,000.00	0.00	0.00	0.00
Subtotal					47,790,000.00	832,483.25	33,127,334.97	69.32
Myanmar								
9174	11 Dec 13	4 Jun 14	30 Sep 19	67.18	12,000,000.00	3,852,752.38	5,351,058.76	44.59
9176	11 Dec 13	4 Jun 14	30 Jun 20	58.88	10,000,000.00	1,981,805.94	3,023,326.12	30.23
9177	27 Feb 14	4 Jun 14	31 Dec 18	78.16	4,000,000.00	619,378.35	896,412.31	22.41
9184	15 Dec 15	17 Aug 16	30 Jun 20	35.46	3,000,000.00	345,981.64	355,591.64	11.85
9185	22 Apr 16	21 Oct 16	31 Oct 19	39.46	10,000,000.00	2,214,000.00	4,428,000.00	44.28
Subtotal					39,000,000.00	9,013,918.31	14,054,388.83	36.04

continued on next page



Appendix 4 continued

						2017	2000–2017	
	ADB						Cumulative	
JFPR No.	Approval Date	Effective Date	Closing Date	% Time Elapsed <sup>a</sup>	Grant Approved (\$)	Amount Disbursed (\$)	Amount Disbursed (\$)	% Disbursed
Nepal								
9007	15 May 01	5 Oct 01	31 Dec 05	100.00	800,000.00	0.00	617,586.09	77.20
9032	4 Aug 03	8 Apr 04	31 Mar 08	100.00	1,000,000.00	0.00	933,824.76	93.38
9101	13 Dec 06	23 Feb 07	15 Jul 11	100.00	1,000,000.00	0.00	802,673.99	80.27
9110	10 Oct 07	10 Feb 08	15 Jul 12	100.00	2,000,000.00	0.00	1,360,213.92	68.01
9135	3 Jul 09	19 Jan 10	30 Apr 14	100.00	750,000.00	0.00	715,813.06	95.44
9141	12 Oct 09	28 Apr 10	31 Dec 14	100.00	2,000,000.00	0.00	312,120.50	15.61
9144	9 Dec 09	11 Mar 10	25 Jul 13	100.00	1,800,000.00	0.00	39,462.72	2.19
9157	28 Feb 11	8 Jun 11	15 Jan 16	100.00	2,000,000.00	27,647.64	1,394,177.93	69.71
9159	30 Mar 11	8 Jun 11	31 Jan 16	100.00	2,700,000.00	0.00	2,126,213.15	78.75
9180	7 Oct 15	8 Jan 16	31 Mar 19	61.38	15,000,000.00	3,227,440.12	3,227,440.12	21.52
Subtotal					29,050,000.00	3,255,087.76	11,529,526.24	39.69
Pakistan								
9031	6 May 03	1 Oct 04	31 Dec 07	100.00	3,400,000.00	0.00	132,959.00	3.91
9067	28 Apr 05	8 Jul 06	30 Apr 09	100.00	1,000,000.00	0.00	0.00	0.00
9090	17 Mar 06	13 Jun 06	17 Jan 07	100.00	1,997,500.00	0.00	0.00	0.00
9092	27 Mar 06	13 Jun 06	31 Aug 08	100.00	5,000,000.00	0.00	4,814,041.96	96.28
9105	30 Jan 07	4 Apr 07	15 Sep 08	100.00	2,000,000.00	0.00	0.00	0.00
Subtotal					13,397,500.00	0.00	4,947,000.96	36.92
Papua New Guinea								
9002	14 Dec 00	13 Feb 03	31 Dec 07	100.00	1,740,000.00	0.00	1,110,008.78	63.79
9113	18 Dec 07	12 Jun 08	31 Oct 14	100.00	1,500,000.00	0.00	1,157,639.07	77.18
9130	2 Mar 09	3 Mar 09	2 Sep 13	100.00	2,000,000.00	0.00	1,935,856.21	96.79
9163	19 Apr 12	31 Oct 12	1 Jun 18	92.55	2,500,000.00	13,624.11	1,696,139.70	67.85
Subtotal					7,740,000.00	13,624.11	5,899,643.76	76.22
Philippines								
9001	31 Oct 00	22 Oct 01	31 Dec 07	100.00	2,800,000.00	0.00	2,799,989.51	100.00
9003	13 Dec 00	9 Jul 01	29 Feb 04	100.00	1,000,000.00	0.00	999,900.00	99.99
9004	21 Dec 00	13 Aug 01	31 Dec 04	100.00	1,000,000.00	0.00	994,164.20	99.42
9018	7 Aug 02	10 Jan 03	31 Dec 07	100.00	1,000,000.00	0.00	987,267.15	98.73
9022	24 Sep 02	8 Nov 02	31 Jan 07	100.00	3,600,000.00	0.00	3,600,000.00	100.00
9042	19 Jan 04	3 Aug 04	31 Oct 09	100.00	1,500,000.00	0.00	1,454,977.48	97.00
9088	14 Mar 06	25 May 06	30 Sep 10	100.00	900,000.00	0.00	808,509.05	89.83
9102	15 Dec 06	15 Dec 06	31 Jul 09	100.00	3,000,000.00	0.00	2,754,834.92	91.83
9118	15 Feb 08	17 Mar 08	30 Sep 12	100.00	1,000,000.00	0.00	717,717.11	71.77
9161	20 Feb 12	23 Mar 12	23 Sep 15	100.00	1,500,000.00	0.00	1,435,093.07	95.67

continued on next page

Appendix 4 continued

JFPR No.	ADB Approval Date	Effective Date	Closing Date	% Time Elapsed <sup>a</sup>	Grant Approved (\$)	2017	2000–2017	
						Amount Disbursed (\$)	Cumulative Amount Disbursed (\$)	% Disbursed
9162	9 Apr 12	22 May 12	30 Nov 16	100.00	1,500,000.00	116,253.92	1,466,253.42	97.75
9175	13 Dec 13	12 Mar 14	30 Jun 19	71.80	20,000,000.00	1,533,709.79	15,634,484.34	78.17
<b>Subtotal</b>					<b>38,800,000.00</b>	<b>1,649,963.71</b>	<b>33,653,190.25</b>	<b>86.74</b>
<b>Samoa</b>								
9166	31 Jul 12	29 Aug 12	31 Jan 17	100.00	2,000,000.00	88,347.51	1,713,565.30	85.68
<b>Subtotal</b>					<b>2,000,000.00</b>	<b>88,347.51</b>	<b>1,713,565.30</b>	<b>85.68</b>
<b>Sri Lanka</b>								
9025	16 Oct 02	10 Feb 03	30 Apr 09	100.00	900,000.00	0.00	701,822.31	77.98
9045	7 Apr 04	28 Jun 04	31 Mar 08	100.00	1,500,000.00	0.00	1,207,691.91	80.51
9076	4 Oct 05	2 Nov 05	30 Sep 07	100.00	2,000,000.00	0.00	1,949,080.02	97.45
9077	14 Oct 05	2 Nov 05	29 Feb 08	100.00	2,000,000.00	0.00	1,799,151.17	89.96
9116	21 Jan 08	26 Feb 08	15 Feb 11	100.00	2,000,000.00	0.00	1,999,245.07	99.96
9143	14 Dec 09	16 Feb 10	22 Feb 13	100.00	3,000,000.00	0.00	2,980,074.85	99.34
9150	19 Aug 10	26 Oct 10	28 Feb 14	100.00	2,500,000.00	0.00	2,492,730.98	99.71
9154	4 Feb 11	1 Aug 11	30 Sep 15	100.00	2,000,000.00	61,062.61	1,947,635.82	97.38
9186	26 Jul 16	29 Jun 17	31 Mar 22	10.66	2,000,000.00	0.00	0.00	0.00
<b>Subtotal</b>					<b>17,900,000.00</b>	<b>61,062.61</b>	<b>15,077,432.13</b>	<b>84.23</b>
<b>Tajikistan</b>								
9008	8 Aug 01	18 Mar 02	31 Dec 04	100.00	2,900,000.00	0.00	2,900,000.00	100.00
9040	13 Jan 04	8 Apr 04	31 Dec 08	100.00	2,000,000.00	0.00	1,719,233.79	85.96
9043	22 Jan 04	8 Apr 04	31 Dec 08	100.00	1,000,000.00	0.00	955,797.22	95.58
9078	4 Nov 05	8 Nov 05	21 Sep 09	100.00	1,800,000.00	0.00	1,659,175.45	92.18
9089	15 Mar 06	23 May 06	30 Nov 09	100.00	2,000,000.00	0.00	1,843,969.70	92.20
9111	23 Oct 07	30 Nov 07	30 May 10	100.00	2,000,000.00	0.00	1,988,183.22	99.41
9126	8 Sep 08	22 Jan 09	31 Aug 12	100.00	3,000,000.00	0.00	2,751,279.20	91.71
9171	7 Mar 13	9 Apr 13	30 Sep 16	100.00	2,500,000.00	61,821.27	2,491,880.67	99.68
9188	28 Sep 16	8 Aug 17	30 Jun 22	0.00	3,000,000.00	95,782.00	95,782.00	3.19
<b>Subtotal</b>					<b>20,200,000.00</b>	<b>157,603.27</b>	<b>16,405,301.25</b>	<b>81.21</b>
<b>Thailand</b>								
9179	22 Oct 14	21 Jan 16	31 Mar 18	88.75	2,000,000.00	139,436.10	146,186.63	7.31
<b>Subtotal</b>					<b>2,000,000.00</b>	<b>139,436.10</b>	<b>146,186.63</b>	<b>7.31</b>
<b>Timor-Leste</b>								
9142	20 Nov 09	12 Mar 10	12 Mar 15	100.00	3,000,000.00	0.00	2,998,751.25	99.96
<b>Subtotal</b>					<b>3,000,000.00</b>	<b>0.00</b>	<b>2,998,751.25</b>	<b>99.96</b>

continued on next page

Appendix 4 continued

						2017	2000–2017	
	ADB						Cumulative	
JFPR No.	Approval Date	Effective Date	Closing Date	% Time Elapsed <sup>a</sup>	Grant Approved (\$)	Amount Disbursed (\$)	Amount Disbursed (\$)	% Disbursed
Uzbekistan								
9010	25 Oct 01	2 Nov 01	31 Dec 05	100.00	2,540,000.00	0.00	2,349,900.37	92.52
9054	24 Aug 04	25 Feb 05	31 Aug 08	100.00	1,500,000.00	0.00	1,354,889.00	90.33
9091	17 Mar 06	26 May 06	31 Mar 09	100.00	1,500,000.00	0.00	963,152.70	64.21
Subtotal					5,540,000.00	0.00	4,667,942.07	84.26
Vanuatu								
9181	16 Nov 15	3 Mar 16	30 Jun 20	42.28	5,000,000.00	383,882.85	383,882.85	7.68
Subtotal					5,000,000.00	383,882.85	383,882.85	7.68
Viet Nam								
9033	30 Oct 03	27 Oct 04	31 Dec 08	100.00	620,000.00	0.00	618,597.31	99.77
9046	15 Apr 04	11 Jun 04	31 Dec 07	100.00	820,000.00	0.00	577,396.58	70.41
9058	2 Dec 04	12 May 05	11 Nov 08	100.00	1,000,000.00	0.00	751,065.51	75.11
9071	22 Aug 05	4 Aug 06	28 Feb 10	100.00	900,000.00	0.00	884,212.01	98.25
9083	17 Jan 06	6 Dec 06	31 Dec 10	100.00	1,994,900.00	0.00	1,981,092.84	99.31
9098	17 Nov 06	18 Sep 07	30 Nov 10	100.00	1,000,000.00	0.00	989,657.64	98.97
9099	29 Nov 06	18 Oct 07	18 Oct 11	100.00	1,500,000.00	0.00	1,388,023.17	92.53
9112	27 Nov 07	20 Jun 08	20 Jun 12	100.00	2,000,000.00	0.00	1,985,136.30	99.26
9119	19 Feb 08	26 Sep 08	25 Sep 13	100.00	1,900,000.00	0.00	1,733,793.75	91.25
9120	26 Jun 08	10 Nov 08	28 Feb 13	100.00	2,000,000.00	0.00	933,344.05	46.67
9123	18 Jul 08	21 Oct 08	20 Oct 12	100.00	1,300,000.00	0.00	1,044,789.92	80.37
9140	5 Oct 09	19 Oct 09	30 Jan 13	100.00	1,500,000.00	0.00	1,304,683.50	86.98
Subtotal					16,534,900.00	0.00	14,191,792.58	85.83
Regional								
9005	26 Apr 01	28 Sep 01	31 Mar 07	100.00	6,850,000.00	0.00	6,562,734.80	95.81
9006	8 May 01	4 Jun 01	31 Jan 06	100.00	8,000,000.00	0.00	7,958,851.92	99.49
9036	18 Dec 03	11 Jul 05	31 Dec 08	100.00	750,000.00	0.00	732,952.69	97.73
9052	22 Jul 04	21 Feb 05	31 Dec 07	100.00	2,000,000.00	0.00	1,598,465.46	79.92
9151	13 Sep 10	18 Jan 11	30 Jun 15	100.00	3,000,000.00	20.00	2,752,385.26	91.75
9158	18 Mar 11	8 Nov 11	31 Dec 17	100.00	3,000,000.00	469,866.71	2,416,986.60	80.57
9160	2 Nov 11	15 May 12	15 Nov 18	86.57	2,000,000.00	211,899.11	513,944.05	25.70
9173	21 May 13	8 Nov 13	31 Dec 18	80.57	2,500,000.00	349,152.09	700,865.82	28.03
Subtotal					28,100,000.00	1,030,937.91	23,237,186.60	82.69

continued on next page

Appendix 4 continued

JFPR No.	ADB Approval Date	Effective Date	Closing Date	% Time Elapsed <sup>a</sup>	Grant Approved (\$)	2017	2000–2017	
						Amount Disbursed (\$)	Cumulative Amount Disbursed (\$)	% Disbursed
TECHNICAL ASSISTANCE					292,046,500.00	32,766,193.66	182,244,781.04	62.40
Afghanistan								
7637	6 Nov 10	2 Dec 10	30 Jun 13	100.00	1,500,000.00	0.00	1,408,992.16	93.93
9273	8 Dec 16	17 Jan 17	31 Aug 19	36.40	2,000,000.00	0.00	0.00	0.00
Subtotal					3,500,000.00	0.00	1,408,992.16	40.26
Armenia								
8875	28 Jan 15	13 Mar 15	1 Nov 17	106.22	550,000.00	285,060.56	549,600.00	99.93
9254	5 Dec 16	17 Jan 17	31 Aug 18	58.88	2,000,000.00	20,279.77	20,279.77	1.01
Subtotal					2,550,000.00	305,340.33	569,879.77	22.35
Bangladesh								
7720	3 Dec 10	22 May 11	30 Jun 16	100.00	500,000.00	0.00	481,457.99	96.29
7890	18 Oct 11	18 Dec 11	30 Apr 13	100.00	700,000.00	0.00	487,381.75	69.63
7979	14 Dec 11	10 Dec 12	31 Dec 18	83.50	1,000,000.00	80,232.08	912,058.19	91.21
7989	14 Dec 11	19 Jun 12	30 Apr 14	100.00	700,000.00	0.00	693,163.09	99.02
8054	21 Feb 12	29 May 12	30 Jun 14	100.00	1,200,000.00	0.00	1,152,059.05	96.00
8072	17 Apr 12	27 Mar 13	31 Dec 16	100.00	1,000,000.00	452,260.18	931,322.34	93.13
8128	6 Aug 12	19 Dec 12	30 Jun 14	100.00	900,000.00	0.00	833,559.47	92.62
8144	28 Aug 12	25 Feb 13	30 Nov 15	100.00	500,000.00	0.00	412,692.01	82.54
8221	22 Nov 12	14 Nov 13	31 Oct 15	100.00	1,500,000.00	0.00	1,397,385.56	93.16
8228	28 Nov 12	6 Mar 13	24 Jun 15	100.00	750,000.00	0.00	617,299.95	82.31
8436	20 Aug 13	9 Dec 13	31 Dec 17	100.00	1,500,000.00	382,679.21	1,121,698.04	74.78
8803	12 Dec 14	20 Oct 15	30 Jun 19	59.53	1,000,000.00	7,652.89	422,719.18	42.27
8956	18 Sep 15	28 Jan 16	31 Dec 18	65.82	1,500,000.00	560,262.58	727,961.29	48.53
9068	19 Jan 16	23 Jan 17	31 Mar 19	42.91	2,000,000.00	0.00	0.00	0.00
9275	13 Dec 16	23 Jan 17	30 Aug 18	58.56	800,000.00	587,388.56	587,388.56	73.42
Subtotal					15,550,000.00	2,070,475.50	10,778,146.47	69.31
Bhutan								
7887	10 Oct 11	8 Nov 11	12 Dec 14	100.00	1,000,000.00	0.00	973,116.68	97.31
8076	11 May 12	7 Jun 12	31 Oct 13	100.00	525,000.00	0.00	452,027.45	86.10
8437	20 Aug 13	11 Sep 13	31 Dec 17	100.00	1,500,000.00	213,983.23	1,020,507.13	68.03
8623	28 Feb 14	26 Mar 14	30 Jun 16	100.00	1,500,000.00	0.00	1,468,495.82	97.90
8712	1 Sep 14	30 Sep 14	31 Aug 16	100.00	750,000.00	0.00	556,480.60	74.20
9005	3 Dec 15	8 Jan 16	30 Apr 19	59.85	1,500,000.00	109,300.00	214,040.00	14.27
9016	9 Dec 15	5 Jan 16	16 Jan 19	65.58	1,500,000.00	331,097.46	530,702.97	35.38
Subtotal					8,275,000.00	654,380.69	5,215,370.65	63.03

continued on next page

Appendix 4 continued

						2017	2000–2017	
JFPR No.	ADB Approval Date	Effective Date	Closing Date	% Time Elapsed <sup>a</sup>	Grant Approved (\$)	Amount Disbursed (\$)	Cumulative Amount Disbursed (\$)	% Disbursed
Cambodia								
8121	18 Jul 12	6 Sep 12	31 Dec 15	100.00	700,000.00	0.00	672,537.86	96.08
8188	4 Oct 12	30 Oct 12	31 Oct 15	100.00	1,000,000.00	0.00	966,030.71	96.60
8669	17 Jun 14	17 Jul 14	30 Jun 18	87.47	2,000,000.00	834,921.29	1,170,640.26	58.53
8773	27 Nov 14	13 Jan 15	30 Sep 18	79.87	1,000,000.00	453,345.79	536,657.39	53.67
8942	13 Aug 15	10 Sep 15	30 Sep 17	100.00	1,000,000.00	268,970.37	766,710.61	76.67
9182	22 Sep 16	14 Dec 16	30 Jul 19	39.87	2,000,000.00	308,509.99	308,509.99	15.43
9300	24 Feb 17	3 Apr 17	15 May 19	35.23	1,500,000.00	189,779.21	189,779.21	12.65
9315	8 May 17	30 Jun 17	30 Apr 19	27.50	1,400,000.00	0.00	0.00	0.00
Subtotal					10,600,000.00	2,055,526.65	4,610,866.03	43.50
Cook Islands								
7646	12 Nov 10	29 Nov 10	29 Feb 12	100.00	300,000.00	0.00	278,531.22	92.84
8439	4 Sep 13	11 Sep 13	30 Apr 14	100.00	500,000.00	0.00	495,000.00	99.00
Subtotal					800,000.00	0.00	773,531.22	96.69
India								
7625	22 Oct 10	27 Jan 11	31 Dec 13	100.00	2,000,000.00	0.00	2,000,000.00	100.00
7749	29 Nov 10	28 Apr 11	31 Jan 13	100.00	1,000,000.00	0.00	976,465.87	97.65
7771	11 Jan 11	17 Mar 11	31 Dec 11	100.00	500,000.00	0.00	190,775.77	38.16
7808	17 May 11	27 Sep 11	31 Aug 15	100.00	2,000,000.00	0.00	962,038.56	48.10
7838	21 Jul 11	25 May 12	31 Dec 14	100.00	1,200,000.00	0.00	1,025,219.30	85.43
7947	2 Dec 11	2 Mar 12	31 Dec 14	100.00	700,000.00	0.00	602,183.50	86.03
8110	12 Jul 12	10 Apr 13	5 Oct 15	100.00	1,300,000.00	0.00	1,299,999.00	100.00
8279	17 Dec 12	31 Jan 14	31 Jul 15	100.00	800,000.00	0.00	512,217.73	64.03
8468	27 Sep 13	24 Jan 14	31 Jul 18	87.14	2,000,000.00	232,694.65	1,314,647.04	65.73
8626	7 Mar 14	15 Jul 14	31 Mar 17	100.00	1,500,000.00	263,773.68	1,169,538.91	77.97
8760	19 Nov 14	1 Dec 14	30 Jun 19	67.34	1,500,000.00	252,665.00	854,993.47	57.00
8899	28 May 15	30 Jul 15	31 Dec 18	70.80	2,000,000.00	244,974.81	319,318.08	15.97
8949	3 Sep 15	31 Dec 15	30 Sep 19	53.40	2,000,000.00	367,860.00	508,857.00	25.44
9031	9 Dec 15	31 Mar 16	31 Dec 18	63.68	1,000,000.00	369,501.02	582,463.46	58.25
9330 <sup>b</sup>	21 Jun 17			0.00	2,000,000.00	0.00	0.00	0.00
Subtotal					21,500,000.00	1,731,469.16	12,318,717.69	57.30
Indonesia								
7653	19 Nov 10	4 Jan 11	30 Jun 14	100.00	1,000,000.00	0.00	999,686.33	99.97
7729	10 Dec 10	19 Sep 11	30 Jun 14	100.00	500,000.00	0.00	440,850.65	88.17
7768	14 Dec 10	11 Feb 11	31 Mar 14	100.00	500,000.00	0.00	473,198.07	94.64

continued on next page



Appendix 4 continued

JFPR No.	ADB Approval Date	Effective Date	Closing Date	% Time Elapsed <sup>a</sup>	Grant Approved (\$)	2017	2000–2017	
						Amount Disbursed (\$)	Cumulative Amount Disbursed (\$)	% Disbursed
7843	5 Aug 11	22 Sep 11	31 Dec 15	100.00	1,000,000.00	0.00	878,957.75	87.90
7849	18 Aug 11	31 Oct 11	30 Nov 15	100.00	1,800,000.00	0.00	1,518,977.66	84.39
7871	23 Sep 11	21 Feb 12	30 Oct 15	100.00	1,500,000.00	0.00	1,453,363.25	96.89
7909	8 Nov 11	22 Mar 12	30 Apr 16	100.00	700,000.00	0.00	625,503.52	89.36
7993	13 Dec 11	5 Mar 12	30 Nov 13	100.00	1,000,000.00	0.00	999,843.92	99.98
8045	12 Dec 11	9 May 12	15 Jun 15	100.00	500,000.00	0.00	457,521.94	91.50
8057	20 Feb 12	4 Jul 12	30 Jun 15	100.00	800,000.00	0.00	786,961.77	98.37
8202	11 Oct 12	21 Feb 13	30 Nov 15	100.00	800,000.00	0.00	662,336.92	82.79
8224	8 Nov 12	8 Apr 13	8 Jun 16	100.00	800,000.00	0.00	772,879.22	96.61
8326	24 Jan 13	27 Jun 13	31 Jan 16	100.00	1,000,000.00	0.00	868,034.67	86.80
9391	27 Sep 17	23 Nov 17	30 Sep 20	3.65	2,000,000.00	0.00	0.00	0.00
<b>Subtotal</b>					<b>13,900,000.00</b>	<b>0.00</b>	<b>10,938,115.67</b>	<b>78.69</b>
<b>Kiribati</b>								
8478	8 Oct 13	21 Oct 13	31 Oct 18	83.44	800,000.00	16,489.80	799,104.88	99.89
<b>Subtotal</b>					<b>800,000.00</b>	<b>16,489.80</b>	<b>799,104.88</b>	<b>99.89</b>
<b>Kyrgyz Republic</b>								
8688	21 Jul 14	27 Aug 14	31 Dec 17	100.00	1,000,000.00	61,944.72	597,636.39	59.76
9390	27 Sep 17	9 Nov 17	28 Feb 19	10.92	1,100,000.00	0.00	0.00	0.00
<b>Subtotal</b>					<b>2,100,000.00</b>	<b>61,944.72</b>	<b>597,636.39</b>	<b>28.46</b>
<b>Lao People's Democratic Republic</b>								
7612	27 Sep 10	3 Dec 10	31 Mar 14	100.00	1,000,000.00	0.00	910,813.32	91.08
7624	22 Oct 10	24 Nov 10	31 Dec 13	100.00	480,000.00	0.00	420,552.44	87.62
7728	14 Dec 10	13 Jan 11	31 Mar 14	100.00	1,200,000.00	0.00	1,144,851.18	95.40
7866	9 Sep 11	11 Nov 11	31 May 14	100.00	1,000,000.00	0.00	32,907.51	3.29
7964	12 Dec 11	17 Jan 12	30 Sep 14	100.00	700,000.00	4,077.36	613,795.34	87.69
8086	29 May 12	23 Jul 12	4 Nov 16	100.00	1,000,000.00	0.00	836,686.18	83.67
8848	17 Dec 14	5 Mar 15	31 Dec 17	100.00	1,500,000.00	280,842.48	494,529.76	32.97
9115	13 May 16	22 Jun 16	30 May 19	51.96	1,500,000.00	456,791.98	456,791.98	30.45
9190	29 Sep 16	31 Oct 16	31 Aug 18	63.68	2,000,000.00	746,229.06	941,775.02	47.09
9323	31 May 17	17 Jul 17	31 Dec 19	18.62	1,500,000.00	0.00	0.00	0.00
<b>Subtotal</b>					<b>11,880,000.00</b>	<b>1,487,940.88</b>	<b>5,852,702.73</b>	<b>49.27</b>
<b>Maldives</b>								
8525	4 Dec 13	3 Mar 14	31 Dec 17	100.00	850,000.00	221,748.13	727,800.42	85.62
<b>Subtotal</b>					<b>850,000.00</b>	<b>221,748.13</b>	<b>727,800.42</b>	<b>85.62</b>

continued on next page

Appendix 4 continued

						2017	2000–2017	
	ADB						Cumulative	
JFPR No.	Approval Date	Effective Date	Closing Date	% Time Elapsed <sup>a</sup>	Grant Approved (\$)	Amount Disbursed (\$)	Amount Disbursed (\$)	% Disbursed
Micronesia, Federated States of								
7927	23 Nov 11	9 Jan 12	30 Nov 15	100.00	700,000.00	0.00	564,630.83	80.66
8143	23 Aug 12	5 Nov 12	31 Aug 13	100.00	600,000.00	0.00	487,788.84	81.30
Subtotal					1,300,000.00	0.00	1,052,419.67	80.96
Mongolia								
7571	4 Aug 10	23 Aug 10	31 Mar 13	100.00	400,000.00	0.00	381,933.98	95.48
7591	3 Sep 10	30 Sep 10	30 Sep 12	100.00	600,000.00	0.00	562,046.98	93.67
7619	19 Oct 10	2 Feb 11	30 Dec 13	100.00	1,000,000.00	0.00	849,956.73	85.00
7844	11 Aug 11	27 Sep 11	31 Mar 15	100.00	2,000,000.00	0.00	1,734,694.03	86.73
7882	7 Oct 11	4 Nov 11	30 Sep 12	100.00	700,000.00	0.00	612,128.20	87.45
7970	13 Dec 11	17 Jan 12	30 Sep 14	100.00	1,500,000.00	0.00	1,490,059.68	99.34
8080	22 May 12	18 Jun 12	15 Nov 17	100.00	900,000.00	226,551.79	724,452.50	80.49
8212	8 Nov 12	19 Dec 12	30 Jun 17	100.00	1,000,000.00	133,481.76	797,618.78	79.76
8241	6 Dec 12	7 Feb 13	31 May 16	100.00	1,000,000.00	0.00	970,835.21	97.08
8299	19 Dec 12	7 Feb 13	30 Jun 15	100.00	1,000,000.00	0.00	897,799.46	89.78
8466	25 Sep 13	13 Dec 13	31 Oct 17	100.00	1,500,000.00	558,924.83	1,335,117.49	89.01
8467	1 Oct 13	13 Dec 13	30 Sep 16	100.00	1,500,000.00	0.00	1,318,781.72	87.92
8560	13 Dec 13	6 Jan 14	31 Dec 16	100.00	1,000,000.00	9,054.38	577,403.60	57.74
8649	12 May 14	30 May 14	31 Mar 18	100.00	2,000,000.00	200,829.31	1,347,687.86	67.38
8742	29 Oct 14	10 Nov 14	30 Nov 16	100.00	1,100,000.00	38,557.58	806,589.93	73.33
8802	12 Dec 14	28 Jan 15	31 Oct 17	100.00	400,000.00	220,786.13	375,926.15	93.98
8850	12 Dec 14	11 Aug 15	31 Dec 17	100.00	1,000,000.00	163,373.25	814,489.47	81.45
8874	13 Jan 15	28 Jan 15	31 Aug 18	81.46	2,000,000.00	373,061.90	787,602.90	39.38
8931	16 Jul 15	30 Oct 15	30 Apr 18	86.86	1,000,000.00	300,019.90	735,806.91	73.58
8939	11 Aug 15	7 Sep 15	31 Dec 17	100.00	700,000.00	101,778.73	425,135.43	60.73
8960	23 Sep 15	20 Oct 15	31 Dec 20	42.29	2,000,000.00	309,100.09	309,100.09	15.46
8970	2 Oct 15	23 Oct 15	31 Dec 18	68.67	1,000,000.00	154,709.16	255,262.16	25.53
9030	10 Dec 15	26 Jan 16	31 Oct 18	69.87	1,000,000.00	422,428.03	808,278.33	80.83
9201	5 Oct 16	22 Dec 16	14 May 19	42.84	700,000.00	220,401.33	220,401.33	31.49
9216	3 Nov 16	30 Nov 16	30 Sep 18	59.19	800,000.00	464,681.44	464,681.44	58.09
9230	14 Nov 16	22 Dec 16	28 Feb 19	46.87	1,100,000.00	559,635.22	559,635.22	50.88
9233	18 Nov 16	23 Feb 17	30 Nov 18	48.22	500,000.00	157,183.87	157,183.87	31.44
9376	15 Sep 17	20 Oct 17	31 Oct 19	9.72	600,000.00	0.00	0.00	0.00
9386	21 Sep 17	20 Oct 17	30 Nov 19	9.34	1,000,000.00	0.00	0.00	0.00

continued on next page

Appendix 4 continued

JFPR No.	ADB Approval Date	Effective Date	Closing Date	% Time Elapsed <sup>a</sup>	Grant Approved (\$)	2017	2000–2017	
						Amount Disbursed (\$)	Cumulative Amount Disbursed (\$)	% Disbursed
9440 <sup>b</sup>	5 Dec 17	26 Apr 18	30 Jun 20	0.00	1,000,000.00	0.00	0.00	0.00
9451 <sup>b</sup>	5 Dec 17	26 Apr 18	15 Nov 18	0.00	1,500,000.00	0.00	0.00	0.00
<b>Subtotal</b>					<b>33,500,000.00</b>	<b>4,614,558.70</b>	<b>20,320,609.45</b>	<b>60.66</b>
<b>Myanmar</b>								
8190	8 Oct 12	8 Oct 12	31 Oct 14	100.00	225,000.00	0.00	149,875.20	66.61
8327	20 Feb 13	14 Aug 13	30 Nov 15	100.00	1,365,000.00	0.00	1,361,461.15	99.74
8330	21 Feb 13	14 Aug 13	31 Dec 15	100.00	1,500,000.00	0.00	1,498,370.86	99.89
8342	22 Mar 13	29 Aug 13	31 Dec 18	81.28	1,500,000.00	84,039.75	1,210,568.40	80.70
8356	24 Apr 13	29 Aug 13	30 Jun 17	100.00	1,350,000.00	138,256.53	1,257,183.63	93.12
8377	6 Jun 13	14 Aug 13	31 Dec 18	81.42	1,200,000.00	155,611.71	821,399.91	68.45
8456	20 Sep 13	25 Oct 13	30 Dec 16	100.00	2,000,000.00	690,402.61	1,720,343.15	86.02
8634	2 Apr 14	24 Apr 14	30 Apr 17	100.00	2,000,000.00	556,273.37	1,744,215.50	87.21
8651	14 May 14	29 May 14	30 Jun 20	58.99	1,500,000.00	99,785.90	644,171.92	42.94
8657	23 May 14	23 Jul 14	31 Dec 17	100.00	2,000,000.00	775,667.68	1,525,236.86	76.26
8987	9 Nov 15	21 Dec 15	31 Jul 18	77.75	2,000,000.00	354,257.06	850,289.57	42.51
9074	29 Jan 16	27 Apr 16	31 Dec 18	62.68	2,000,000.00	457,100.58	607,150.39	30.36
9314	21 Apr 17	29 Sep 17	30 Sep 19	0.00	2,000,000.00	0.00	0.00	0.00
<b>Subtotal</b>					<b>20,640,000.00</b>	<b>3,311,395.19</b>	<b>13,390,266.54</b>	<b>64.88</b>
<b>Nepal</b>								
7573	9 Aug 10	17 Sep 10	30 Nov 11	100.00	500,000.00	0.00	480,621.47	96.12
7590	2 Sep 10	28 Sep 10	31 Dec 14	100.00	2,000,000.00	0.00	1,992,552.56	99.63
7666	26 Nov 10	3 Jan 11	31 Dec 11	100.00	600,000.00	0.00	416,479.82	69.41
7727	13 Dec 10	3 Jan 11	30 Sep 12	100.00	800,000.00	0.00	655,600.80	81.95
7777	27 Jan 11	21 Mar 11	31 Aug 12	100.00	600,000.00	0.00	485,179.27	80.86
7936	1 Dec 11	29 Dec 11	31 Jul 13	100.00	700,000.00	0.00	636,511.25	90.93
7992	9 Dec 11	1 Feb 12	25 Sep 13	100.00	500,000.00	0.00	471,200.41	94.24
8050	24 Jan 12	1 Mar 12	30 Sep 14	100.00	800,000.00	0.00	747,697.75	93.46
8329	21 Feb 13	22 Mar 13	31 Dec 16	100.00	1,500,000.00	160,375.29	1,433,527.37	95.57
8412	30 Jul 13	22 Aug 13	31 Dec 16	100.00	1,000,000.00	175,811.48	760,236.75	76.02
8442	2 Sep 13	7 Oct 13	31 Aug 17	100.00	1,500,000.00	432,998.94	1,397,897.09	93.19
9334	29 Jun 17	24 Jul 17	29 Jun 20	14.94	2,000,000.00	0.00	0.00	0.00
9346	24 Jul 17	15 Aug 17	29 Feb 20	14.87	1,000,000.00	13,593.11	13,593.11	1.36
<b>Subtotal</b>					<b>13,500,000.00</b>	<b>782,778.82</b>	<b>9,491,097.65</b>	<b>70.30</b>

continued on next page

Appendix 4 continued

						2017	2000–2017	
	ADB						Cumulative	
JFPR No.	Approval Date	Effective Date	Closing Date	% Time Elapsed <sup>a</sup>	Grant Approved (\$)	Amount Disbursed (\$)	Amount Disbursed (\$)	% Disbursed
Pakistan								
8800	15 Dec 14	16 Feb 15	31 Dec 18	74.19	1,100,000.00	326,592.74	522,060.07	47.46
9223	7 Nov 16	2 Dec 16	31 Dec 18	51.91	2,000,000.00	41,608.00	41,608.00	2.08
9255	5 Dec 16	27 Dec 16	31 Dec 19	33.58	2,000,000.00	0.00	0.00	0.00
Subtotal					5,100,000.00	368,200.74	563,668.07	11.05
Papua New Guinea								
7782	23 Feb 11	4 Apr 11	31 Dec 15	100.00	800,000.00	0.00	431,968.41	54.00
7869	20 Sep 11	21 Oct 11	21 Dec 12	100.00	600,000.00	0.00	537,251.85	89.54
Subtotal					1,400,000.00	0.00	969,220.26	69.23
Philippines								
7716	17 Dec 10	18 Jan 11	30 Jun 14	100.00	1,300,000.00	0.00	1,020,890.52	78.53
7733	13 Dec 10	12 Jan 11	31 Jan 16	100.00	1,400,000.00	18,483.33	1,023,646.56	73.12
7806	13 Apr 11	7 Jun 11	31 Dec 16	100.00	1,000,000.00	67.31	855,165.00	85.52
7809	19 May 11	17 Jun 11	30 Apr 16	100.00	1,500,000.00	0.00	1,492,016.19	99.47
7870	26 Sep 11	26 Oct 11	31 May 15	100.00	1,000,000.00	0.00	925,486.75	92.55
8038	16 Dec 11	15 Feb 12	31 Dec 15	100.00	1,000,000.00	0.00	916,814.88	91.68
8195	19 Oct 12	8 Nov 12	31 Jul 14	100.00	1,000,000.00	0.00	952,340.29	95.23
8258	11 Dec 12	13 Aug 13	1 Mar 17	100.00	1,000,000.00	78,409.95	608,923.38	60.89
8354	12 Apr 13	14 May 13	31 Aug 15	100.00	1,000,000.00	0.00	750,380.36	75.04
8493	25 Oct 13	23 Jan 14	31 Jul 17	111.91	1,750,000.00	478,815.96	1,451,360.82	82.93
8590	18 Dec 13	17 Jan 14	31 Dec 18	79.82	1,500,000.00	258,924.78	982,949.71	65.53
8650	15 May 14	12 Jun 14	30 Nov 17	100.00	2,000,000.00	458,105.04	1,787,033.23	89.35
8718	17 Sep 14	12 Mar 15	30 Oct 17	100.00	500,000.00	109,092.62	447,553.26	89.51
9004	3 Dec 15	21 Dec 15	30 Nov 18	68.93	1,500,000.00	209,547.31	494,289.44	32.95
Subtotal					17,450,000.00	1,611,446.30	13,708,850.39	78.56
Solomon Islands								
7715	15 Dec 10	1 Feb 11	31 Dec 15	100.00	800,000.00	0.00	760,823.40	95.10
8217	16 Nov 12	20 Dec 12	30 Sep 14	100.00	600,000.00	0.00	539,042.86	89.84
Subtotal					1,400,000.00	0.00	1,299,866.26	92.85
Sri Lanka								
7600	17 Sep 10	8 Dec 10	31 Jul 12	100.00	1,000,000.00	0.00	976,183.70	97.62
7659	23 Nov 10	17 Dec 10	31 Aug 12	100.00	700,000.00	0.00	599,393.89	85.63
7746	10 Dec 10	21 Mar 11	31 Oct 12	100.00	800,000.00	0.00	738,964.13	92.37

continued on next page

Appendix 4 continued

JFPR No.	ADB Approval Date	Effective Date	Closing Date	% Time Elapsed <sup>a</sup>	Grant Approved (\$)	2017	2000–2017	
						Amount Disbursed (\$)	Cumulative Amount Disbursed (\$)	% Disbursed
9080	15 Feb 16	19 Feb 16	14 Feb 21	37.38	2,000,000.00	411,757.96	587,627.65	29.38
9161	29 Aug 16	21 Sep 16	30 Nov 18	58.25	1,500,000.00	417,589.47	471,580.20	31.44
9213	26 Oct 16	14 Dec 16	30 Jun 19	41.16	500,000.00	70,143.00	70,143.00	14.03
<b>Subtotal</b>					<b>6,500,000.00</b>	<b>899,490.43</b>	<b>3,443,892.57</b>	<b>52.98</b>
<b>Tajikistan</b>								
8394	25 Jun 13	19 Aug 13	31 Jul 18	88.27	750,000.00	8,877.02	218,744.06	29.17
8546	10 Dec 13	14 Feb 14	30 Jun 15	100.00	700,000.00	0.00	643,028.66	91.86
8557	13 Dec 13	14 Feb 14	30 Nov 18	80.91	1,000,000.00	225,059.19	890,850.73	89.09
9183	28 Sep 16	21 Oct 16	31 Dec 21	22.98	2,000,000.00	182,086.00	182,086.00	9.10
<b>Subtotal</b>					<b>4,450,000.00</b>	<b>416,022.21</b>	<b>1,934,709.45</b>	<b>43.48</b>
<b>Thailand</b>								
7998	15 Dec 11	30 Jan 12	31 May 15	100.00	1,500,000.00	0.00	1,320,413.97	88.03
8194	19 Oct 12	20 Nov 12	29 Mar 14	100.00	950,000.00	0.00	803,711.09	84.60
8267	11 Dec 12	10 Jan 13	31 Dec 15	100.00	1,500,000.00	0.00	1,212,036.19	80.80
9010	8 Dec 15	11 Jan 16	31 Dec 18	66.36	1,500,000.00	298,823.84	375,965.87	25.06
9204	14 Oct 16	17 Nov 16	31 Aug 18	62.73	1,000,000.00	90,042.08	90,042.08	9.00
<b>Subtotal</b>					<b>6,450,000.00</b>	<b>388,865.92</b>	<b>3,802,169.20</b>	<b>58.95</b>
<b>Timor-Leste</b>								
7698	13 Dec 10	13 Dec 10	15 Dec 12	100.00	225,000.00	0.00	178,689.80	79.42
7741	14 Dec 10	10 Jan 11	31 Mar 13	100.00	600,000.00	0.00	585,527.23	97.59
8256	10 Dec 12	4 Feb 13	30 Jun 16	100.00	850,000.00	0.00	815,616.22	95.95
<b>Subtotal</b>					<b>1,675,000.00</b>	<b>0.00</b>	<b>1,579,833.25</b>	<b>94.32</b>
<b>Tonga</b>								
7940	2 Dec 11	23 Jan 12	31 Mar 13	100.00	500,000.00	0.00	499,999.17	100.00
<b>Subtotal</b>					<b>500,000.00</b>	<b>0.00</b>	<b>499,999.17</b>	<b>100.00</b>
<b>Uzbekistan</b>								
7917	15 Nov 11	16 Dec 11	30 Nov 13	100.00	1,500,000.00	0.00	1,500,000.00	100.00
9256	5 Dec 16	3 Jan 17	30 Jun 19	39.87	900,000.00	106,625.32	106,625.32	11.85
9459 <sup>b</sup>	12 Dec 17	3 Jan 18	31 Mar 19	0.00	2,000,000.00	0.00	0.00	0.00
<b>Subtotal</b>					<b>4,400,000.00</b>	<b>106,625.32</b>	<b>1,606,625.32</b>	<b>36.51</b>
<b>Vanuatu</b>								
7588	1 Sep 10	1 Oct 10	31 Dec 14	100.00	500,000.00	0.00	327,285.95	65.46
<b>Subtotal</b>					<b>500,000.00</b>	<b>0.00</b>	<b>327,285.95</b>	<b>65.46</b>
<b>Viet Nam</b>								
7611	24 Sep 10	28 Mar 11	31 Aug 12	100.00	1,000,000.00	0.00	783,680.92	78.37
7885	12 Oct 11	12 Apr 12	31 Dec 15	100.00	2,000,000.00	0.00	1,856,296.95	92.81

continued on next page



Appendix 4 continued

JFPR No.	ADB Approval Date	Effective Date	Closing Date	% Time Elapsed <sup>a</sup>	Grant Approved (\$)	2017	2000–2017	
						Amount Disbursed (\$)	Cumulative Amount Disbursed (\$)	% Disbursed
7900	27 Oct 11	9 Jan 12	30 Jun 14	100.00	1,500,000.00	0.00	1,414,565.75	94.30
7926	24 Nov 11	14 Mar 12	31 Dec 13	100.00	800,000.00	0.00	786,984.89	98.37
8108	5 Jul 12	12 Sep 12	31 Dec 14	100.00	500,000.00	0.00	481,543.24	96.31
8310	21 Dec 12	29 May 13	31 Dec 16	100.00	800,000.00	51,977.90	385,314.99	48.16
8391	21 Jun 13	13 Feb 14	31 Mar 18	94.03	1,000,000.00	56,895.00	628,618.36	62.86
8592	16 Dec 13	5 Sep 14	31 Dec 16	100.00	1,500,000.00	651,988.42	1,435,159.00	95.68
8698	13 Aug 14	29 May 15	31 Mar 17	100.00	1,000,000.00	266,354.74	983,238.69	98.32
8726	23 Sep 14	5 Mar 15	31 Aug 17	100.00	1,000,000.00	539,438.71	947,713.57	94.77
8902	22 May 15	25 Aug 15	31 May 18	85.05	1,500,000.00	325,735.88	807,806.80	53.85
9221	4 Nov 16	14 Aug 17	31 Dec 19	16.00	1,800,000.00	0.00	0.00	0.00
9355	11 Aug 17	9 Nov 17	30 Sep 19	7.54	1,800,000.00	0.00	0.00	0.00
9449	22 Nov 17	20 Dec 17	31 Dec 19	1.48	1,300,000.00	0.00	0.00	0.00
<b>Subtotal</b>					<b>17,500,000.00</b>	<b>1,892,390.65</b>	<b>10,510,923.16</b>	<b>60.06</b>
<b>Regional</b>								
7539	31 May 10	31 May 10	31 May 12	100.00	1,000,000.00	0.00	926,138.26	92.61
7580	20 Aug 10	20 Aug 10	31 Mar 11	100.00	181,000.00	0.00	129,044.60	71.30
7744	21 Dec 10	21 Dec 10	30 Jun 14	100.00	711,500.00	0.00	710,968.89	99.93
7794	29 Mar 11	29 Mar 11	31 Dec 13	100.00	1,300,000.00	0.00	1,107,209.63	85.17
7800	30 Mar 11	30 Mar 11	31 Aug 15	100.00	1,000,000.00	0.00	954,206.71	95.42
7812	23 May 11	23 May 11	31 May 15	100.00	2,000,000.00	0.00	1,701,446.48	85.07
7852	5 Sep 11	5 Sep 11	31 Mar 12	100.00	200,000.00	0.00	105,873.74	52.94
7920	16 Nov 11	16 Nov 11	30 Nov 16	100.00	2,000,000.00	147.00	1,421,018.76	71.05
7950	7 Dec 11	7 Dec 11	30 Jun 18	92.45	1,400,000.00	151,214.31	943,977.77	67.43
7967	8 Dec 11	8 Dec 11	31 May 15	100.00	1,400,000.00	0.00	1,352,784.90	96.63
8012	9 Dec 11	9 Dec 11	30 Nov 15	100.00	1,000,000.00	0.00	853,437.93	85.34
8060	15 Mar 12	15 Mar 12	31 Dec 16	100.00	2,000,000.00	52,430.37	1,488,030.45	74.40
8066	29 Mar 12	29 Mar 12	31 Jul 15	100.00	1,350,000.00	0.00	1,139,930.52	84.44
8074	27 Apr 12	27 Apr 12	31 Mar 15	100.00	2,000,000.00	0.00	1,454,404.61	72.72
8075	25 Apr 12	25 Apr 12	30 Nov 15	100.00	1,500,000.00	227.52	873,144.00	58.21
8079	17 May 12	17 May 12	31 Oct 15	100.00	2,000,000.00	0.00	1,097,232.59	54.86
8168	19 Sep 12	19 Sep 12	31 Dec 16	100.00	2,000,000.00	391,712.92	1,730,302.25	86.52
8238	5 Dec 12	5 Dec 12	31 Mar 16	100.00	650,000.00	0.00	613,052.97	94.32
8359	24 Apr 13	24 Apr 13	30 Sep 17	100.00	1,964,000.00	193,149.12	1,020,281.99	51.95
8369	20 May 13	20 May 13	31 Oct 17	100.00	2,000,000.00	679,242.22	1,626,285.69	81.31
8389	21 Jun 13	1 Jul 13	30 Jun 16	100.00	1,400,000.00	322,126.43	899,923.28	64.28
8435	20 Aug 13	20 Aug 13	31 Dec 18	81.37	1,500,000.00	127,488.72	1,213,537.66	80.90

continued on next page

Appendix 4 continued

JFPR No.	ADB Approval Date	Effective Date	Closing Date	% Time Elapsed <sup>a</sup>	Grant Approved (\$)	2017	2000–2017	
						Amount Disbursed (\$)	Cumulative Amount Disbursed (\$)	% Disbursed
8458	17 Sep 13	17 Sep 13	31 Aug 16	100.00	1,500,000.00	149,221.32	1,091,155.76	72.74
8517	25 Nov 13	25 Nov 13	24 Nov 18	82.03	1,300,000.00	52,685.40	1,206,392.43	92.80
8584	16 Dec 13	16 Dec 13	30 Sep 17	100.00	1,250,000.00	318,186.46	914,276.59	73.14
8585	16 Dec 13	16 Dec 13	30 Sep 17	100.00	1,250,000.00	462,906.69	1,088,023.62	87.04
8586	16 Dec 13	16 Dec 13	30 Sep 17	100.00	1,500,000.00	491,011.91	1,340,112.32	89.34
8640	22 Apr 14	22 Apr 14	31 Jul 16	100.00	820,000.00	0.00	547,851.30	66.81
8654	23 May 14	23 May 14	30 Sep 16	100.00	1,500,000.00	0.00	844,280.53	56.29
8674	30 Jun 14	30 Jun 14	31 Dec 19	63.68	2,000,000.00	752,913.40	1,166,045.98	58.30
8693	11 Jul 14	11 Jul 14	30 Sep 16	100.00	800,000.00	0.00	331,756.25	41.47
8707	22 Aug 14	22 Aug 14	31 Aug 17	100.00	1,500,000.00	312,261.88	1,467,429.06	97.83
8709	22 Aug 14	22 Aug 14	31 Aug 17	100.00	1,500,000.00	702,421.48	1,339,977.46	89.33
8732	2 Oct 14	2 Oct 14	31 Aug 18	83.00	2,000,000.00	597,427.12	955,242.12	47.76
8736	10 Oct 14	10 Oct 14	17 May 18	89.58	2,000,000.00	384,000.00	1,825,315.00	91.27
8774	3 Dec 14	3 Dec 14	28 Feb 18	95.01	1,000,000.00	381,058.66	716,288.82	71.63
8824	12 Dec 14	12 Dec 14	31 Jan 19	73.79	800,000.00	167,879.12	312,058.04	39.01
8881	6 Mar 15	6 Mar 15	31 Dec 18	73.85	1,200,000.00	66,217.14	1,057,921.92	88.16
8884	31 Mar 15	31 Mar 15	30 Sep 17	100.00	2,000,000.00	1,410,666.23	1,844,151.62	92.21
9095	12 Apr 16	12 Apr 16	30 Nov 19	47.32	2,000,000.00	374,896.93	512,746.93	25.64
9111	13 May 16	13 May 16	31 May 19	53.64	2,000,000.00	421,384.07	422,994.07	21.15
9170	5 Sep 16	5 Sep 16	31 Dec 18	56.91	2,000,000.00	372,904.93	372,904.93	18.65
9235	16 Nov 16	16 Nov 16	31 Oct 18	57.42	1,000,000.00	299,168.33	299,168.33	29.92
9288	12 Dec 16	12 Dec 16	28 Feb 19	47.52	1,000,000.00	92,799.89	92,799.89	9.28
9312	19 Apr 17	19 Apr 17	31 Mar 20	23.77	1,000,000.00	41,353.95	41,353.95	4.14
<b>Subtotal</b>					<b>63,476,500.00</b>	<b>9,769,103.52</b>	<b>43,152,480.60</b>	<b>67.98</b>
<b>Total Grants and Technical Assistance</b>					<b>816,299,400.00</b>	<b>54,237,391.50</b>	<b>561,255,693.37</b>	<b>68.76</b>

ADB = Asian Development Bank, JFPR = Japan Fund for Poverty Reduction, LOA = letter of agreement.

<sup>a</sup> Number of months elapsed from agreement signing /total months until physical completion. For regional projects, computed based on the latest agreement signing date. In cases of extension, adjusted based on revised completion dates.<sup>b</sup> Project not yet in operation as of 31 December 2017.

Source: ADB (Controller's Department).

## APPENDIX 5

# Nongovernment Organizations Participating in Japan Fund for Poverty Reduction Project Grants Approved from 2014 to 2017

Developing Member Country	Project Title	Participating Nongovernment Organizations
<b>Bangladesh</b>	Bangladesh Power System Enhancement and Efficiency Improvement	
<b>Cambodia</b>	Community-Based Disaster Risk Reduction	
<b>Mongolia</b>	Improving School Dormitory Environment for Primary Students in Western Region	Human Development Training Centre, Mongolian Vocational Education Teachers' Association, URAM Centre, Guide to the Procurement, Zorig Foundation, Senior Teachers' Association of Govi-Altai, Elders' Association of Zavkhan, Adolescents' Future of Uvs
	Integrated Livelihoods Improvement and Sustainable Tourism in Khuvsgul Lake National Park	National University of Mongolia, EcoLeap Foundation, Khuvsgul Tourism Association, Environmental Community Council NGO, Mongol Ecology Center, Ulaanbaatar Tourism Association, WaSH Action of Mongolia
	Strengthening Community Resilience to Dzud and Forest and Steppe Fires	
	Managing Soil Pollution in Ger Areas through Improved On-Site Sanitation	
	Promoting Employment Opportunities for People with Disabilities	
	Community Vegetable Farming for Livelihood Improvement	
<b>Myanmar</b>	Pro-Poor Community Infrastructure and Basic Services	
	Economic Empowerment of the Poor and Women in the East-West Economic Corridor	Mon Women's Organization, Mon Satanar Development Foundation
	Emergency Support for Chin State Livelihoods Restoration	Network Alliance Group
<b>Nepal</b>	Disaster Risk Reduction and Livelihood Restoration for Earthquake-Affected Communities	

continued on next page

Appendix 5 *continued*

Developing Member Country	Project Title	Participating Nongovernment Organizations
<b>Sri Lanka</b>	Supporting Electricity Supply Reliability Improvement: Productive Energy Use for Small Isolated Island and Rural Communities	
<b>Tajikistan</b>	Water Resources Management in Pyanj River Basin	Umedbakhsh Tajikistan, Amon Tajikistan
<b>Thailand</b>	Community-Based Flood Risk Management and Disaster Response in the Chao Phraya Basin	Thammasat University
<b>Vanuatu</b>	Cyclone Pam School Reconstruction	

NGO = nongovernment organization; WaSH = water, sanitation, and hygiene.

Sources: Asian Development Bank; Japan Fund for Poverty Reduction Database.

## APPENDIX 6

# Outreach and Communication Activities of the Japan Fund for Poverty Reduction, 2017

Activity	When	What
Managing Punjab's Water Resources ( <i>Dawn</i> , Pakistan)	30 January	Feature article
ADB to Help Improve Power System Efficiency, Coverage in Bangladesh	29 March	News release
ADB Kicks Off Support for Enforcement of Gender Equality Legislation	30 March	News release
Government, Development Partners Meet to Discuss Myanmar's Clean Energy Options	9 May	News release
ADB to Help 200,000 Indian Youths Develop Skills for Better Jobs, Income	22 June	News release
Asian Development Bank Okays \$102 Million Loan to Skill 2 Lakh Youths in Odisha ( <i>Financial Express</i> , India)	23 June	Feature article
ADB \$150 Million Loan to Help Improve Power Distribution, Efficiency in Nepal	30 June	News release
ADB Okays \$150 Million Loan to Upgrade Power Supply ( <i>The Kathmandu Post</i> , Nepal)	1 July	Feature article
ADB, FSM, RMI Sign Grant Agreements to Improve Education Quality	7 July	News release
ADB Agrees to Lend Rs17 Billion to Nepal ( <i>The Kathmandu Post</i> , Nepal)	11 September	Feature article
ADB Project to Support Agriculture Kicks Off with Workshop	20 September	News release
ADB to Implement \$2 Million Agricultural Technical Assistance Project ( <i>GoGo Mongolia</i> )	22 September	Feature article
ADB Continues to Support Disaster Management ( <i>Khmer Times</i> , Cambodia)	9 October	Feature article
ADB, Mongolia Sign Agreements to Develop Health, Education Master Plans	20 October	News release
ADB, Mongolia Sign Agreements to Develop Health, Education Master Plans ( <i>The Financial</i> , Georgia)	21 October	Feature article
ADB Loan to Help Improve Inclusiveness, Quality of Life of People with Disabilities in Mongolia	29 November	News release
ADB Loan to Help Modernize Power Generation in Uzbekistan	13 December	News release
ADB Signs Grant Agreement to Support Smallholder Vegetable Farmers in Mongolia	14 December	News release

ADB = Asian Development Bank, FSM = Federated States of Micronesia, RMI = Republic of the Marshall Islands.

Sources: Asian Development Bank; Japan Fund for Poverty Reduction Database.



## **Japan Fund for Poverty Reduction**

*Annual Report 2017*

Since 2000, the Japan Fund for Poverty Reduction has extended direct grant assistance to the poorest and most vulnerable groups in developing member countries of the Asian Development Bank, while fostering their long-term social and economic development. This annual report presents the background and rationale, project implementation progress, and achievements of the fund for the period from 1 January to 31 December 2017. It includes general information and operational details about the fund's two financing modalities—project grants and technical assistance.

### **About the Asian Development Bank**

ADB is committed to achieving a prosperous, inclusive, resilient, and sustainable Asia and the Pacific, while sustaining its efforts to eradicate extreme poverty. Established in 1966, it is owned by 68 members—49 from the region. Its main instruments for helping its developing member countries are policy dialogue, loans, equity investments, guarantees, grants, and technical assistance.



**ASIAN DEVELOPMENT BANK**

6 ADB Avenue, Mandaluyong City

1550 Metro Manila, Philippines

[www.adb.org](http://www.adb.org)